



US00D489368S

(12) **United States Design Patent**
Yoneda et al.

(10) **Patent No.:** **US D489,368 S**

(45) **Date of Patent:** **** May 4, 2004**

(54) **COMPUTER**

(75) Inventors: **Naofumi Yoneda**, Tokyo (JP);
Yoshinori Yamada, Tokyo (JP)

(73) Assignee: **Sony Corporation**, Tokyo (JP)

(**) Term: **14 Years**

(21) Appl. No.: **29/181,495**

(22) Filed: **May 13, 2003**

(51) **LOC (7) Cl.** **14-02**

(52) **U.S. Cl.** **D14/345**

(58) **Field of Search** D14/336, 341-346,
D14/138; D18/1, 2, 7; 235/145 A, 145 R;
345/156, 168, 169, 172, 173; 349/12; 361/680-686

(56) **References Cited**

U.S. PATENT DOCUMENTS

D321,865 S	*	11/1991	Derocher	D14/345
D421,744 S	*	3/2000	Ono	D14/343
D448,763 S		10/2001	Ikenaga		
D461,175 S		8/2002	Yokota		
D464,961 S		10/2002	Sogabe		
D468,736 S	*	1/2003	Loh et al.	D14/345
D482,030 S	*	11/2003	Kataoka	D14/345
2003/0151887 A1	*	8/2003	Siddiqui	361/680

OTHER PUBLICATIONS

Web page "PDA Style", <http://www.jp.sonystyle.com/peg/Store/Clie/index.html>, 3 sheets, Sony Marketing (Feb. 2003).

Web page "Sony Drive," <http://www.sony.jp/products/Models/Library/PEG-T600C.html>, 1 sheet, Sony Marketing (Feb. 2003).

Web page "Zaurus SL-B500," <http://www.sharp.co.jp/products/slb500/index.html>, 1 sheet, Sharp Corporation (Feb. 2003).

Web page "Zaurus SL-C700," <http://www.sharp.co.jp/products/slc700/index.html>, 1 sheet, Sharp Corporation (Feb. 2003).

Web page "Visor Prism," <http://www.handspring.co.jp/products/visorprism/index.asp?did=0000>, 1 sheet, Handspring (Feb. 2003).

Web page "Visor Edge," <http://www.handspring.co.jp/products/visoredge/index.asp?did=0000>, 1 sheet, Handspring (Feb. 2003).

Web page "Visor Platinum," <http://www.handspring.co.jp/products/visorplatinum/index.asp?did=0000>, 1 sheet, Handspring (Feb. 2003).

Web page "Palm m515 hand held," <http://www.palm-japan.com/catalog/m515>, 1 sheet, Palm Japan (Feb. 2003).

Web page "Palm m130 hand held," <http://www.palm-japan.com/catalog/m130>, 1 sheet, Palm Japan (Feb. 2003).

* cited by examiner

Primary Examiner—Clare E. Hefflin

(74) *Attorney, Agent, or Firm*—Rader, Fishman & Grauer PLLC

(57) **CLAIM**

The ornamental design for a computer, as shown.

DESCRIPTION

FIG. 1 is a perspective view of a computer showing our new design;

FIG. 2 is a front elevational view thereof;

FIG. 3 is a rear elevational view thereof;

FIG. 4 is a left side elevational view thereof;

FIG. 5 is a right side elevational view thereof;

FIG. 6 is a top plan view thereof; and,

FIG. 7 is a bottom plan view thereof.

1 Claim, 4 Drawing Sheets

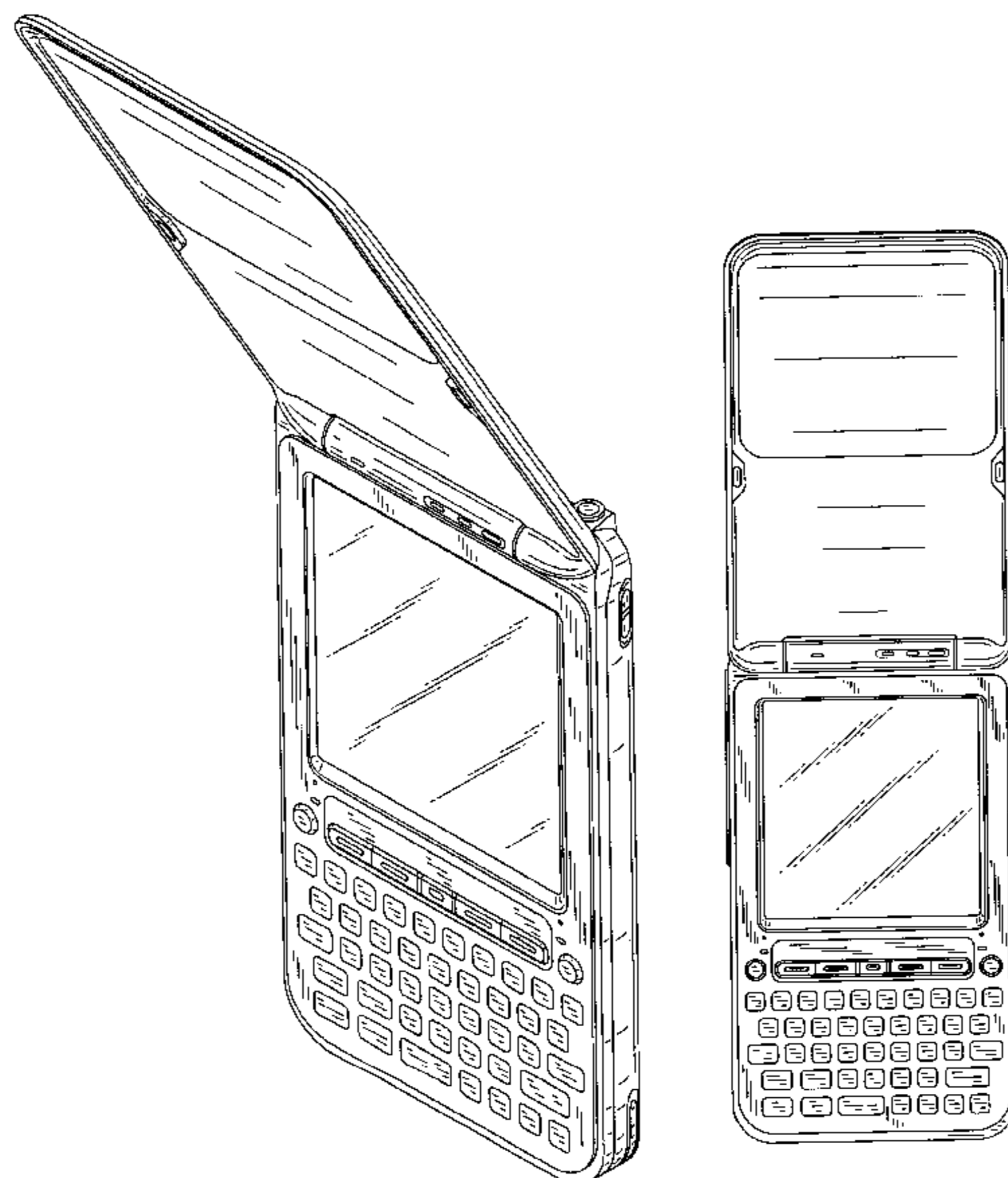


FIG. 1

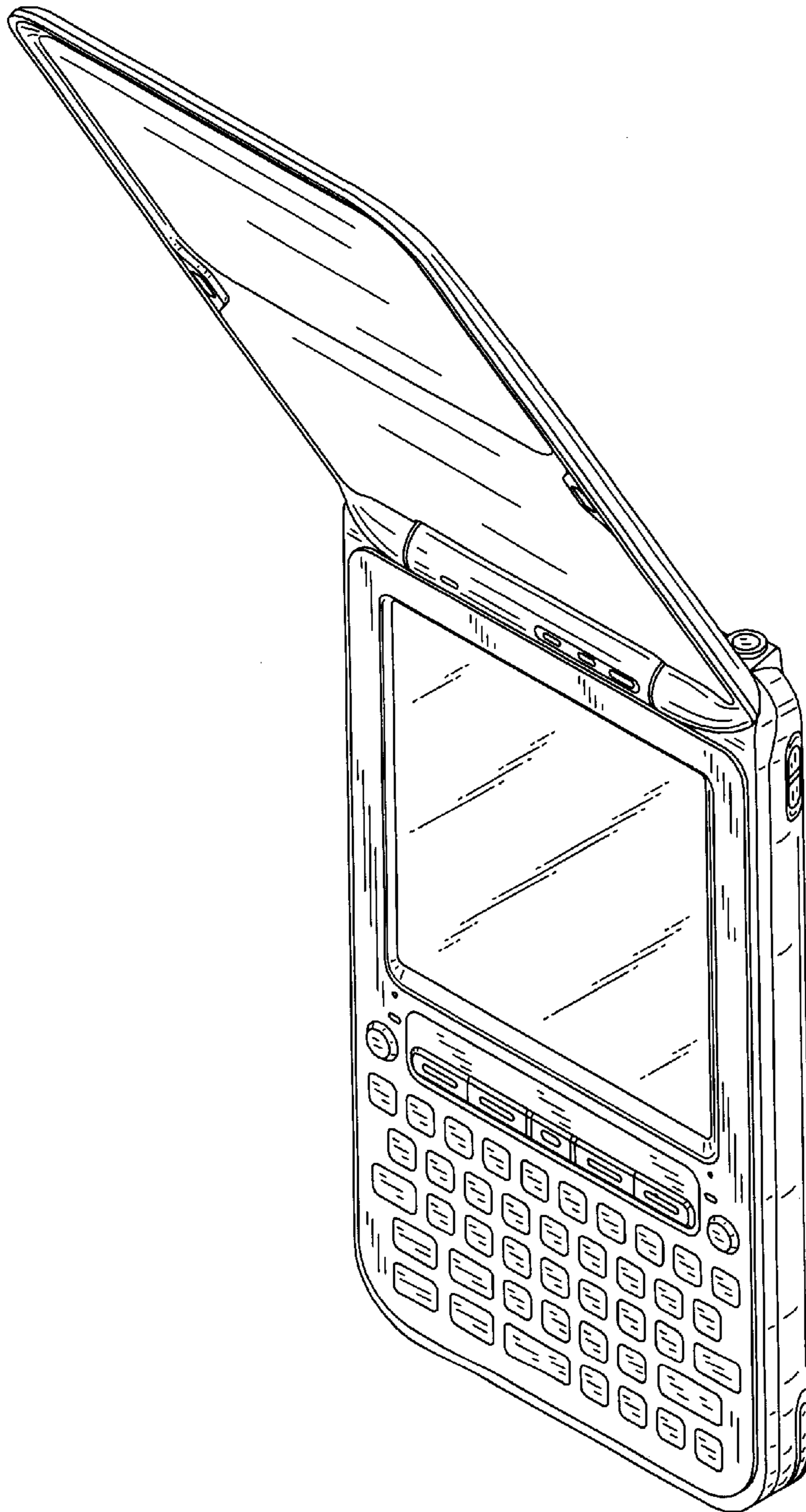


FIG. 3

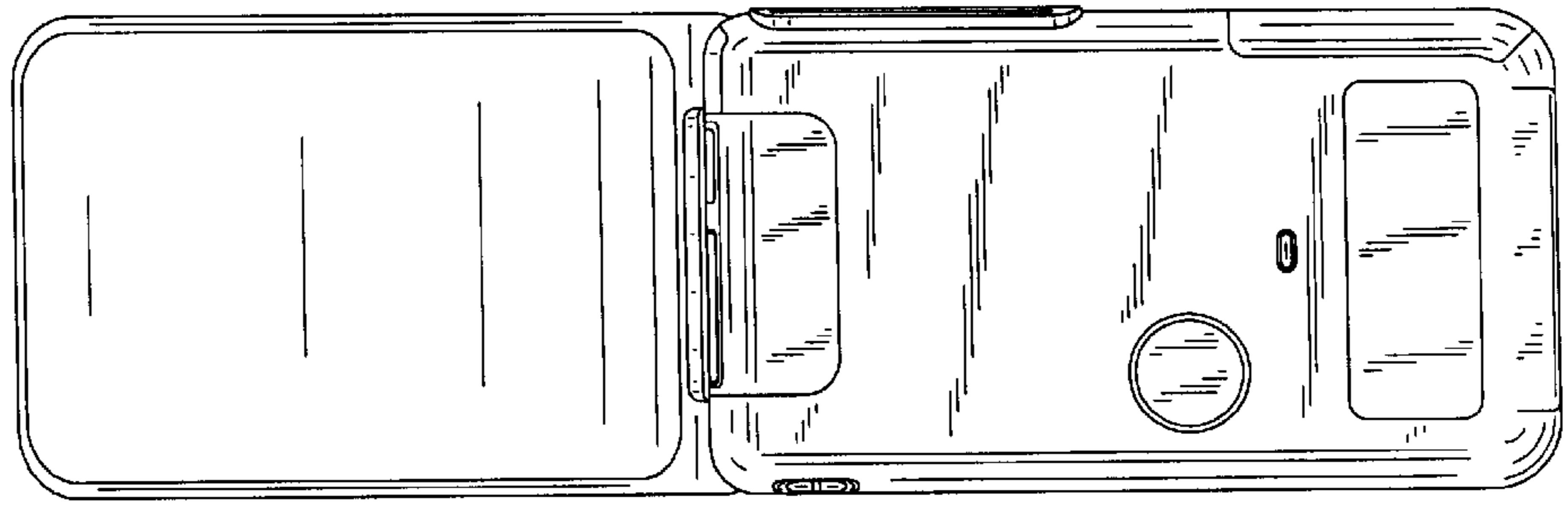


FIG. 2

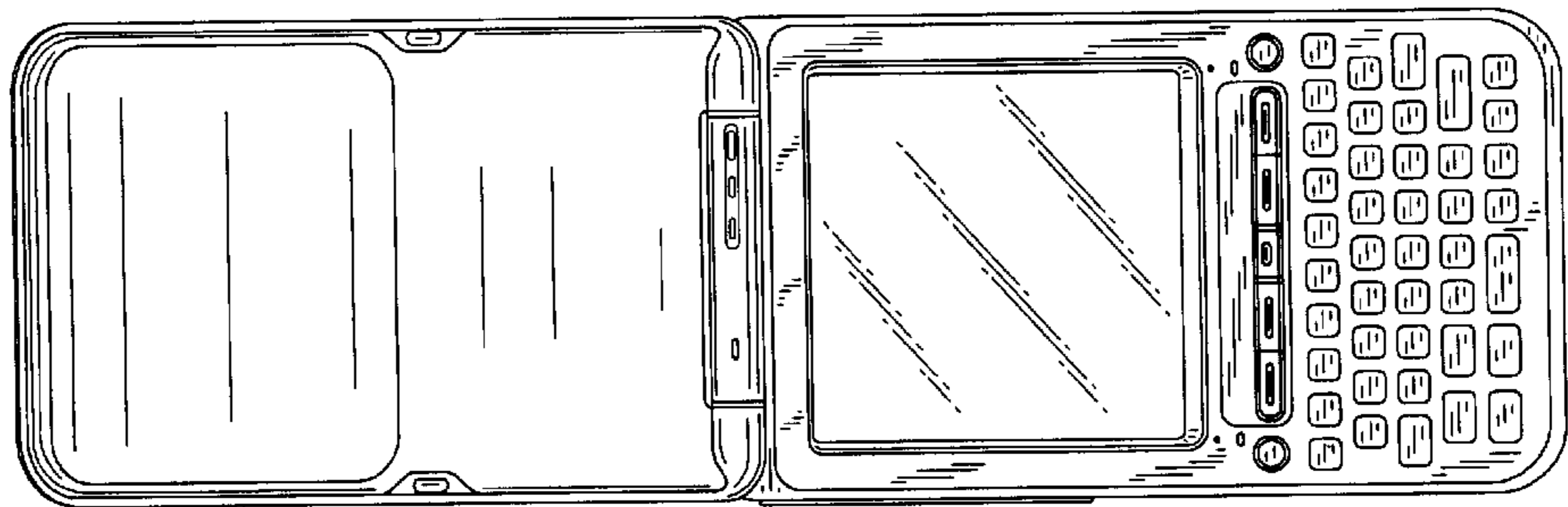


FIG. 5

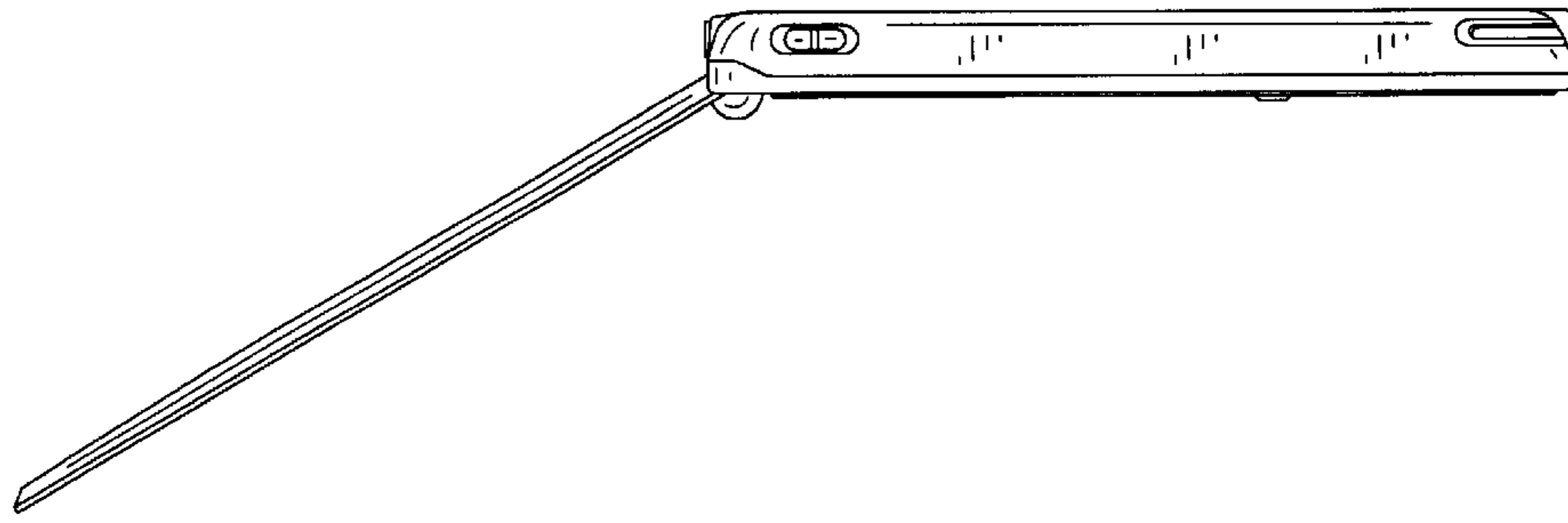


FIG. 4

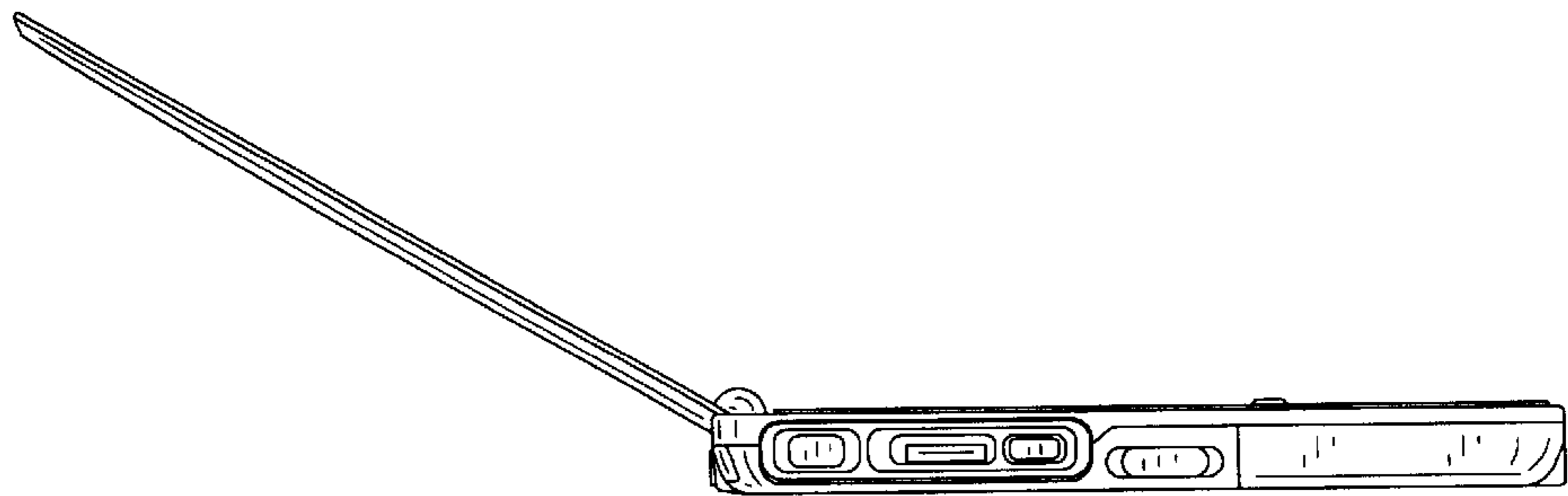


FIG. 6




FIG. 7

