



US00D489340S

(12) **United States Design Patent**
Honda

(10) **Patent No.:** **US D489,340 S**

(45) **Date of Patent:** **** May 4, 2004**

(54) **TELEVISION SET**

(75) Inventor: **Tatsuya Honda**, Yokohama (JP)

(73) Assignee: **Kabushiki Kaisha Toshiba** (JP)

(**) Term: **14 Years**

(21) Appl. No.: **29/177,585**

(22) Filed: **Mar. 13, 2003**

(30) **Foreign Application Priority Data**

Sep. 18, 2002 (JP) 2002-025381

(51) **LOC (7) Cl.** **14-03**

(52) **U.S. Cl.** **D14/126**

(58) **Field of Search** D14/126-134,
D14/371, 374, 375, 239; 312/7.2; 348/836,
838, 180, 184, 325, 739; 345/905, 104,
133, 156, 168, 87, 173; 248/917-924; 341/12

(56) **References Cited**

U.S. PATENT DOCUMENTS

D247,748 S	*	4/1978	Ebner et al.	D14/376
D344,933 S		3/1994	Wiseman et al.		
D413,594 S	*	9/1999	Renk	D14/126
D427,169 S	*	6/2000	Saeki et al.	D14/126
D439,224 S	*	3/2001	Kita	D14/126
D439,225 S	*	3/2001	Kita	D14/126
D448,769 S	*	10/2001	Jung	D14/374

D456,370 S	*	4/2002	Kita	D14/126
D472,532 S	*	4/2003	Niitsu	D14/126
D474,163 S		5/2003	Araki		

FOREIGN PATENT DOCUMENTS

JP	842277	7/1992
JP	867462	4/1993
JP	10857560	9/2000
JP	1087067	10/2000
JP	1121110	9/2001

* cited by examiner

Primary Examiner—Raphael Barkai

(74) *Attorney, Agent, or Firm*—Banner & Witcoff, Ltd.

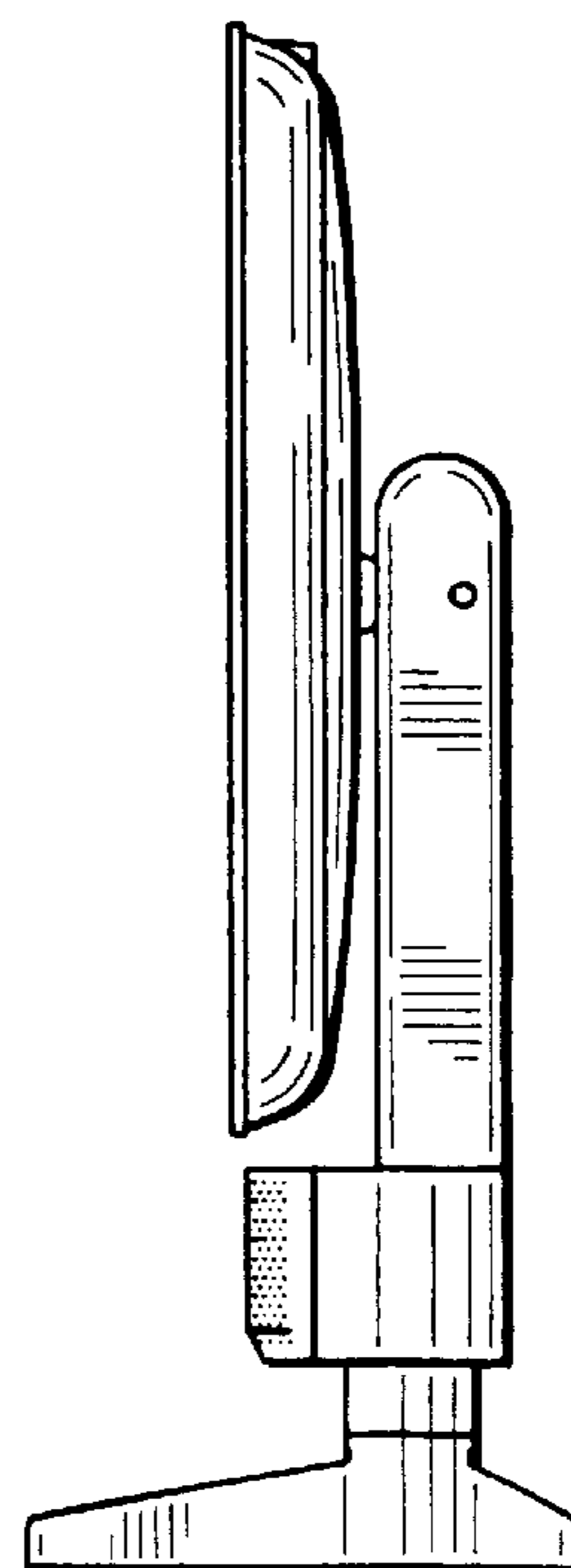

(57) **CLAIM**

The ornamental design for a television set, as shown and described.

DESCRIPTION

FIG. 1 is a front, top and right side perspective view of a television set, showing my new design; FIG. 2 is a front elevational view thereof; FIG. 3 is a right side elevational view thereof; FIG. 4 is a left side elevational view thereof; FIG. 5 is a rear elevational view thereof; FIG. 6 is a top plan view thereof; and, FIG. 7 is a bottom plan view thereof.

1 Claim, 2 Drawing Sheets






Fig.1

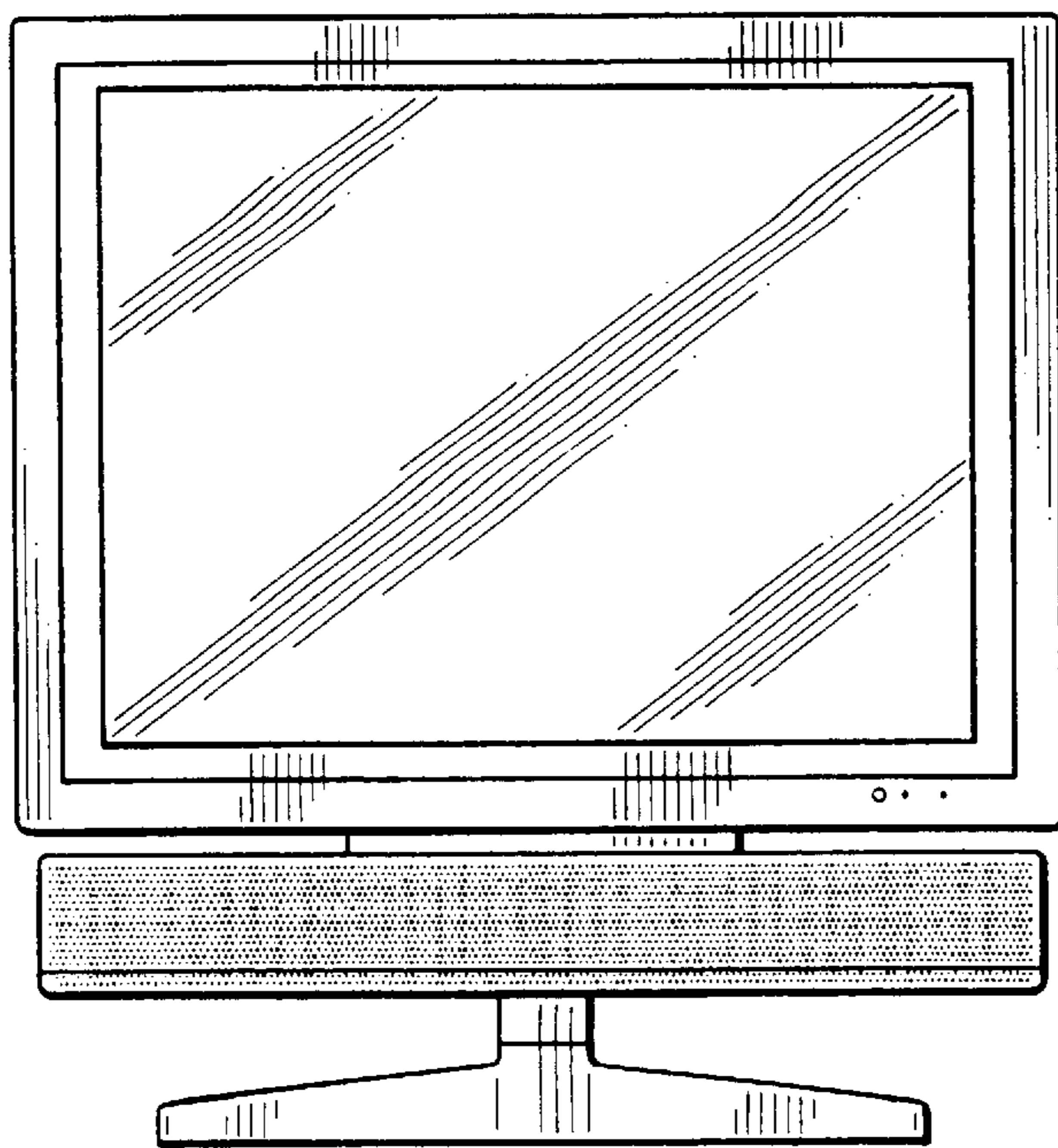


Fig.2

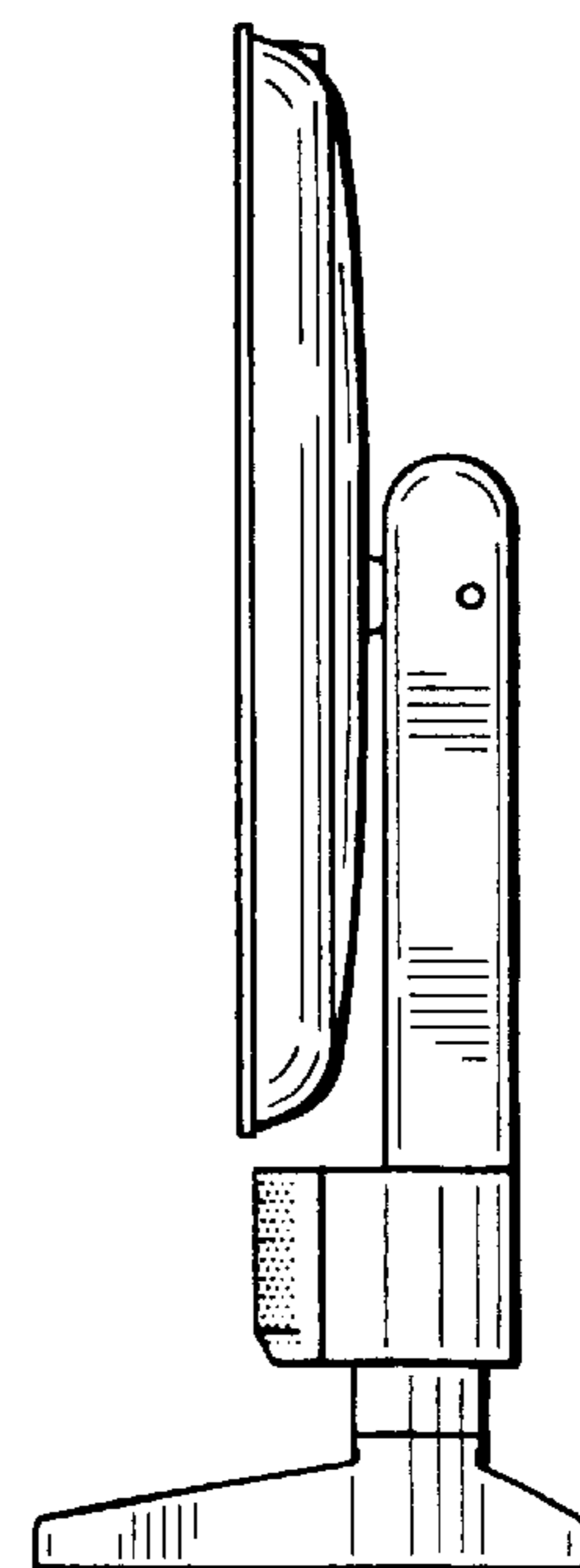


Fig.3

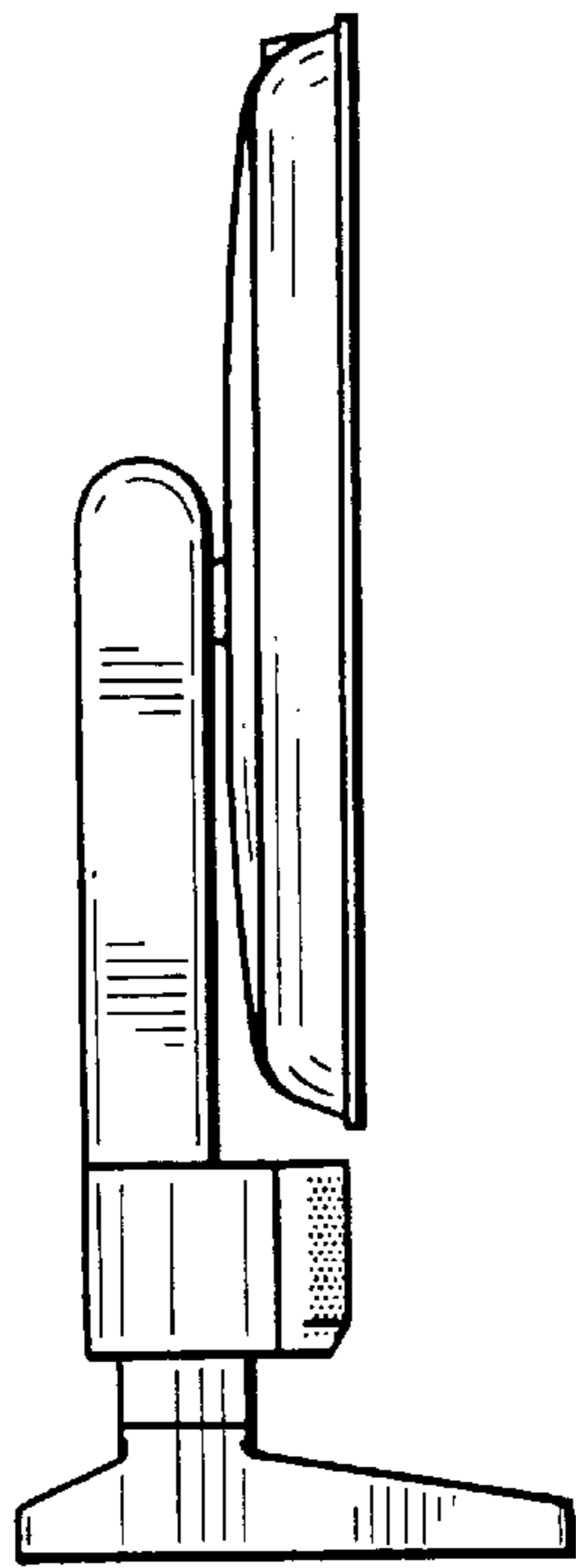


Fig. 4

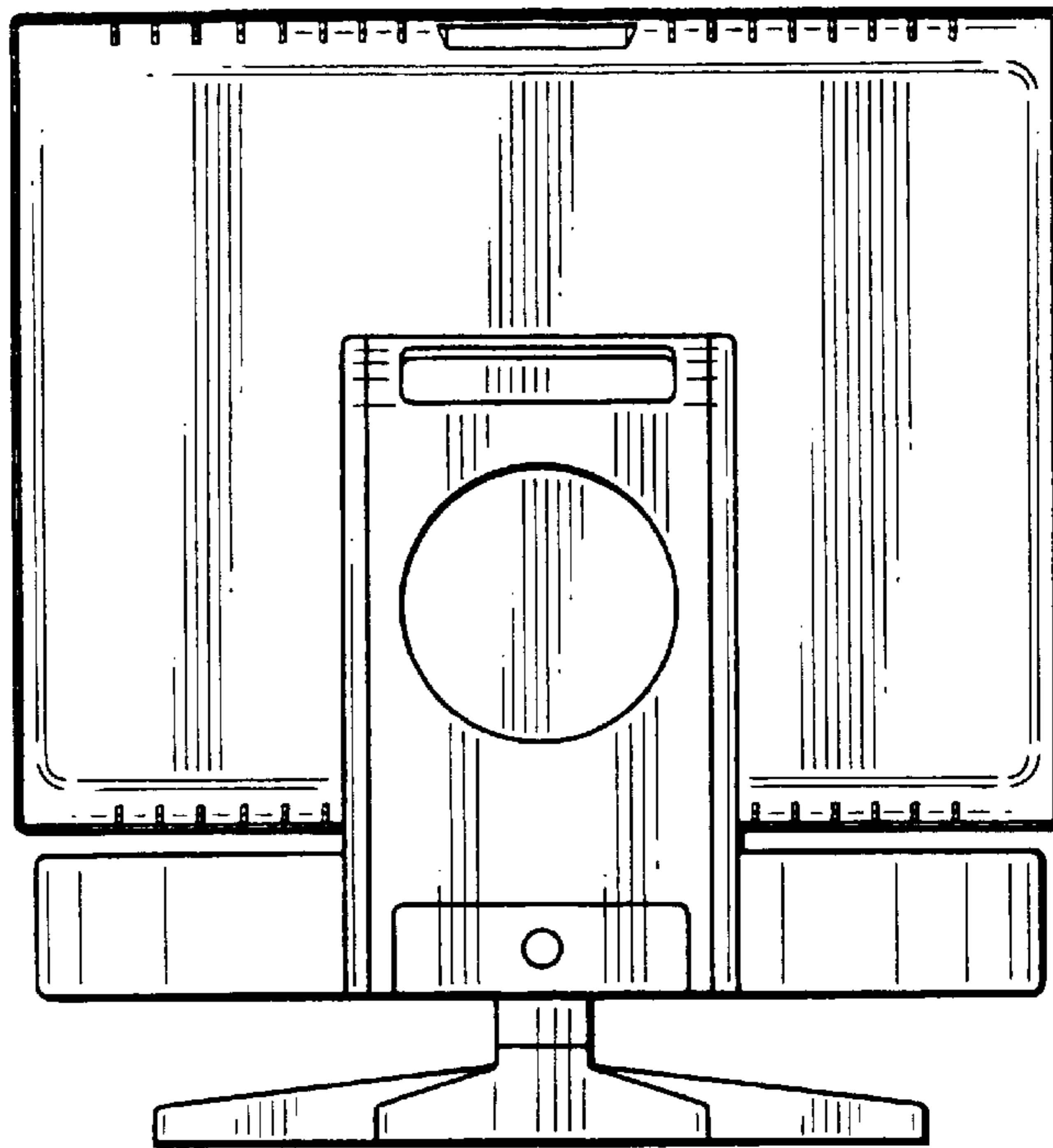


Fig. 5




Fig. 6

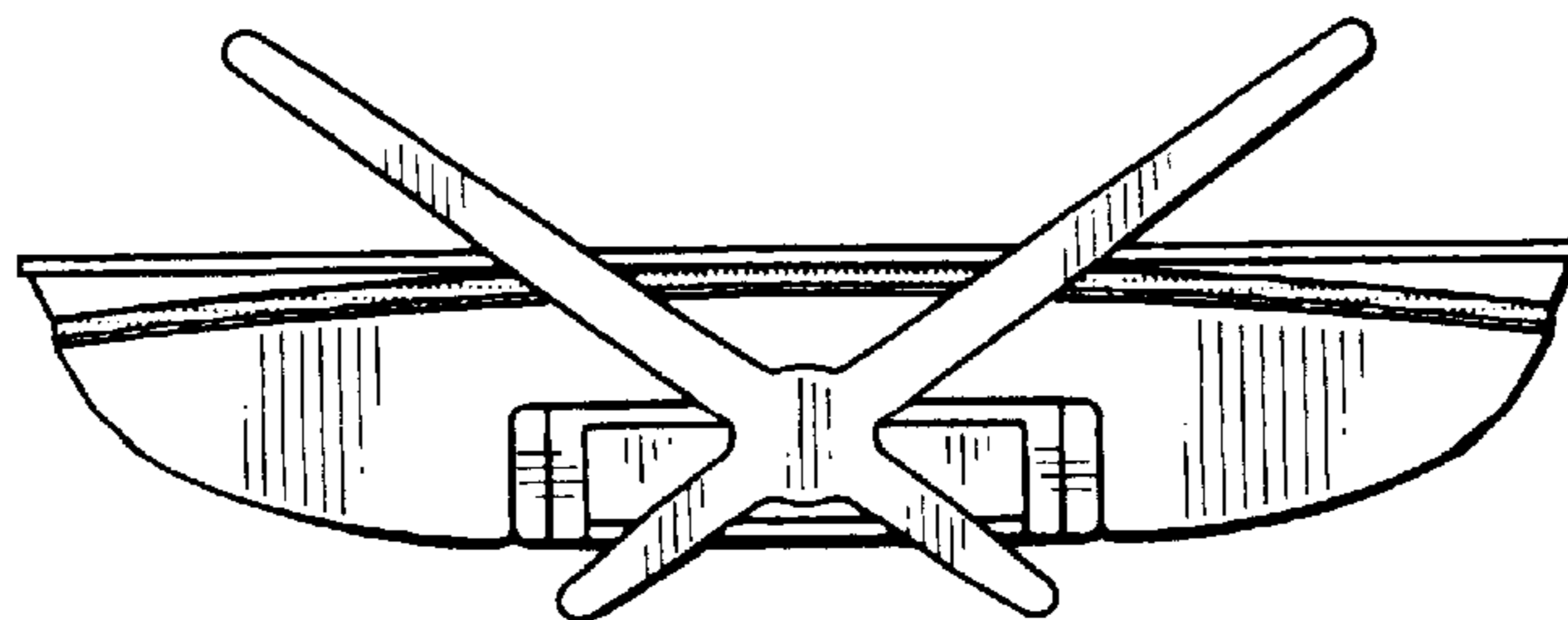


Fig. 7