



US00D489338S

(12) **United States Design Patent**
Seddon et al.

(10) **Patent No.:** **US D489,338 S**

(45) **Date of Patent:** **** May 4, 2004**

(54) **PACKAGED SEMICONDUCTOR DEVICE**

D476,962 S 7/2003 Yoshihira et al. D13/182

(75) Inventors: **Michael Seddon**, Gilbert, AZ (US);
Francis Carney, Gilbert, AZ (US);
Kent L. Kime, Phoenix, AZ (US)

* cited by examiner

Primary Examiner—Philip S. Hyder

Assistant Examiner—Selina Sikder

(74) *Attorney, Agent, or Firm*—James J. Stipanuk

(73) Assignee: **Semiconductor Components Industries, L.L.C.**, Phoenix, AZ (US)

(57) **CLAIM**

(**) Term: **14 Years**

We claim the ornamental design for a packaged semiconductor device, as shown and described.

(21) Appl. No.: **29/187,122**

DESCRIPTION

(22) Filed: **Jul. 28, 2003**

(51) **LOC (7) Cl.** **13-03**

(52) **U.S. Cl.** **D13/182**

(58) **Field of Search** D13/182; 174/52.1,
174/52.2; 257/666, 670, 678, 684, 690,
719, 776, 782, 796; 361/760, 771, 774,
792, 798, 820

FIG. 1 is a perspective view from the back right side and above the packaged semiconductor device;

FIG. 2 is a perspective view from the front left side and above the packaged semiconductor device;

FIG. 3 is a perspective view from the front left side and below the packaged semiconductor device;

FIG. 4 is a top view of the packaged semiconductor device;

FIG. 5 is a bottom view of the packaged semiconductor device;

FIG. 6 is an elevational view from the left side of the packaged semiconductor device;

FIG. 7 is an elevational view from the right side of the packaged semiconductor device;

FIG. 8 is an elevational view from the back side of the packaged semiconductor device; and,

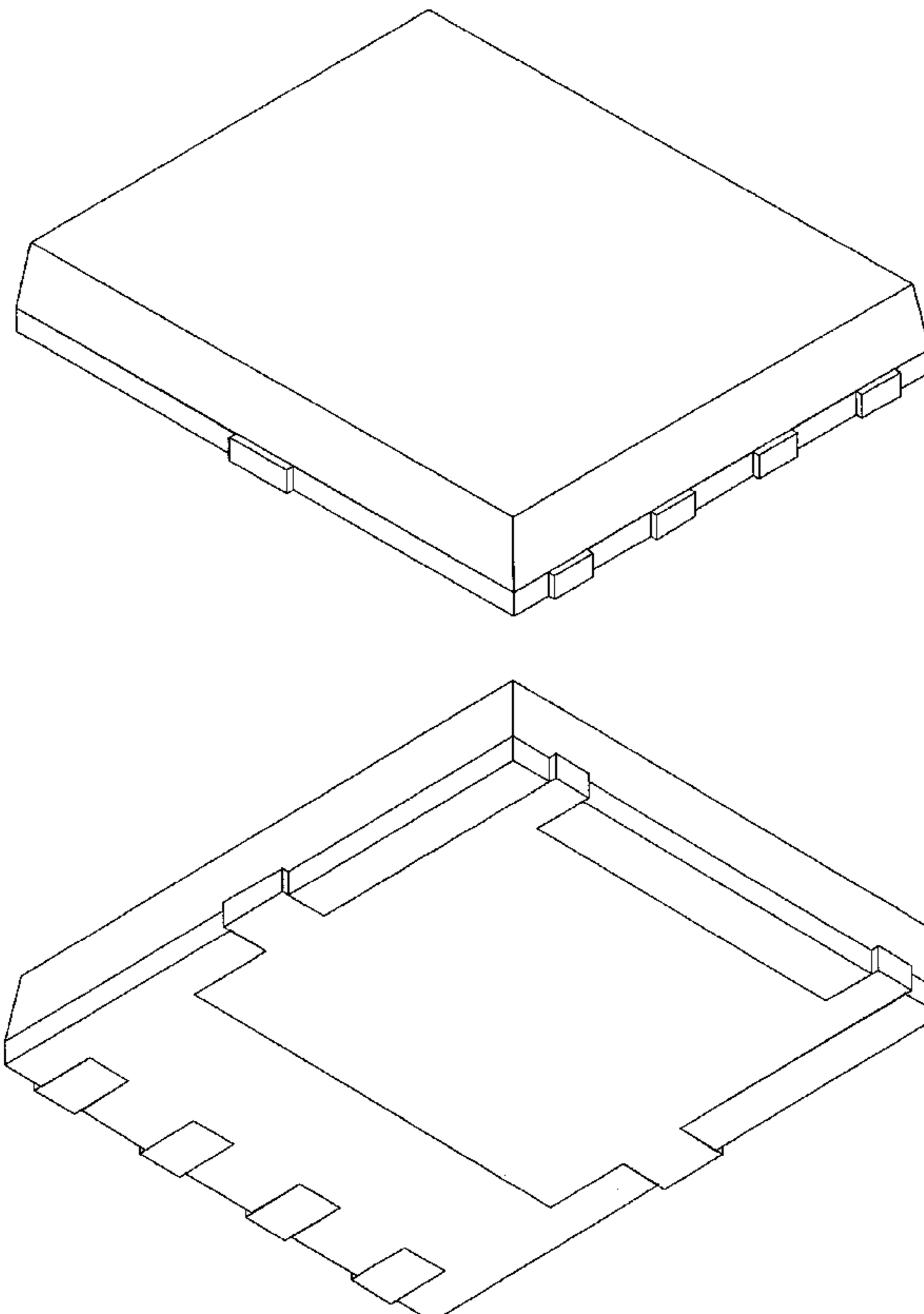
FIG. 9 is an elevational view from the front side of the packaged semiconductor device.

(56) **References Cited**

U.S. PATENT DOCUMENTS

5,434,357	A	*	7/1995	Belcher et al.	174/52.2
5,844,307	A	*	12/1998	Suzuki et al.	257/690
5,866,942	A	*	2/1999	Suzuki et al.	257/698
D416,236	S	*	11/1999	Kobayashi et al.	D13/182
6,238,953	B1	*	5/2001	Tanaka et al.	438/112
D466,873	S		12/2002	Kasem et al.	D13/182
D472,528	S		4/2003	Kasem et al.	D13/182
6,555,899	B1	*	4/2003	Chung et al.	257/670

1 Claim, 9 Drawing Sheets



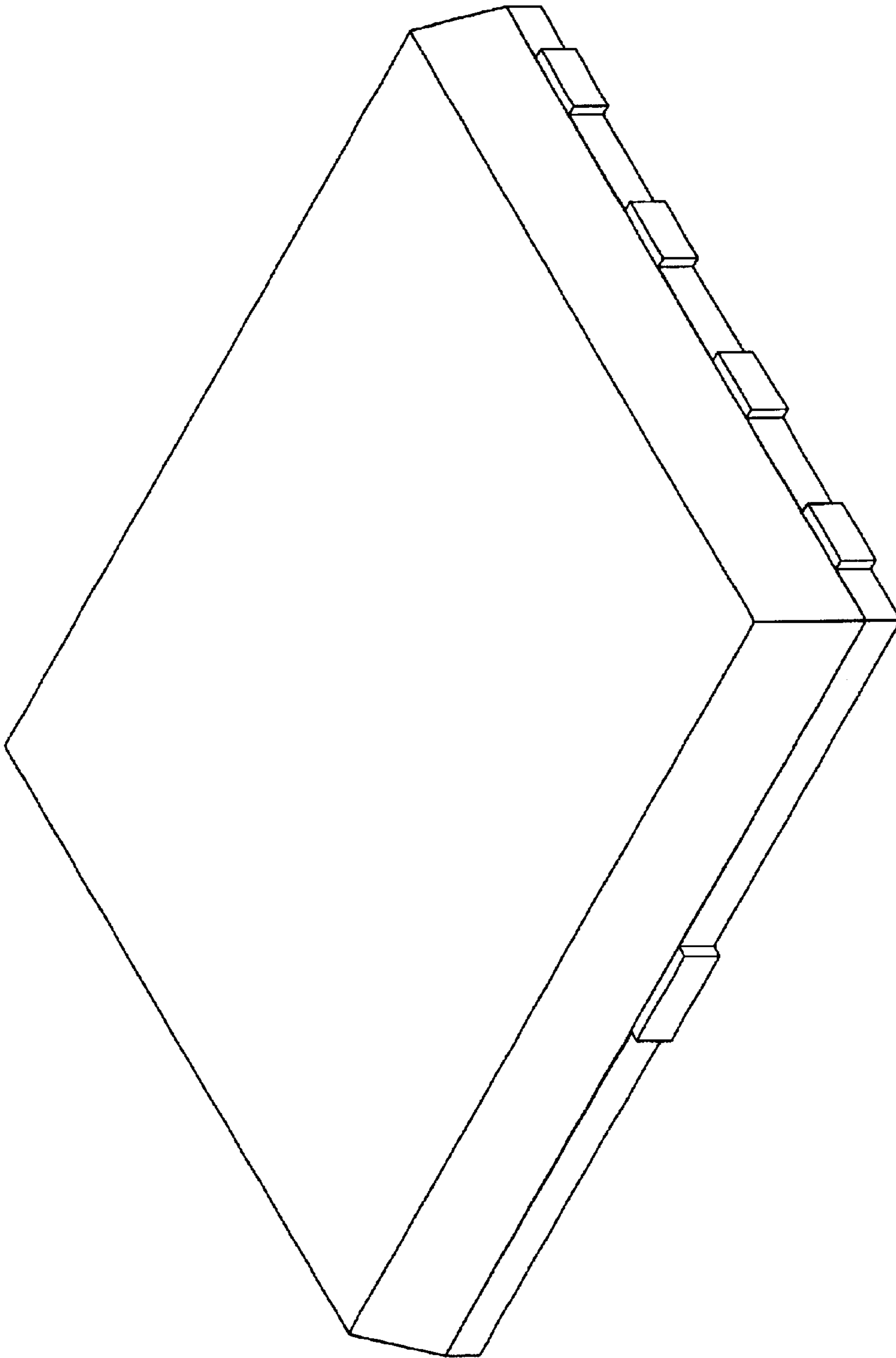


FIG. 1

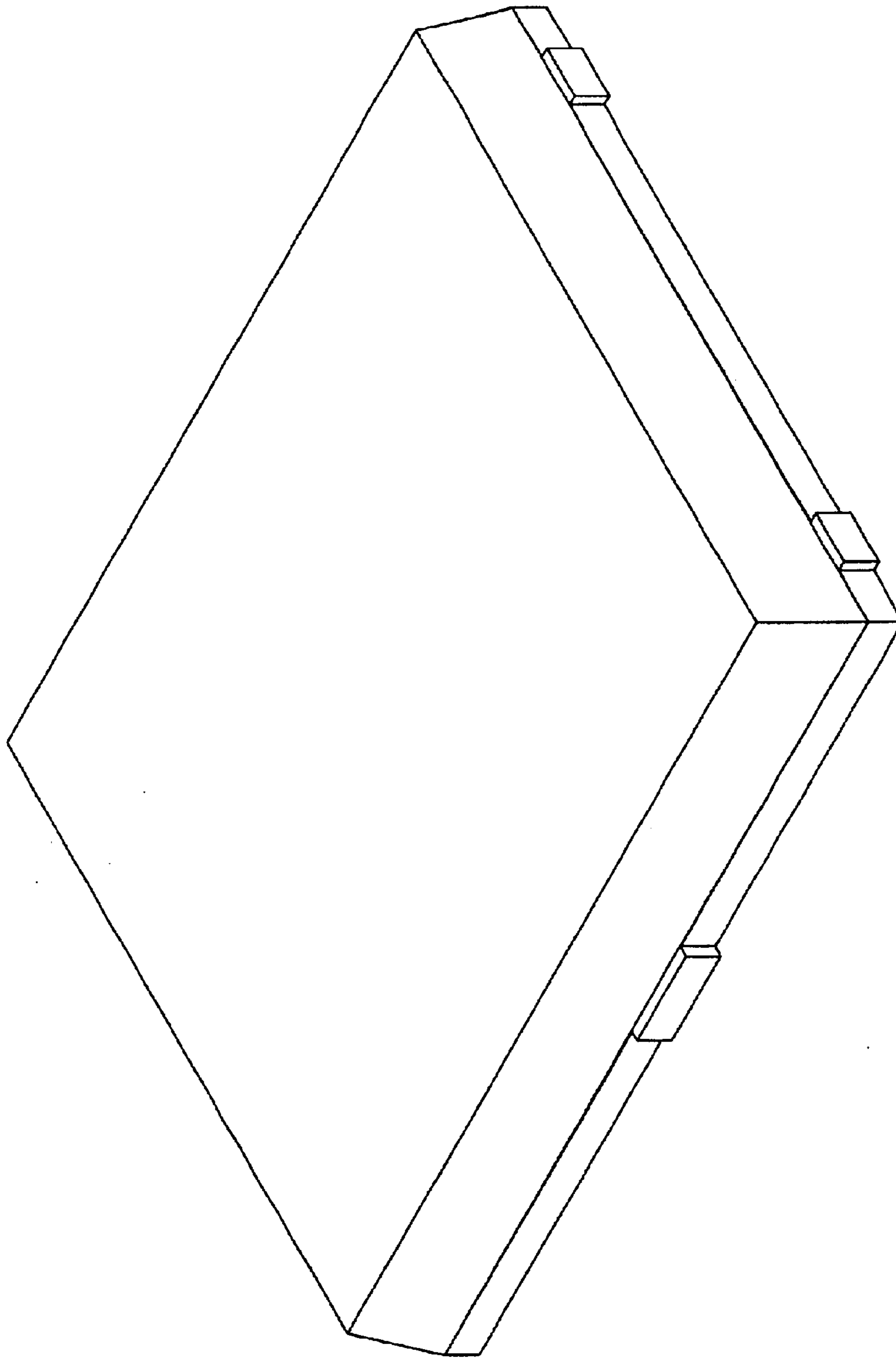


FIG. 2

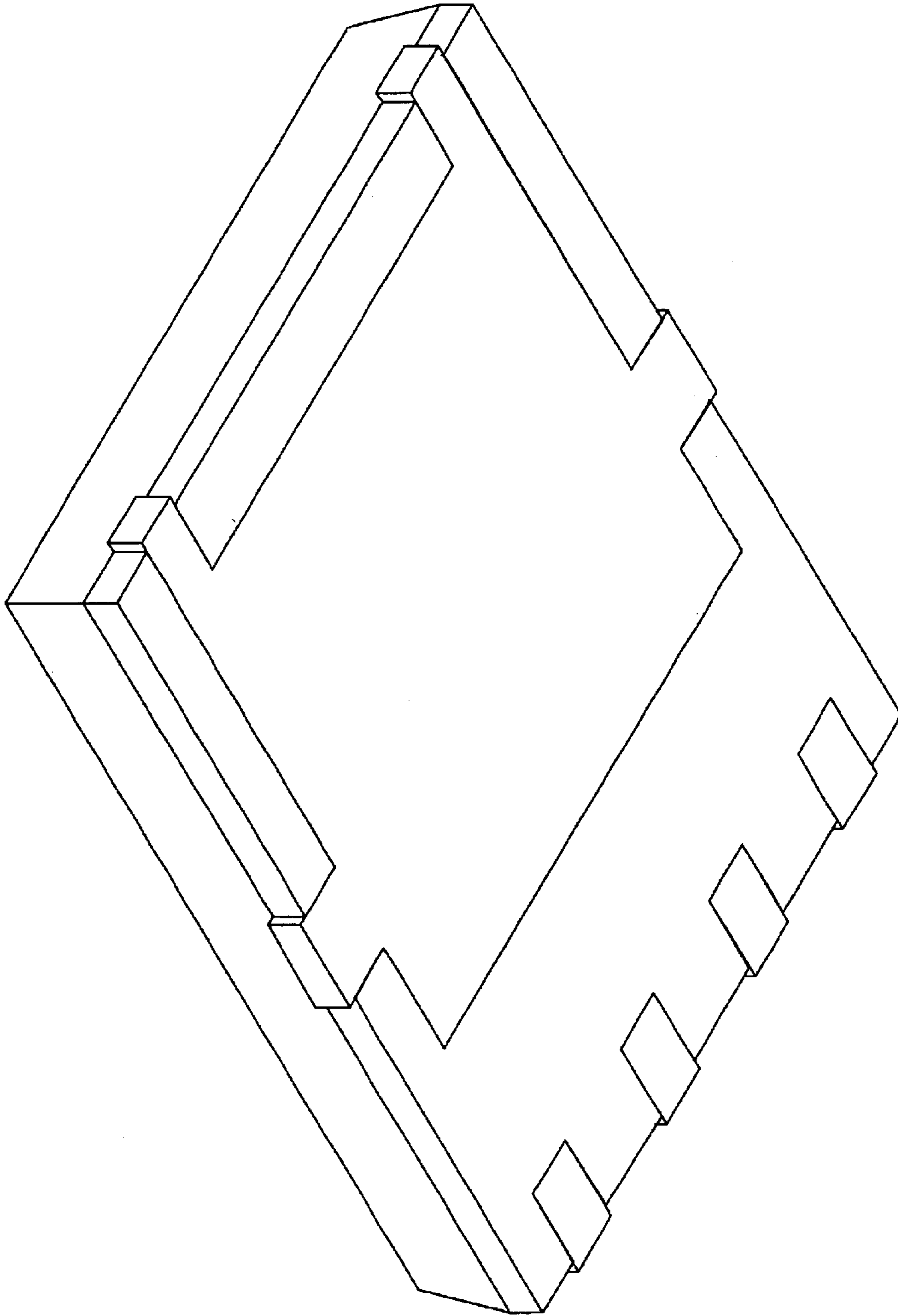


FIG. 3




FIG. 4

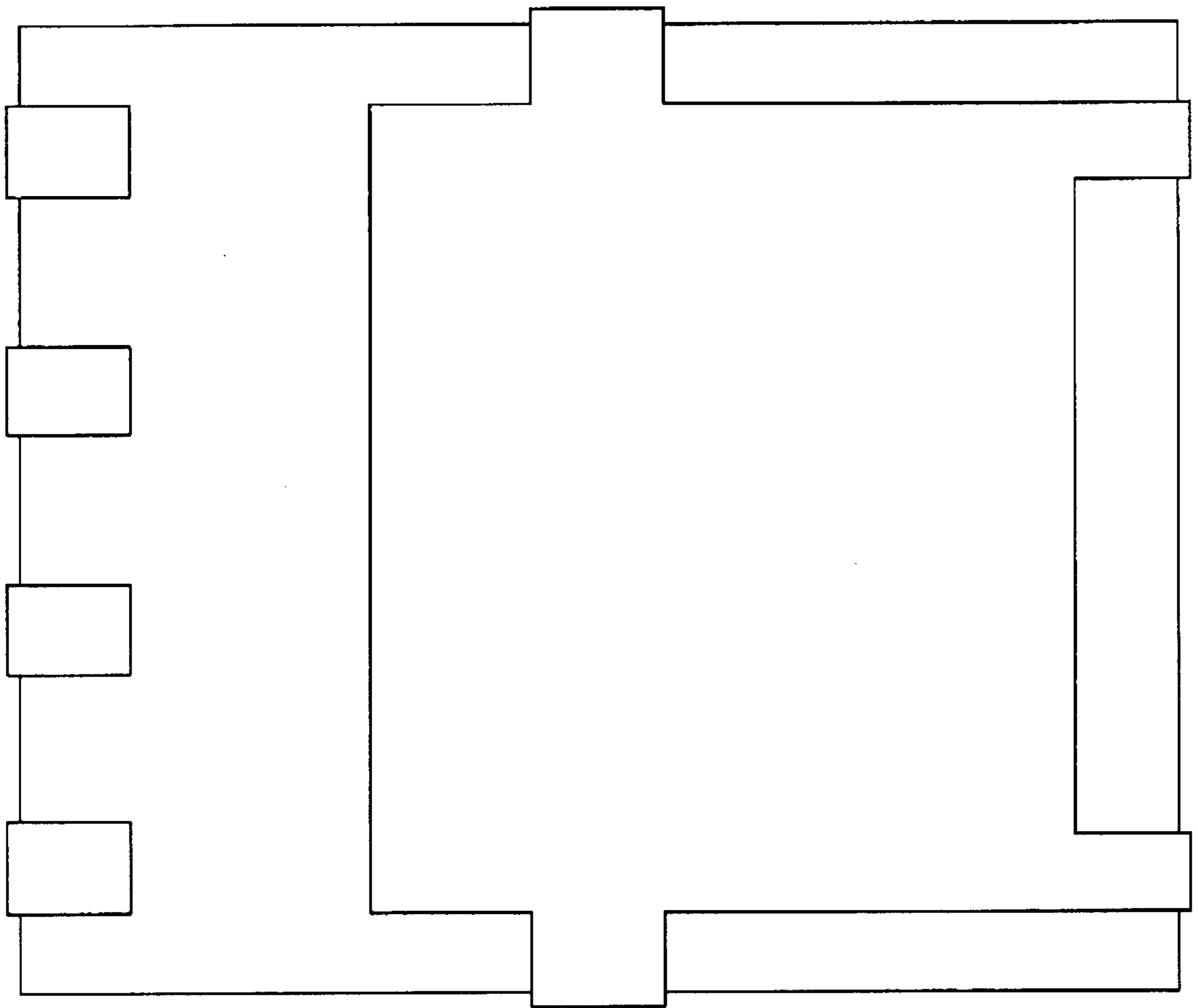


FIG. 5




FIG. 6

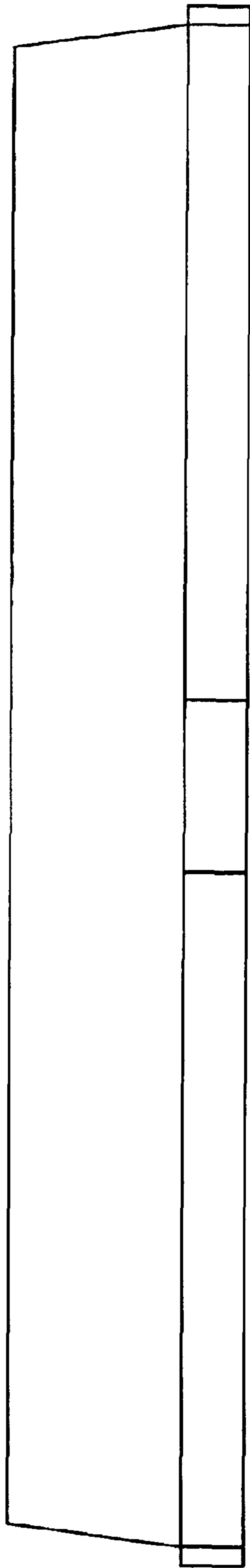


FIG. 7




FIG. 8




FIG. 9