



US00D489328S

(12) **United States Design Patent**
Oswalt

(10) **Patent No.:** **US D489,328 S**

(45) **Date of Patent:** **** May 4, 2004**

(54) **PORTABLE RECEPTACLE EXTENSION**

6,004,138 A 12/1999 Harbertson
6,024,588 A * 2/2000 Hsu et al. 439/652
D461,774 S * 8/2002 Genicevitch D13/137.2

(76) **Inventor:** **Greg David Oswalt**, 1042 E. Fairbrook Cir., Mesa, AZ (US) 85203

(**) **Term:** **14 Years**

* cited by examiner

Primary Examiner—Joel Sincavage

(21) **Appl. No.:** **29/182,342**

(57) **CLAIM**

(22) **Filed:** **May 22, 2003**

The ornamental design for a portable receptacle extension, as shown and described.

(51) **LOC (7) Cl.** **13-02**

DESCRIPTION

(52) **U.S. Cl.** **D13/137.1; D13/137.4**

(58) **Field of Search** **D13/137.1–137.4; 439/21, 31, 652; 174/48, 49**

FIG. 1 is a Side Elevational (Left) view of a portable receptacle extension showing my new design; FIG. 2 is a Side Elevational (Front) view. FIG. 3 is a Side Elevational (Right) view. FIG. 4 is a Side Elevational (Back) view. FIG. 5 is a Plan (Top) view; and, FIG. 6 is a Plan (Bottom) view.

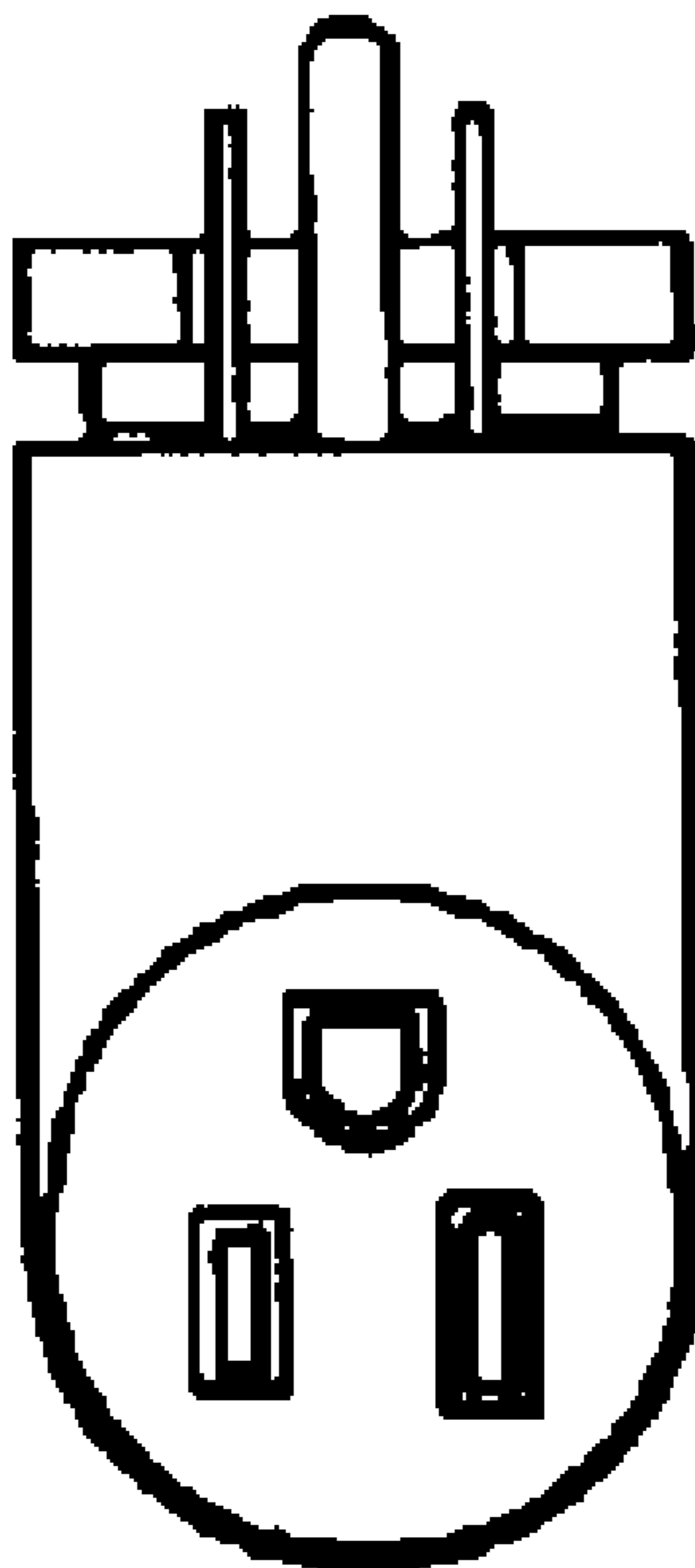
(56) **References Cited**

U.S. PATENT DOCUMENTS

3,082,290 A	*	3/1963	Ohmit	174/49
3,889,044 A	*	6/1975	Flachbarth et al.	174/48
4,245,873 A		1/1981	Markowitz	
4,553,798 A	*	11/1985	Murphy	439/32
5,306,165 A	*	4/1994	Nadeau	439/115
D359,722 S	*	6/1995	Owens	D13/137.1
5,895,275 A		4/1999	Harbertson	

The extension is shown broken away in FIGS. 1–4 because the specific length of the extension forms no part of the claimed design.

1 Claim, 1 Drawing Sheet



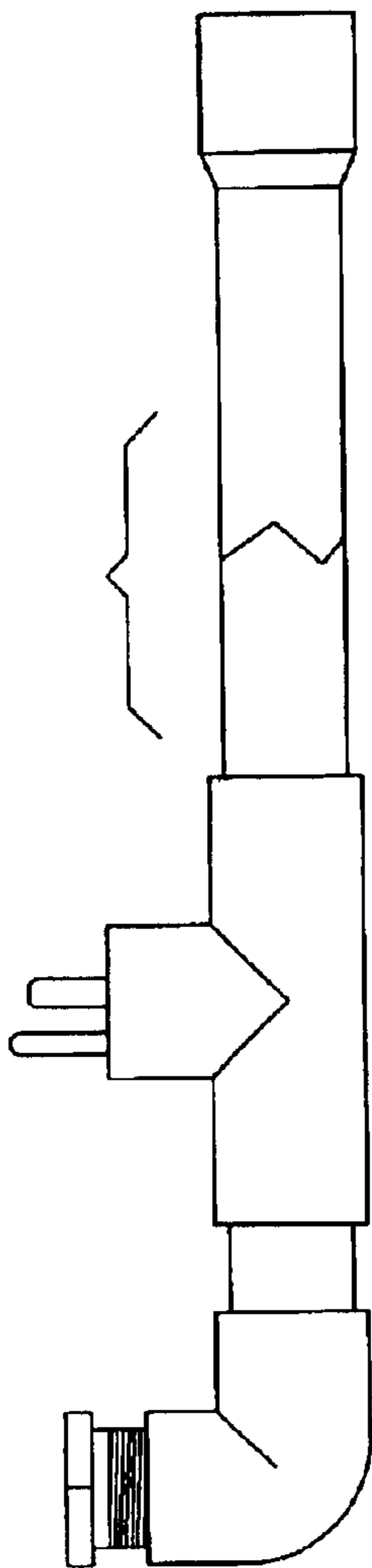


Figure 1

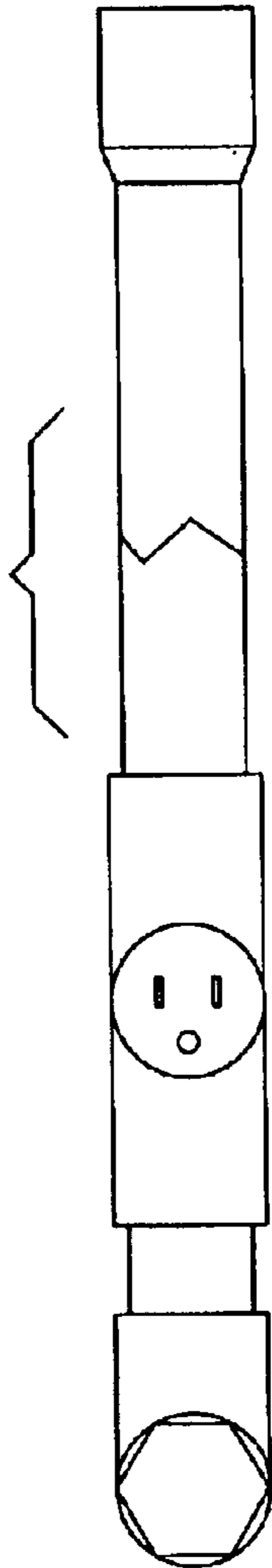


Figure 2

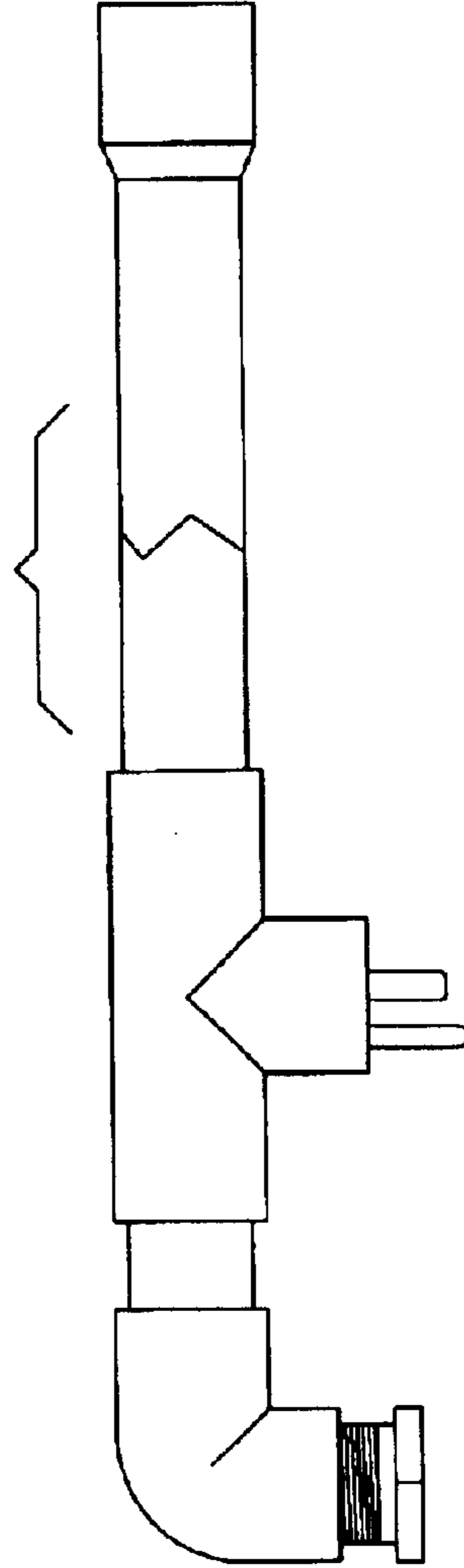


Figure 3

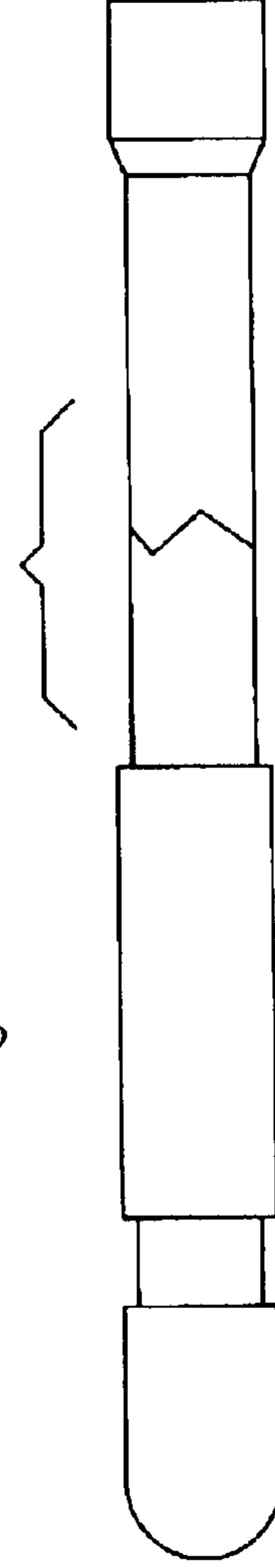


Figure 4

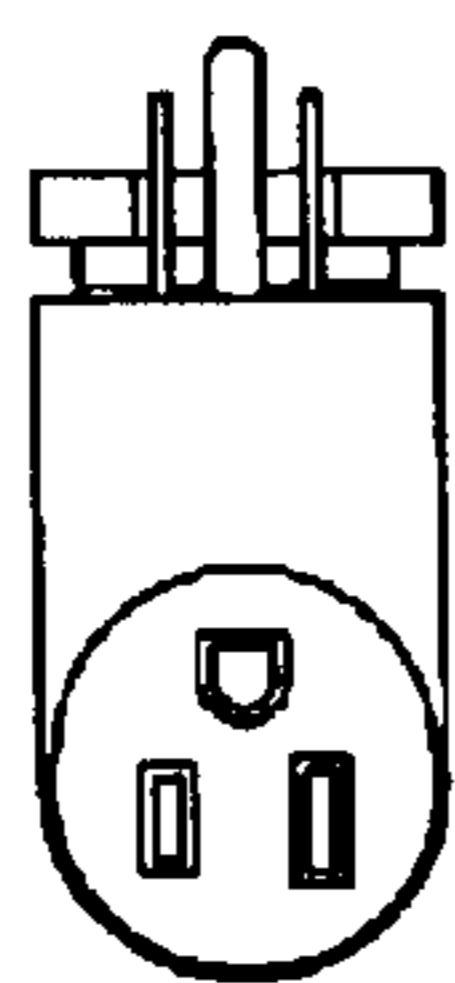


Figure 5

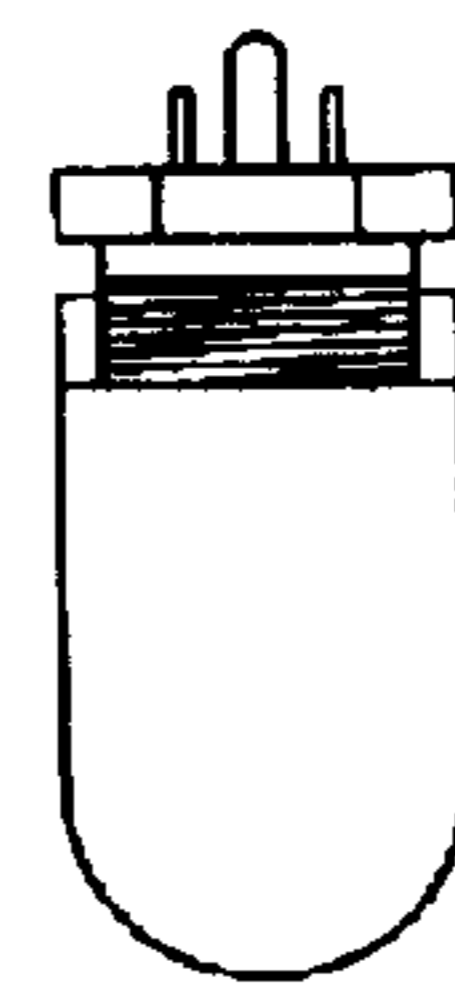


Figure 6