



US00D489324S

(12) **United States Design Patent**
Suzuki

(10) **Patent No.:** **US D489,324 S**

(45) **Date of Patent:** **** May 4, 2004**

(54) **CHARGER**

(75) Inventor: **Satoshi Suzuki**, Tokyo (JP)

(73) Assignee: **Sony Corporation**, Tokyo (JP)

(**) Term: **14 Years**

(21) Appl. No.: **29/189,300**

(22) Filed: **Sep. 3, 2003**

(51) **LOC (7) Cl.** **13-02**

(52) **U.S. Cl.** **D13/108**

(58) **Field of Search** D13/107, 108;
D14/253, 223; 320/107-115

(56) **References Cited**

U.S. PATENT DOCUMENTS

D278,508 S	*	4/1985	Kafka	D7/386
D350,956 S		9/1994	Sumikawa		
D355,913 S	*	2/1995	Chong	D14/168
D456,351 S	*	4/2002	Yoneda	D13/108
D483,327 S	*	12/2003	Matsuoka	D13/108
D483,328 S	*	12/2003	Suzuki	D13/108
2002/0117996 A1	*	8/2002	Cheng	320/114

OTHER PUBLICATIONS

Catalog "General Accessories Catalog" p. 17, Sony (Jan. 2003).

Web page "HP-ALW800" <http://www8.yodobashi.com/en-joy.i.jsp?pid=4686984>, 1 sheet, Yodobashi Camera (Jun. 2003).

* cited by examiner

Primary Examiner—Joel Sincavage

(74) *Attorney, Agent, or Firm*—Rader, Fishman & Grauer PLLC

(57) **CLAIM**

The ornamental design for a charger, as shown.

DESCRIPTION

FIG. 1 is a perspective view of a charger showing my new design;

FIG. 2 is a front elevational view thereof;

FIG. 3 is a rear elevational view thereof;

FIG. 4 is a left side elevational view thereof;

FIG. 5 is a right side elevational view thereof;

FIG. 6 is a top plan view thereof; and,

FIG. 7 is a bottom plan view thereof.

1 Claim, 4 Drawing Sheets

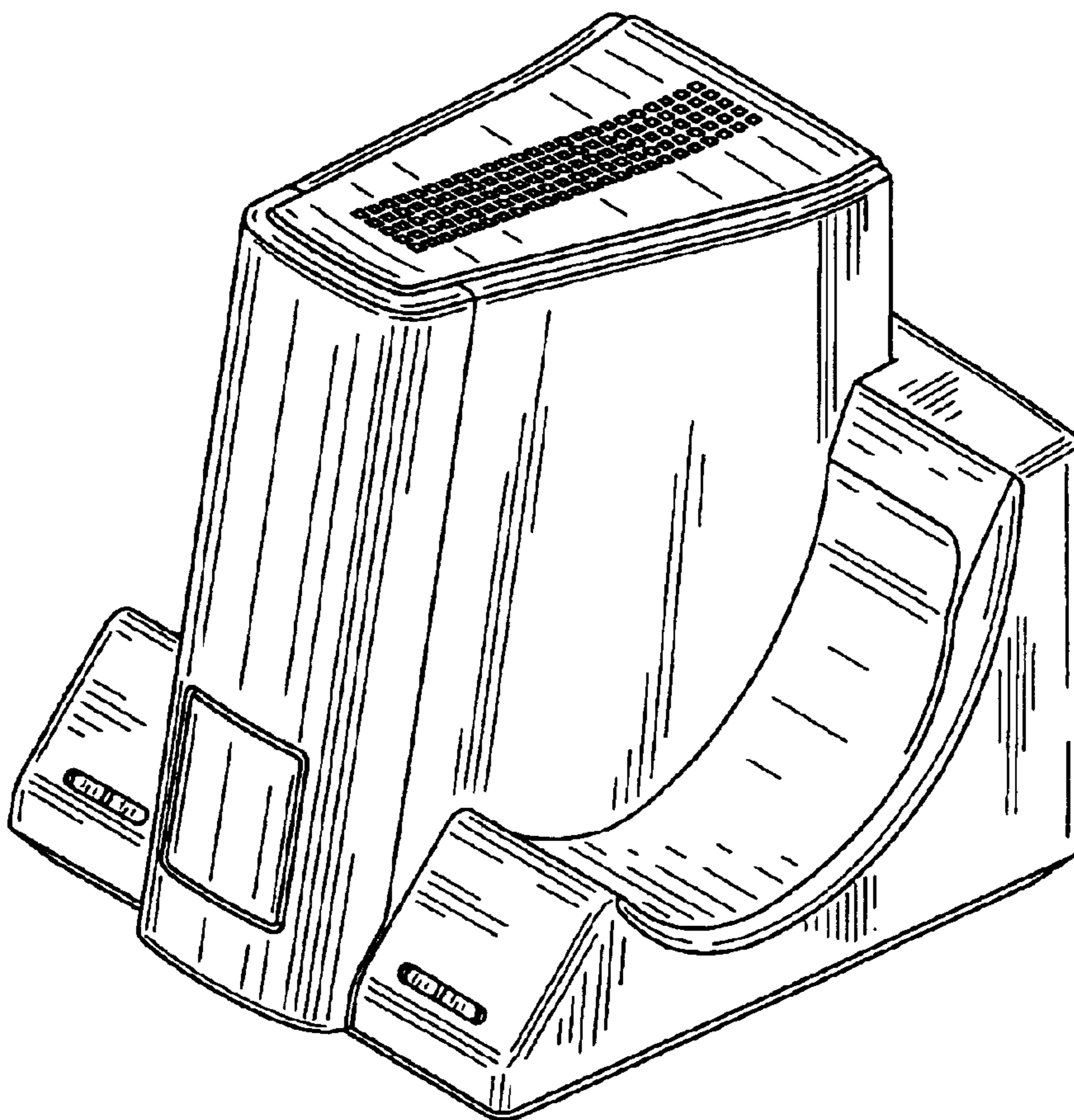


Fig. 1

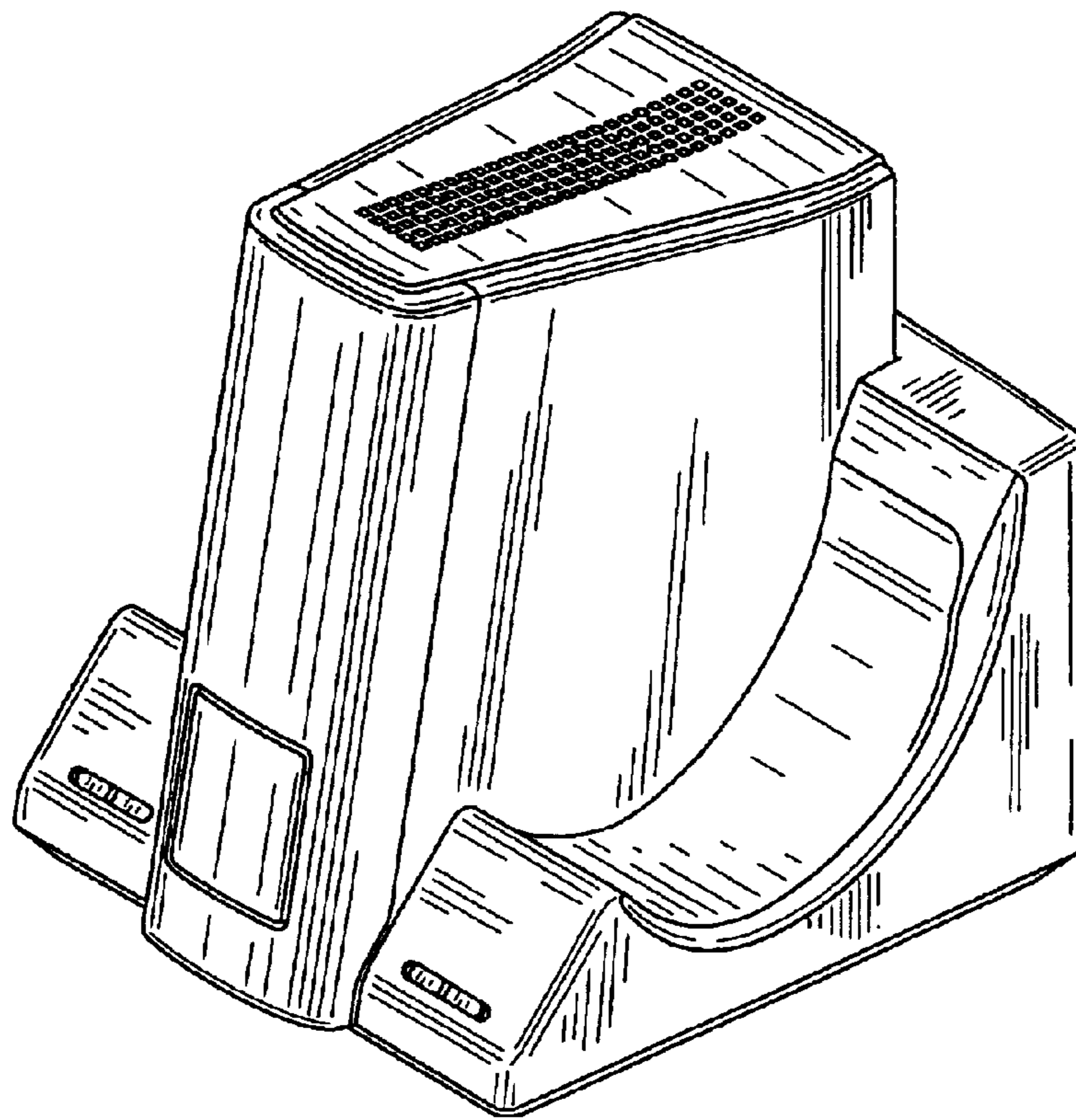


Fig.2




Fig.3

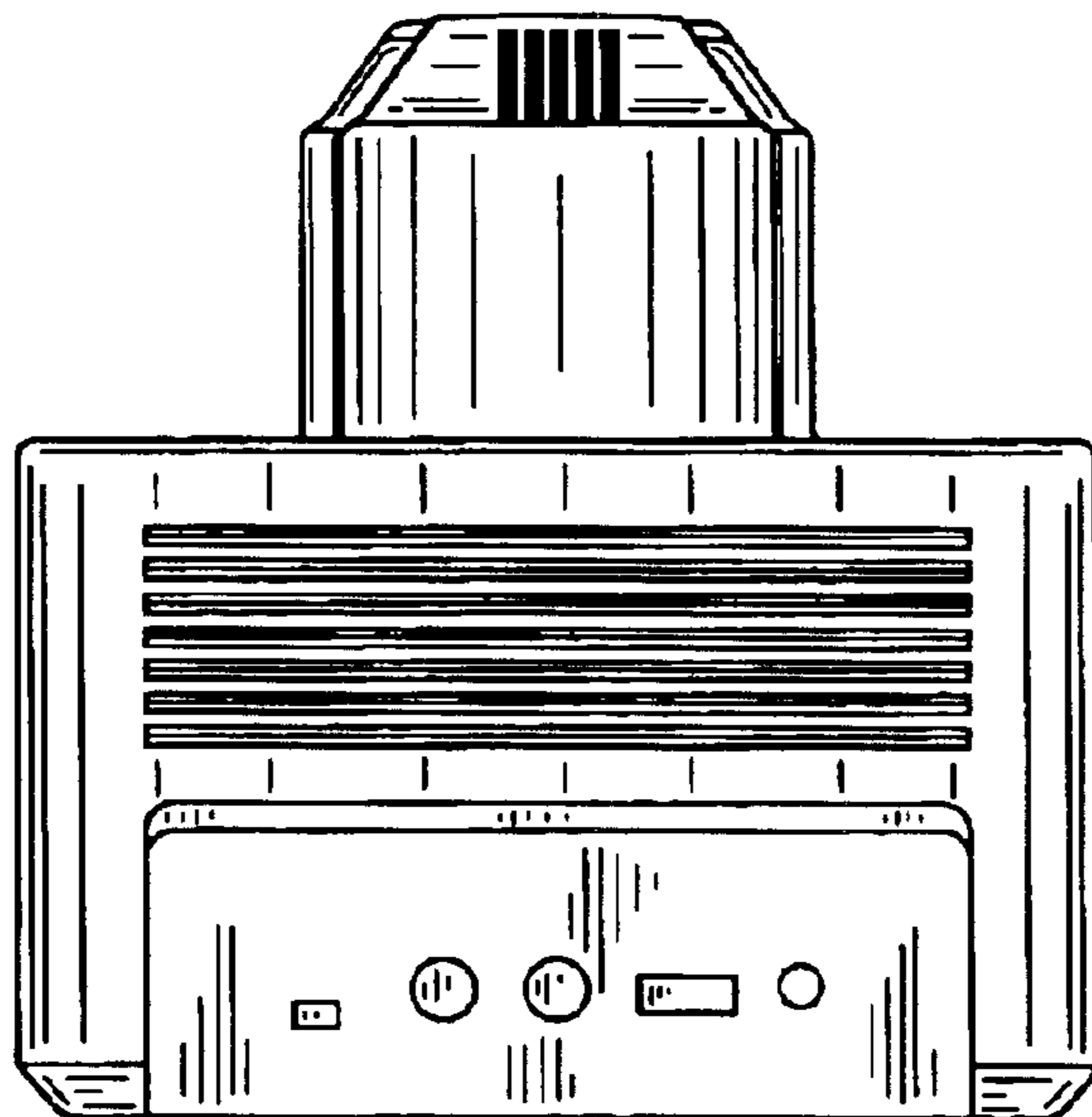


Fig.4




Fig.5

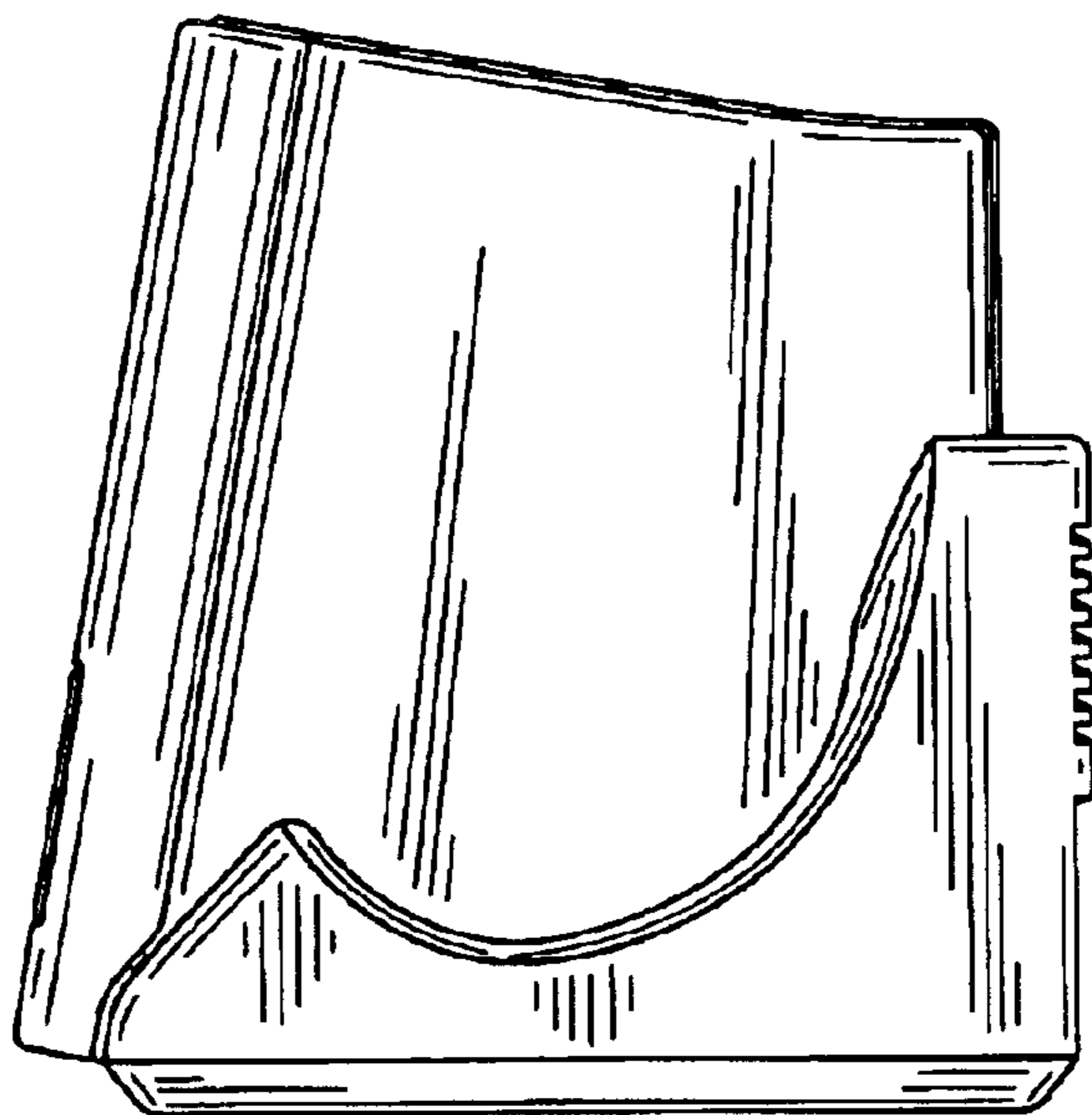


Fig.6




Fig.7

