



US00D489302S

(12) **United States Design Patent**
Tuzar

(10) **Patent No.:** **US D489,302 S**

(45) **Date of Patent:** **** May 4, 2004**

(54) **INSTRUMENT CLUSTER FOR A VEHICLE**

(75) **Inventor:** **Gert-Dieter Tuzar**, Crailsheim (DE)

(73) **Assignee:** **Siemens AG**, Munich (DE)

(**) **Term:** **14 Years**

(21) **Appl. No.:** **29/189,107**

(22) **Filed:** **Aug. 29, 2003**

(30) **Foreign Application Priority Data**

Mar. 4, 2003 (DE) 403 01 949

(51) **LOC (7) Cl.** **12-16**

(52) **U.S. Cl.** **D12/192**

(58) **Field of Search** D12/192; 180/90;
280/750-752; 296/190-191, 70; D10/46,
102, 98, 122-127

(56) **References Cited**

U.S. PATENT DOCUMENTS

D68,261 S	*	9/1925	Kent	D12/192
D73,347 S	*	8/1927	Smith	D12/192
D77,236 S	*	12/1928	Jacobi	D12/192
D276,715 S	*	12/1984	Morioka et al.	D12/192
D277,176 S	*	1/1985	Komuro	D12/192

D410,608 S	*	6/1999	Kraus	D12/192
D440,924 S	*	4/2001	Bartholomai	D12/192
D440,925 S	*	4/2001	Pfeiffer	D12/192
D450,023 S	*	11/2001	Rayburn	D12/192
D456,754 S	*	5/2002	Keating	D12/192
D466,062 S	*	11/2002	Tsay et al.	D12/192
D467,845 S	*	12/2002	Pfeiffer et al.	D12/192
D470,090 S	*	2/2003	Sawabe	D12/192

* cited by examiner

Primary Examiner—Stacia Cadmus

(74) *Attorney, Agent, or Firm*—Jacob Eisenberg; Siemens AG

(57) **CLAIM**

The ornamental design for an instrument cluster for a vehicle, as shown.

DESCRIPTION

FIG. 1 is a top view of an instrument cluster;
FIG. 2 is a front view thereof;
FIG. 3 is a right side view thereof;
FIG. 4 is a back view thereof;
FIG. 5 is a left side view thereof;
FIG. 6 is a bottom view thereof; and,
FIG. 7 is a perspective view thereof.

1 Claim, 7 Drawing Sheets

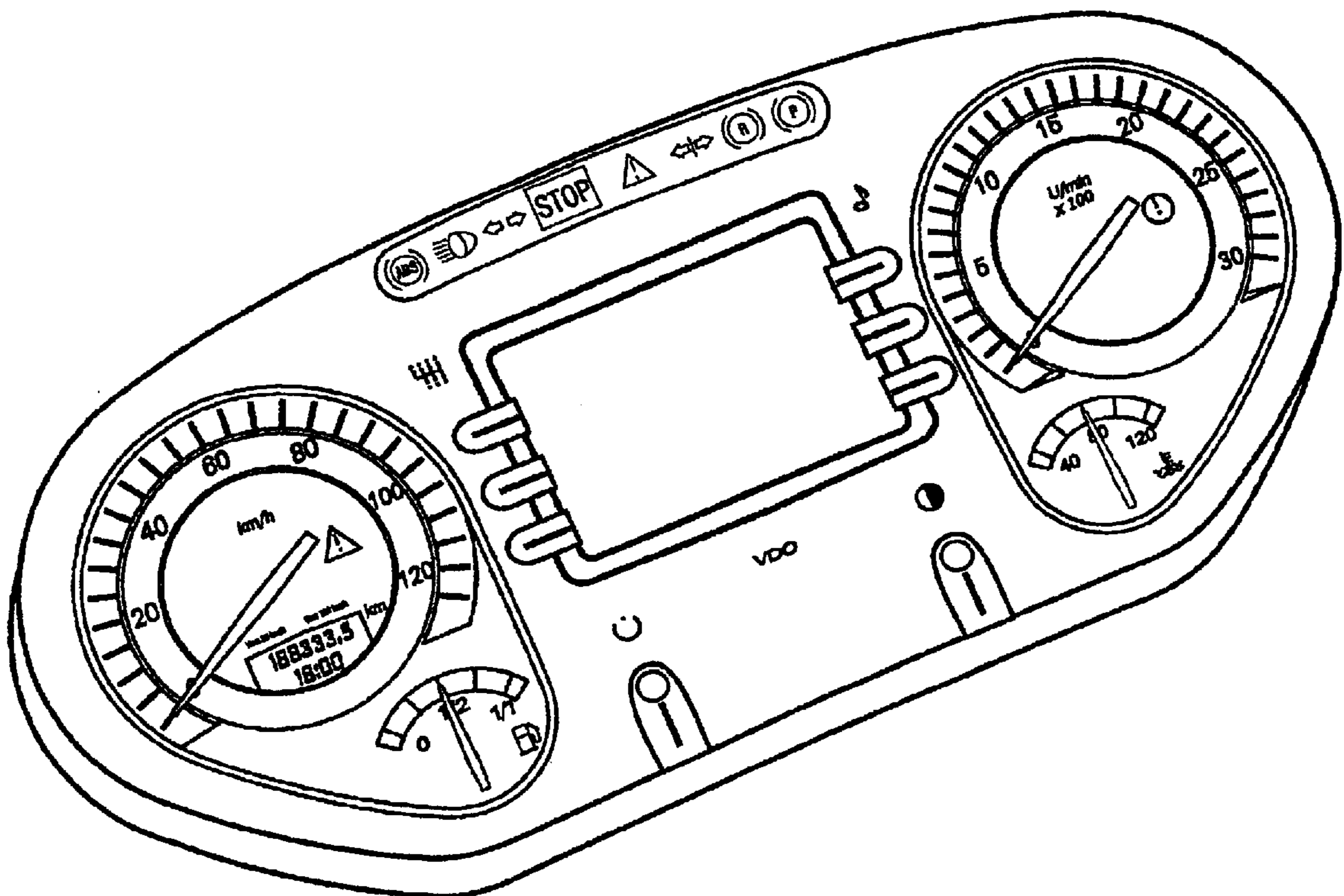


Fig. 1




Fig. 2

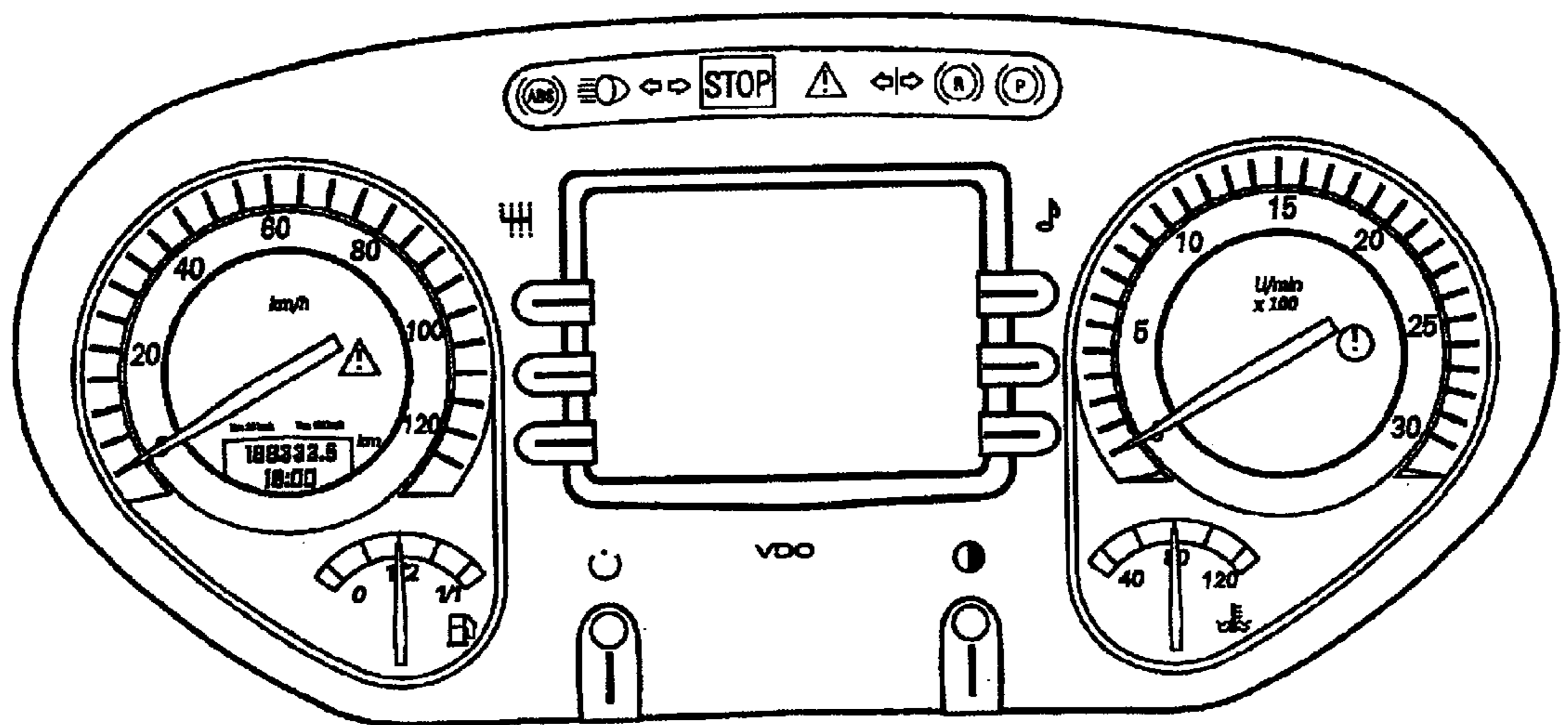


Fig. 3




Fig. 4




Fig. 5




Fig. 6




Fig. 7

