



US00D489292S

(12) **United States Design Patent**
Matsui et al.

(10) **Patent No.:** **US D489,292 S**

(45) **Date of Patent:** **** May 4, 2004**

(54) **FEMALE MEMBER OF SNAP BUTTON FOR WEAR**

(75) Inventors: **Shoji Matsui**, Toyama-Ken (JP);
Hideyuki Matsushima, Taipei (TW)

(73) Assignee: **YKK Corporation**, Tokyo (JP)

(**) Term: **14 Years**

(21) Appl. No.: **29/167,998**

(22) Filed: **Sep. 25, 2002**

(30) **Foreign Application Priority Data**

Mar. 27, 2002 (JP) 2002-008107

(51) **LOC (7) Cl.** **02-07**

(52) **U.S. Cl.** **D11/220**

(58) **Field of Search** D11/200-220;
24/303, 66.1, 201, 35; D8/382

(56) **References Cited**

U.S. PATENT DOCUMENTS

D415,717 S	*	10/1999	Akashi	D11/220
D431,014 S	*	9/2000	Akashi et al.	D11/220
D438,490 S	*	3/2001	Akashi et al.	D11/220
D441,318 S	*	5/2001	Akashi et al.	D11/220

* cited by examiner

Primary Examiner—Catherine R. Oliver

(74) *Attorney, Agent, or Firm*—Bell, Boyd & Lloyd LLC

(57) **CLAIM**

The ornamental design for a female member of snap button for wear, as shown and described.

DESCRIPTION

FIG. 1 is a right perspective view of a female member of snap button for wear of the claimed design.

FIG. 2 is a left perspective view of the female member of snap button for wear of FIG. 1.

FIG. 3 is a right-side elevational view of the female member of snap button for wear of FIG. 1.

FIG. 4 is a left-side elevational view of the female member of snap button for wear of FIG. 1.

FIG. 5 is a front elevational view of the female member of snap button for wear of FIG. 1, and the rear elevational view is symmetrical thereto.

FIG. 6 is a top plan view of the female member of snap button for wear of FIG. 1, and the bottom plan view is identical thereto.

FIG. 7 is a cross sectional view of the female member of snap button for wear of FIG. 1 taken along the line 7—7 of FIG. 3.

FIG. 8 is a cross sectional view of the female member of snap button for wear of FIG. 1 taken along the line 8—8 of FIG. 3; and,

FIG. 9 is a reference view of the female member of snap button for wear of FIG. 1 in the state of being used with a male member of snap button for wear, the male member of snap button for wear forming no part of the claimed design.

1 Claim, 1 Drawing Sheet



FIG. 1



FIG. 2



FIG. 3

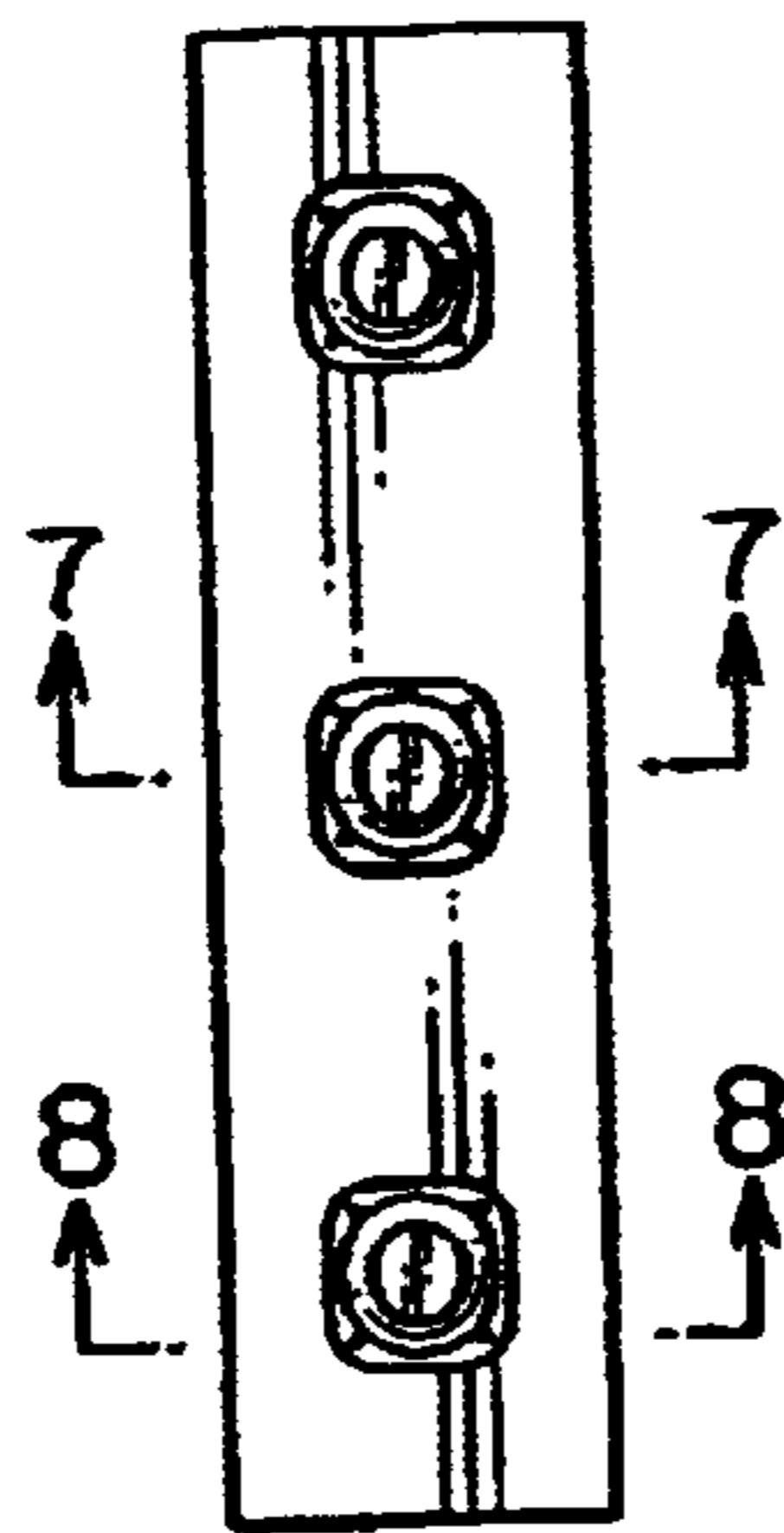


FIG. 4

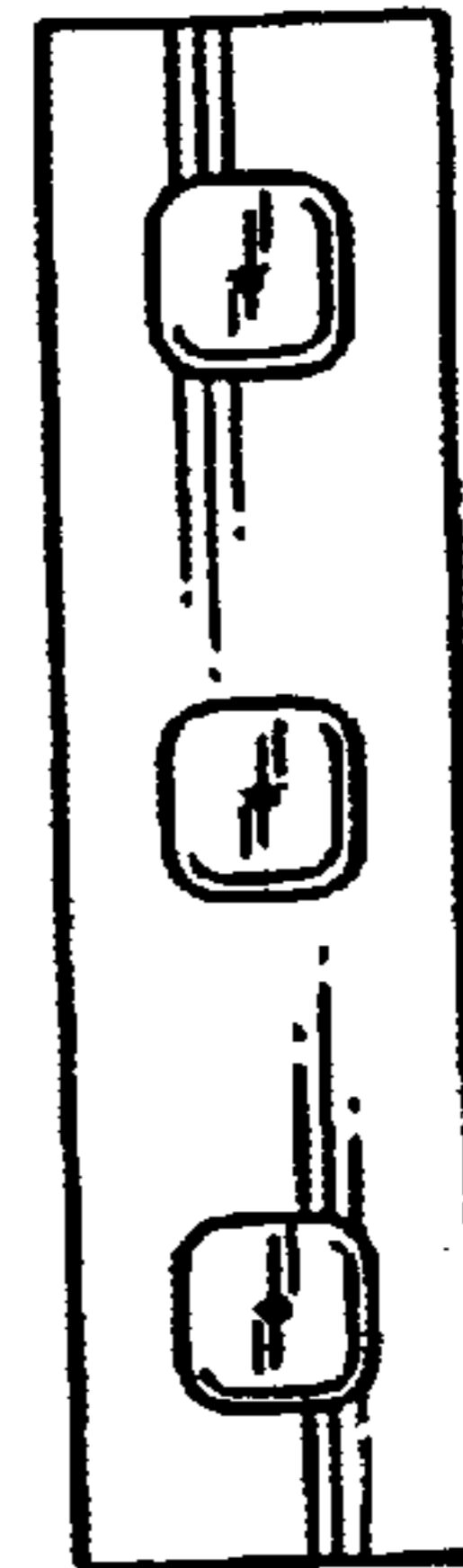


FIG. 5



FIG. 6



FIG. 7



FIG. 8

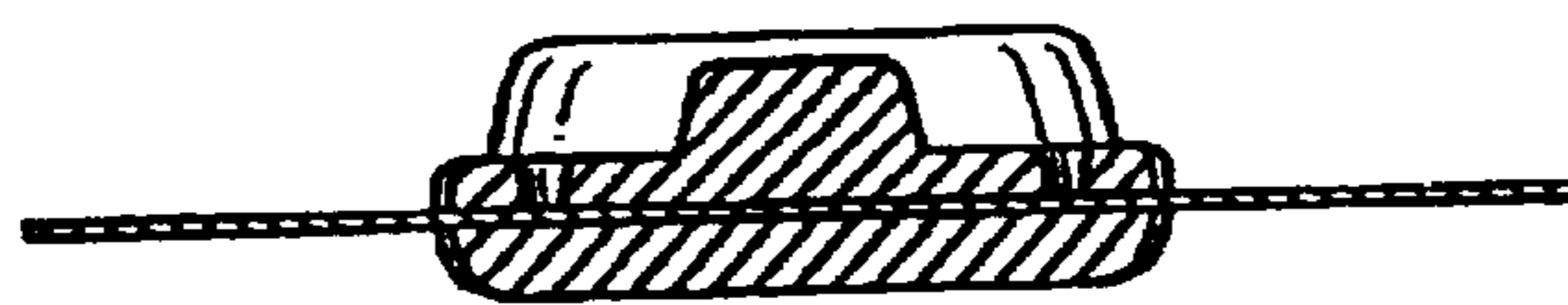


FIG. 9

