



US00D489290S

(12) **United States Design Patent**
Weiser

(10) **Patent No.:** **US D489,290 S**

(45) **Date of Patent:** **** May 4, 2004**

(54) **NOVELTY WITH SPRING SUPPORTED APPENDAGES**

(75) **Inventor:** **Margaret Weiser**, Tarzana, CA (US)

(73) **Assignee:** **Exhart Environmental Systems, Inc.**, Chatsworth, CA (US)

(**) **Term:** **14 Years**

(21) **Appl. No.:** **29/175,514**

(22) **Filed:** **Feb. 4, 2003**

Related U.S. Application Data

(62) Division of application No. 29/173,575, filed on Dec. 30, 2002.

(51) **LOC (7) Cl.** **11-02**

(52) **U.S. Cl.** **D11/162**

(58) **Field of Search** D11/131, 157,
D11/162; D21/606-608; 40/417; 446/97,
268, 365, 381

(56) **References Cited**

U.S. PATENT DOCUMENTS

278,461 A	*	5/1883	Screven	446/376
D35,246 S		10/1901	Stowell		
814,313 A		3/1906	Norton		
1,224,044 A		4/1917	Thurman		
1,652,775 A		12/1927	Funk et al.		
1,710,478 A		4/1929	Hoppin		
D83,606 S	*	3/1931	Greenan	D21/606
1,837,662 A		12/1931	Jacobs		
2,322,668 A	*	6/1943	Selvage	40/414
D138,777 S		9/1944	Lewis		
D147,378 S		8/1947	Rouse		
D161,962 S		2/1951	Plante		
2,729,022 A		1/1956	Polk		

2,760,303 A		8/1956	Del Mas		
D181,009 S		9/1957	Lakin	D34/15
2,816,384 A		12/1957	Rexius		
D192,254 S		2/1962	Hanson	D34/15
3,435,550 A		4/1969	Carlson		
D294,843 S		3/1988	Lund	D21/204
D301,992 S		7/1989	Zumwalt	D11/158
D324,353 S		3/1992	Urso	D11/162
D337,358 S		7/1993	Orak	D21/160
D382,029 S		8/1997	Hong Cheng	D21/161
D384,598 S	*	10/1997	Park	D11/162
D415,066 S	*	10/1999	Cazorla	D11/162
D436,555 S	*	1/2001	Sheridan	D11/162
D455,674 S	*	4/2002	Ancona	D11/162
D463,510 S	*	9/2002	Weiser et al.	D21/585
D463,511 S	*	9/2002	Weiser et al.	D21/606
D463,512 S	*	9/2002	Weiser et al.	D21/608
D464,383 S	*	10/2002	Weiser et al.	D21/606
D465,249 S	*	11/2002	Weiser et al.	D21/606

* cited by examiner

Primary Examiner—Dominic Simone

(74) *Attorney, Agent, or Firm*—Cislo & Thomas LLP

(57) **CLAIM**

The design for a novelty with spring supported appendages, as shown and described herein.

DESCRIPTION

FIG. 1. Is a front perspective view of my novelty with spring supported appendages;

FIG. 2. Is a front view of the novelty depicted in FIG. 1;

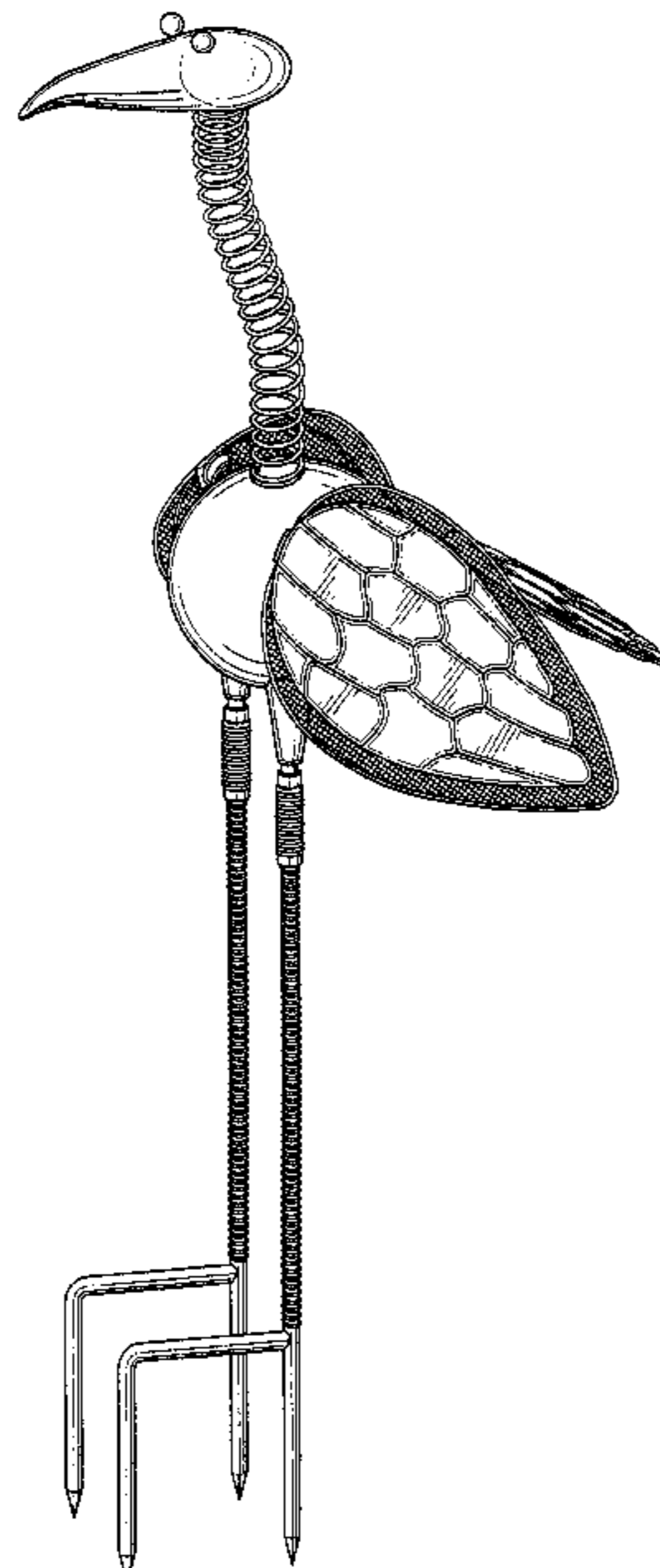
FIG. 3. Is a back view of the novelty depicted in FIG. 1;

FIG. 4. Is a right side elevational view of the novelty depicted in FIG. 1 with the left side being a mirror image thereof;

FIG. 5. Is a top view of the novelty depicted in FIG. 1; and,

FIG. 6. Is a bottom view of the novelty depicted in FIG. 1.

1 Claim, 5 Drawing Sheets



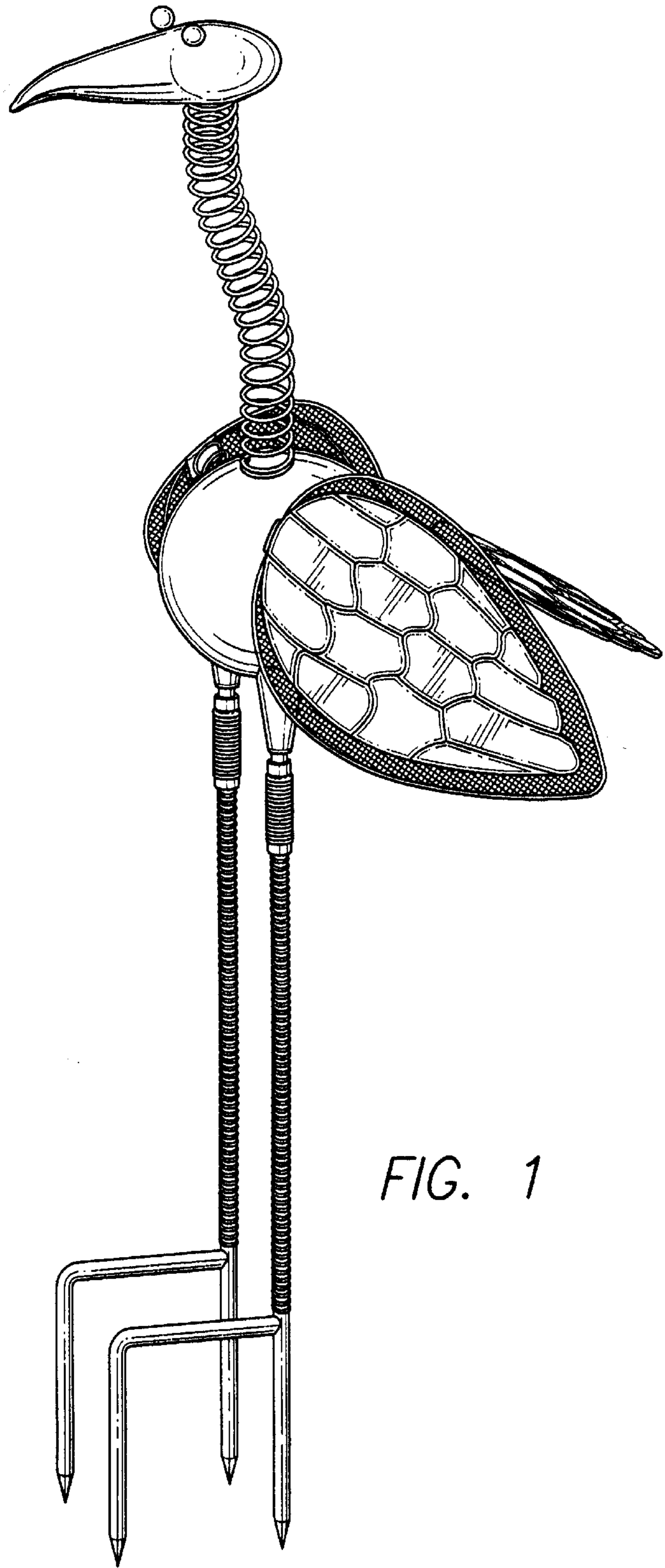


FIG. 1

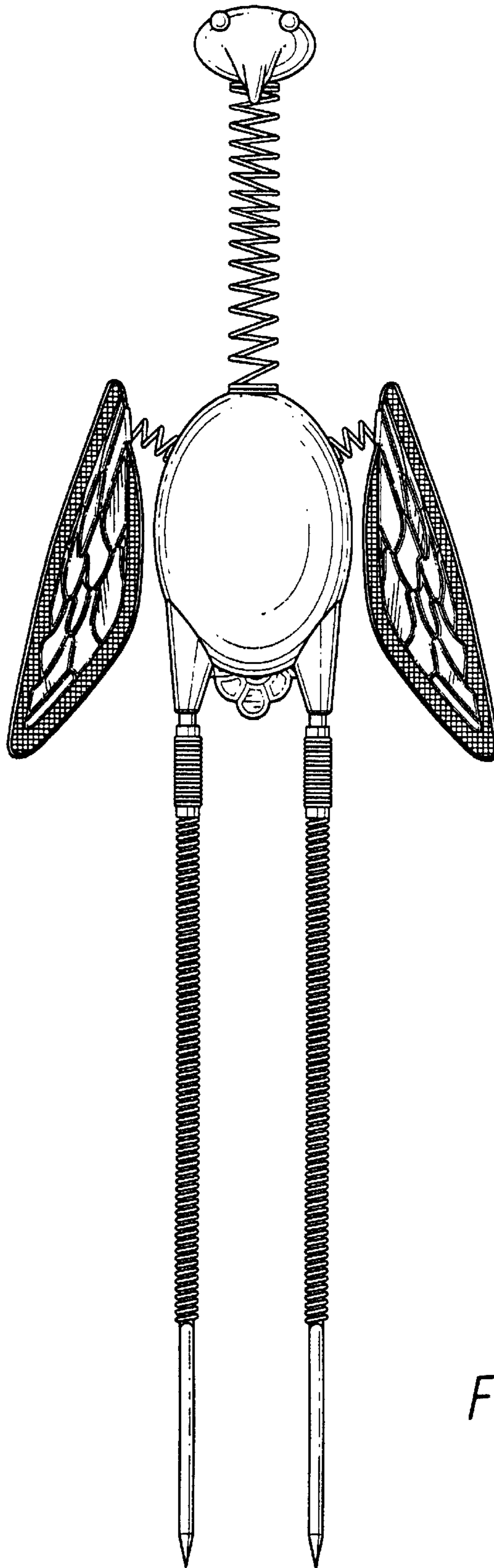


FIG. 2

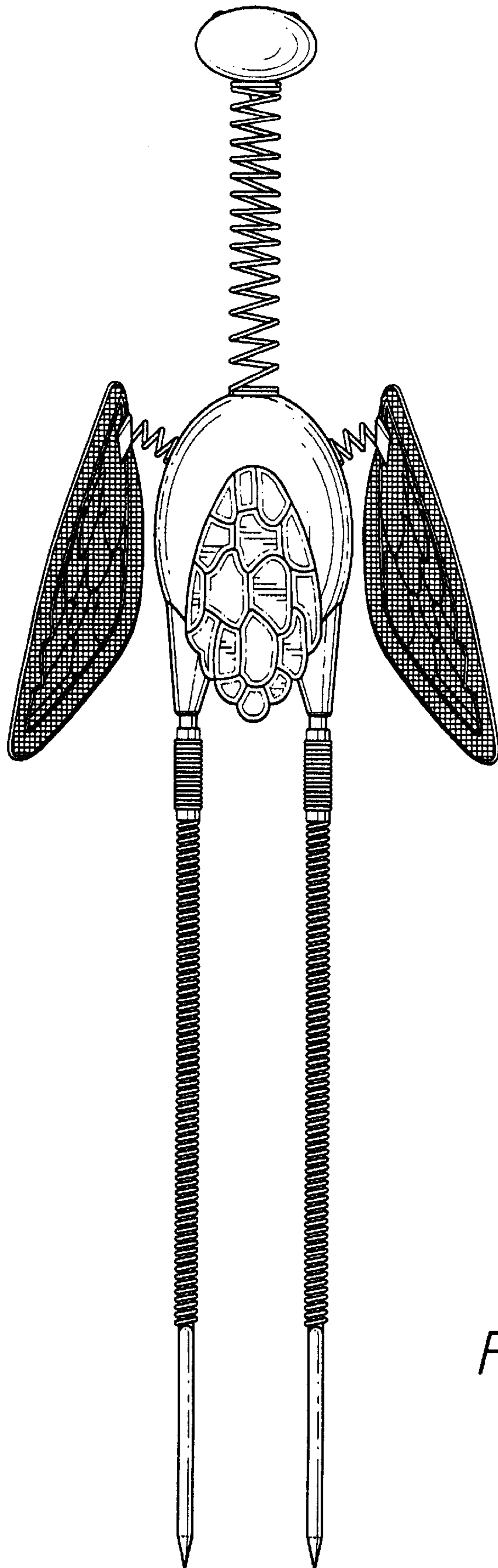


FIG. 3

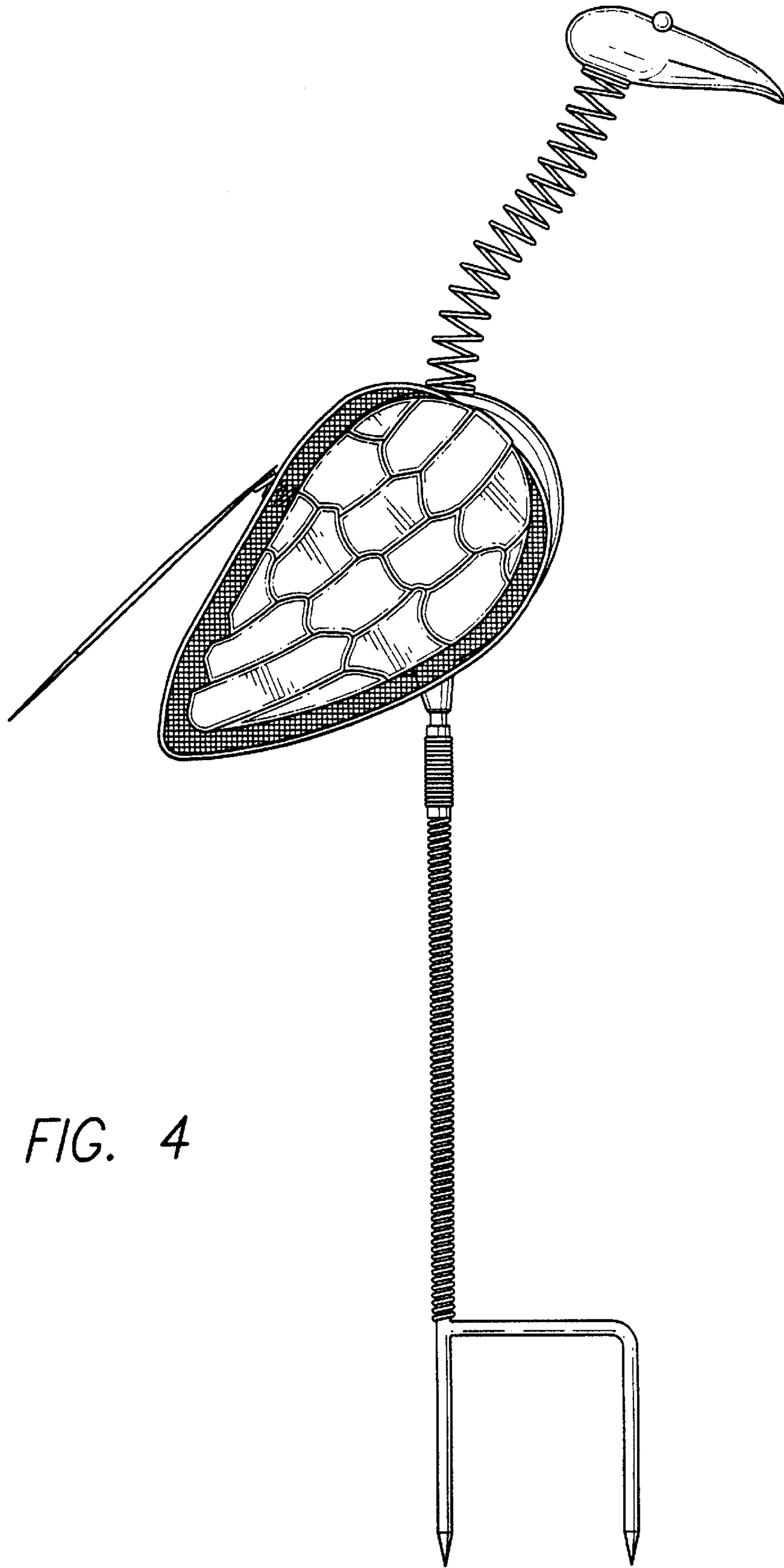


FIG. 4

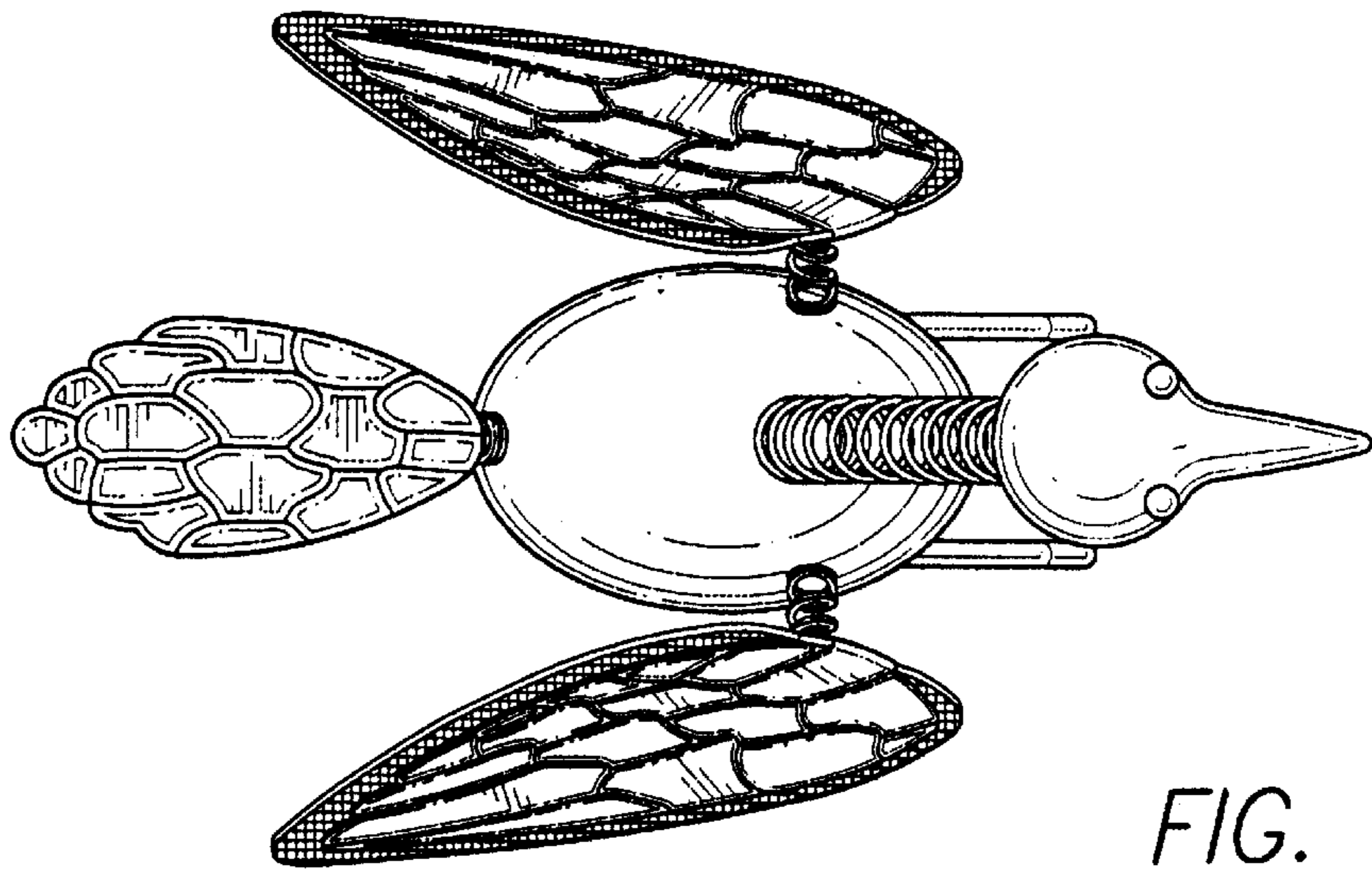


FIG. 5

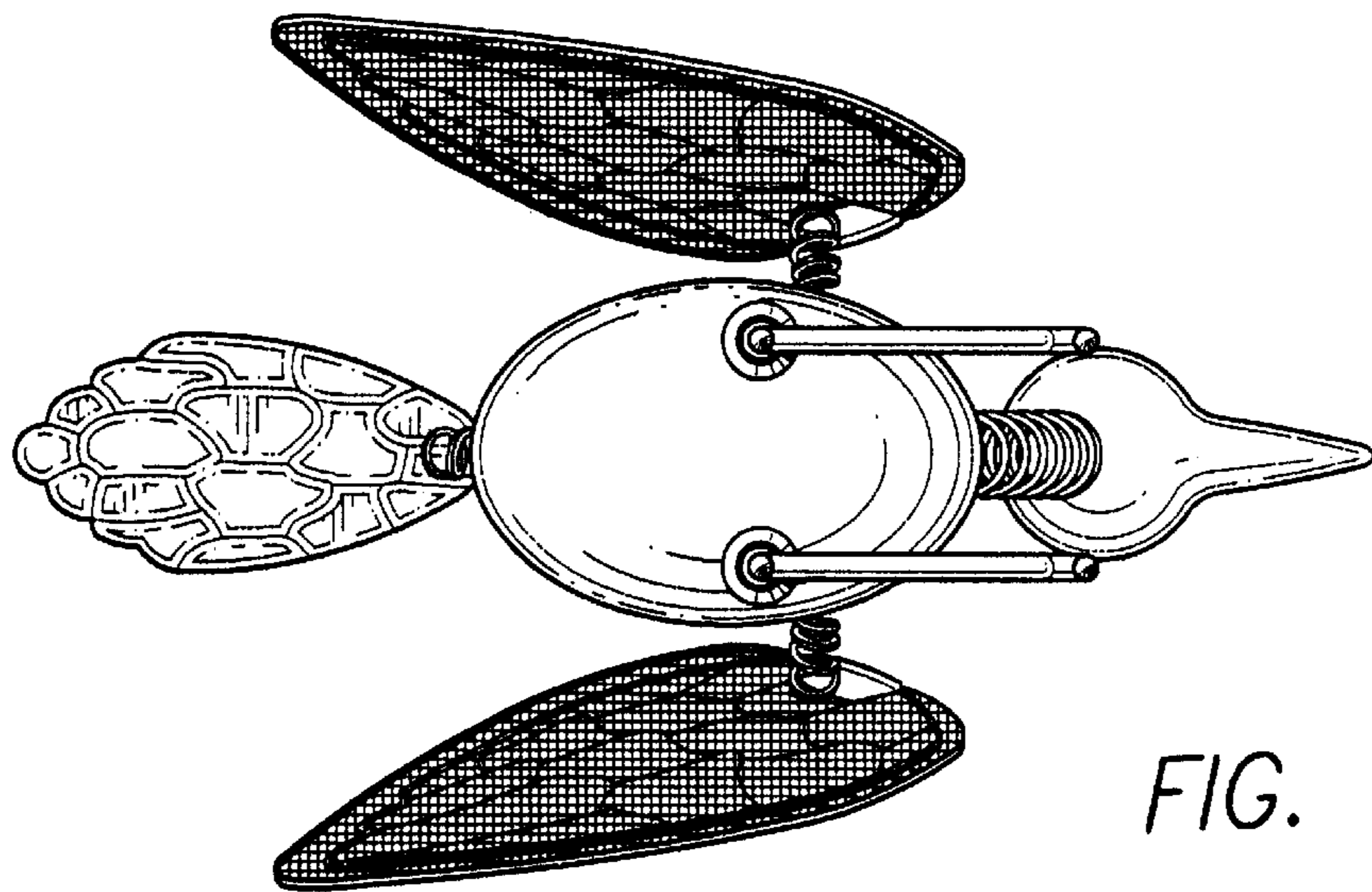


FIG. 6