



US00D489283S

(12) **United States Design Patent**
Wueste

(10) **Patent No.:** **US D489,283 S**

(45) **Date of Patent:** **** May 4, 2004**

(54) **PRINCESS CUT DIAMOND**

(75) Inventor: **Robert J. Wueste**, Oceanside, CA (US)

(73) Assignee: **Samuel Aaron, Inc.**, Long Island City, NY (US)

(**) Term: **14 Years**

(21) Appl. No.: **29/161,717**

(22) Filed: **May 31, 2002**

(51) **LOC (7) Cl.** **11-01**

(52) **U.S. Cl.** **D11/90**

(58) **Field of Search** D11/1, 2, 26-29,
D11/89-92; 63/26-28, 32

(56) **References Cited**

U.S. PATENT DOCUMENTS

2,364,031	A	*	11/1944	Sudrov	63/32
3,286,486	A	*	11/1966	Huisman et al.	63/32
3,585,764	A	*	6/1971	Huisman et al.	51/283
3,763,665	A	*	10/1973	Polakiewicz	63/32
3,788,097	A	*	1/1974	Elbe	63/32
4,306,427	A	*	12/1981	Urban	63/32
D297,718	S	*	9/1988	Cohen et al.	D11/90
5,186,024	A	*	2/1993	Waters, Jr.	63/32
5,462,474	A	*	10/1995	Hansen	451/41
5,612,102	A	*	3/1997	Nakama	428/15
5,657,647	A	*	8/1997	Freiesleben	63/32
D402,582	S	*	12/1998	Ambar	D11/89
D414,133	S	*	9/1999	Parker	D11/90
D420,935	S	*	2/2000	Ambar	D11/90
D440,902	S	*	4/2001	Wolf	D11/90

D457,831	S	*	5/2002	Kaufman	D11/90
D458,183	S	*	6/2002	Namdar	D11/90

OTHER PUBLICATIONS

Website: www.drostes.com, Princess Cut Depth Percentage, (www.drostes.com/princess-depth.html), May 30, 2002.*

Website: www.drostes.com, Learn Princess Length to Width, (www.drostes.com/princess-lengthwidth.html), May 30, 2002.*

Website: www.gemappraisers.com, Princess Cut, Princess Cut Chart, (www.gemappraisers.com/chrt4.htm), May 30, 2002.*

Website: www.diamondscutters.com, How to Judge Shape—Princess, (www.diamondscutters.com/princess.html), May 30, 2002.*

* cited by examiner

Primary Examiner—Ralf Seifert

(74) *Attorney, Agent, or Firm*—Cohen, Pontani, Lieberman & Pavane

(57) **CLAIM**

The ornamental design for a princess cut diamond, as shown and described.

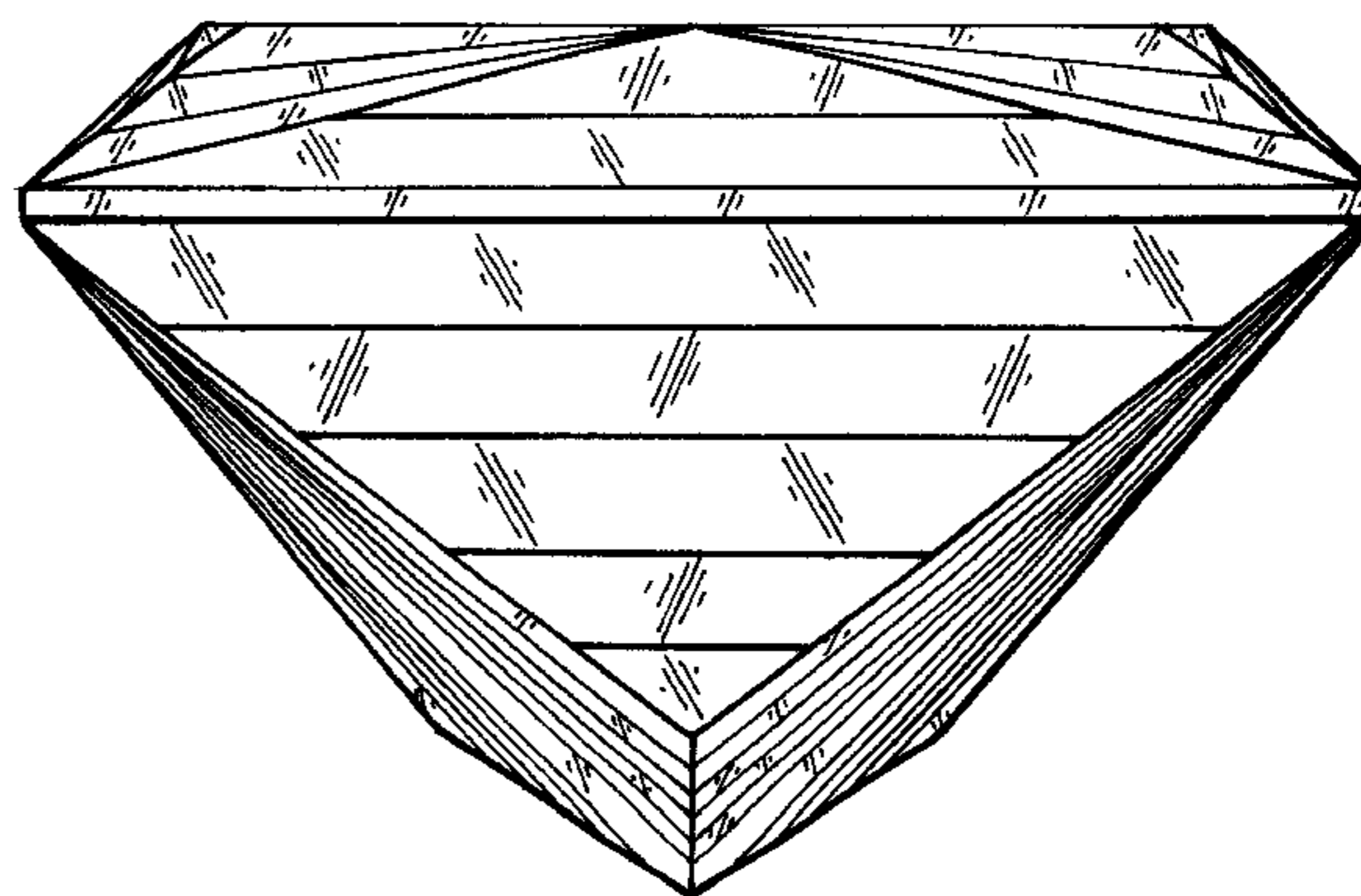
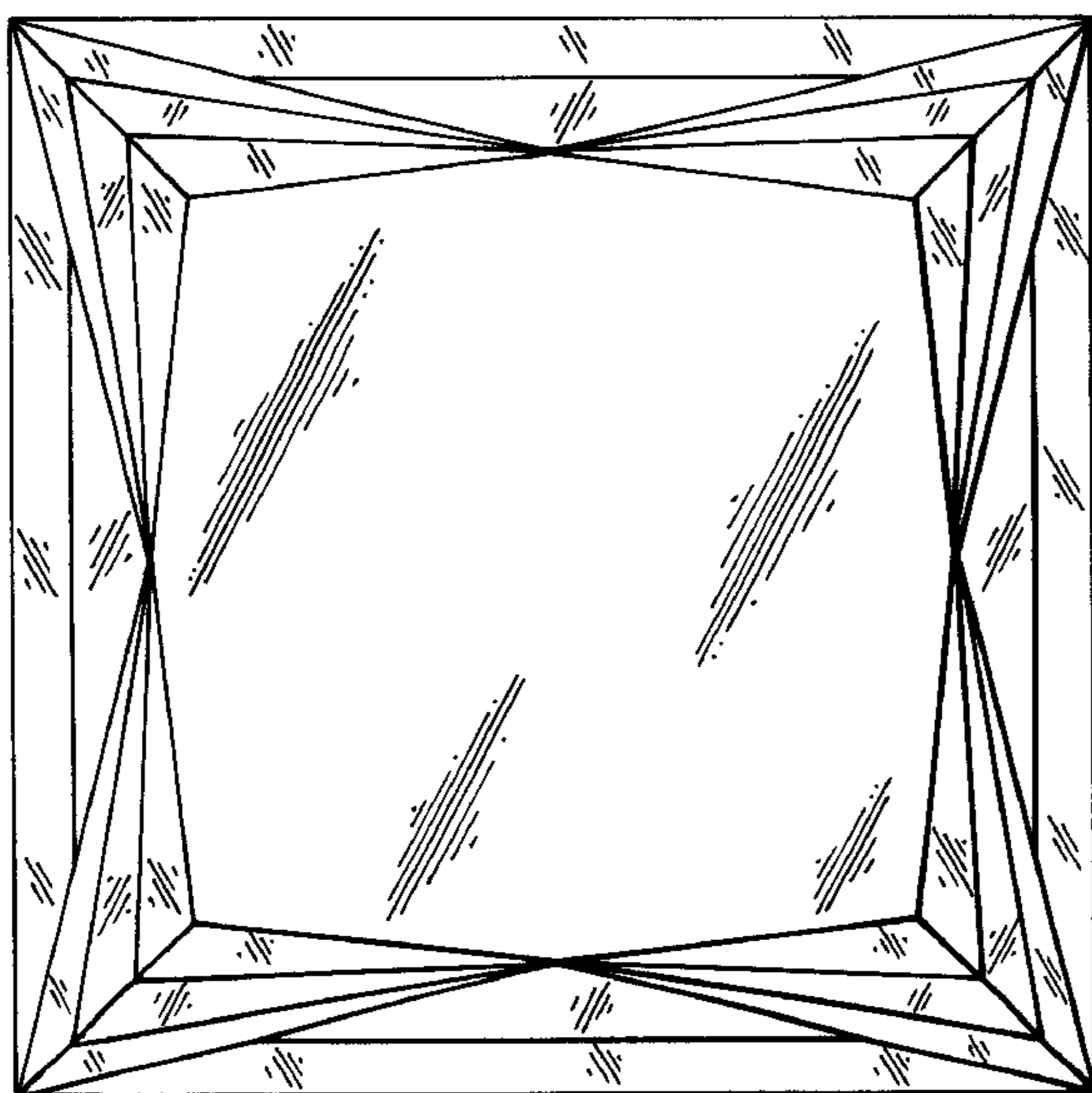
DESCRIPTION

FIG. 1 is a top plan view of a princess cut diamond showing my new design,

FIG. 2 is a side elevational view; and,

FIG. 3 is a bottom plan view.

1 Claim, 3 Drawing Sheets



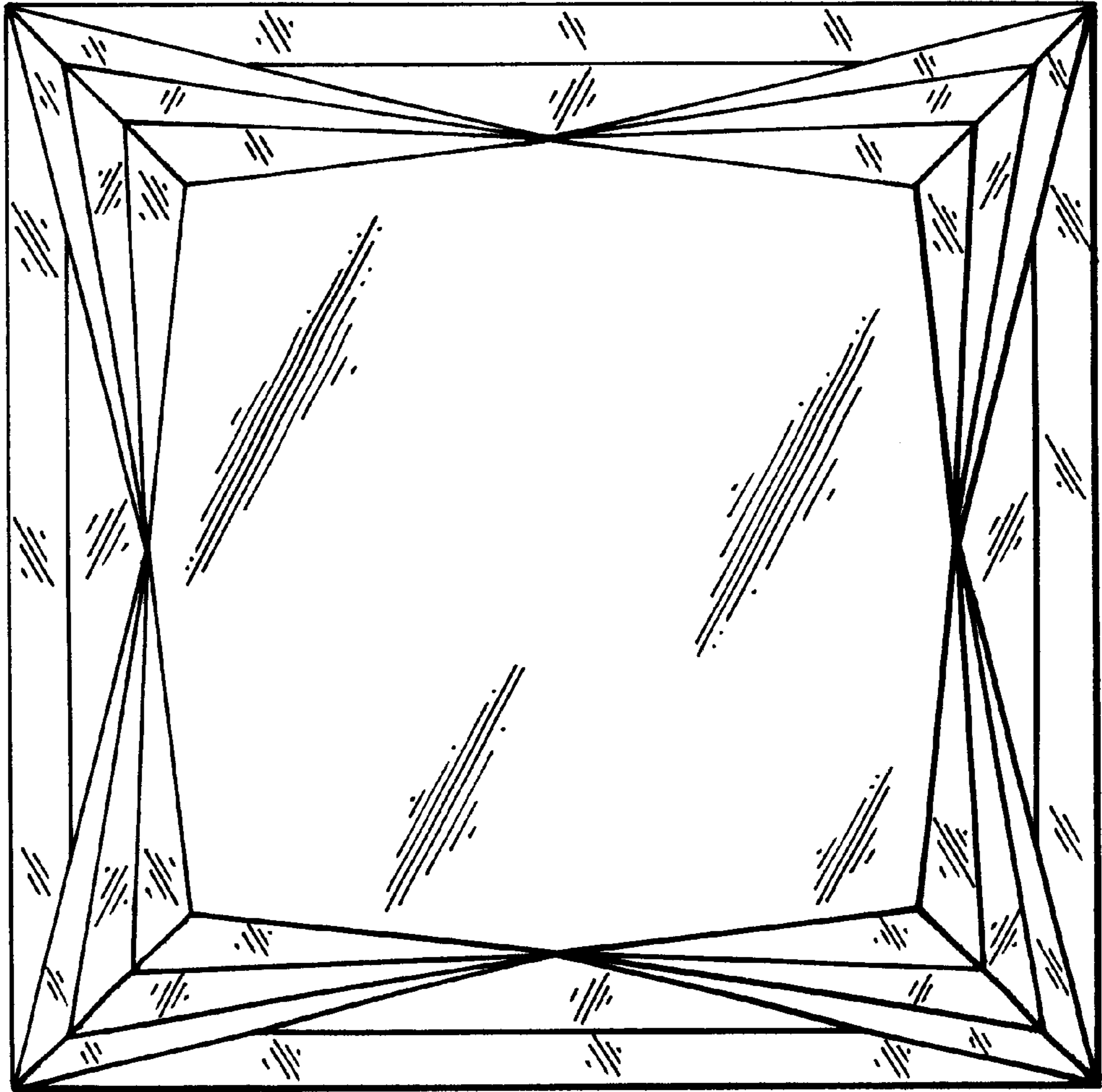


FIG. 1

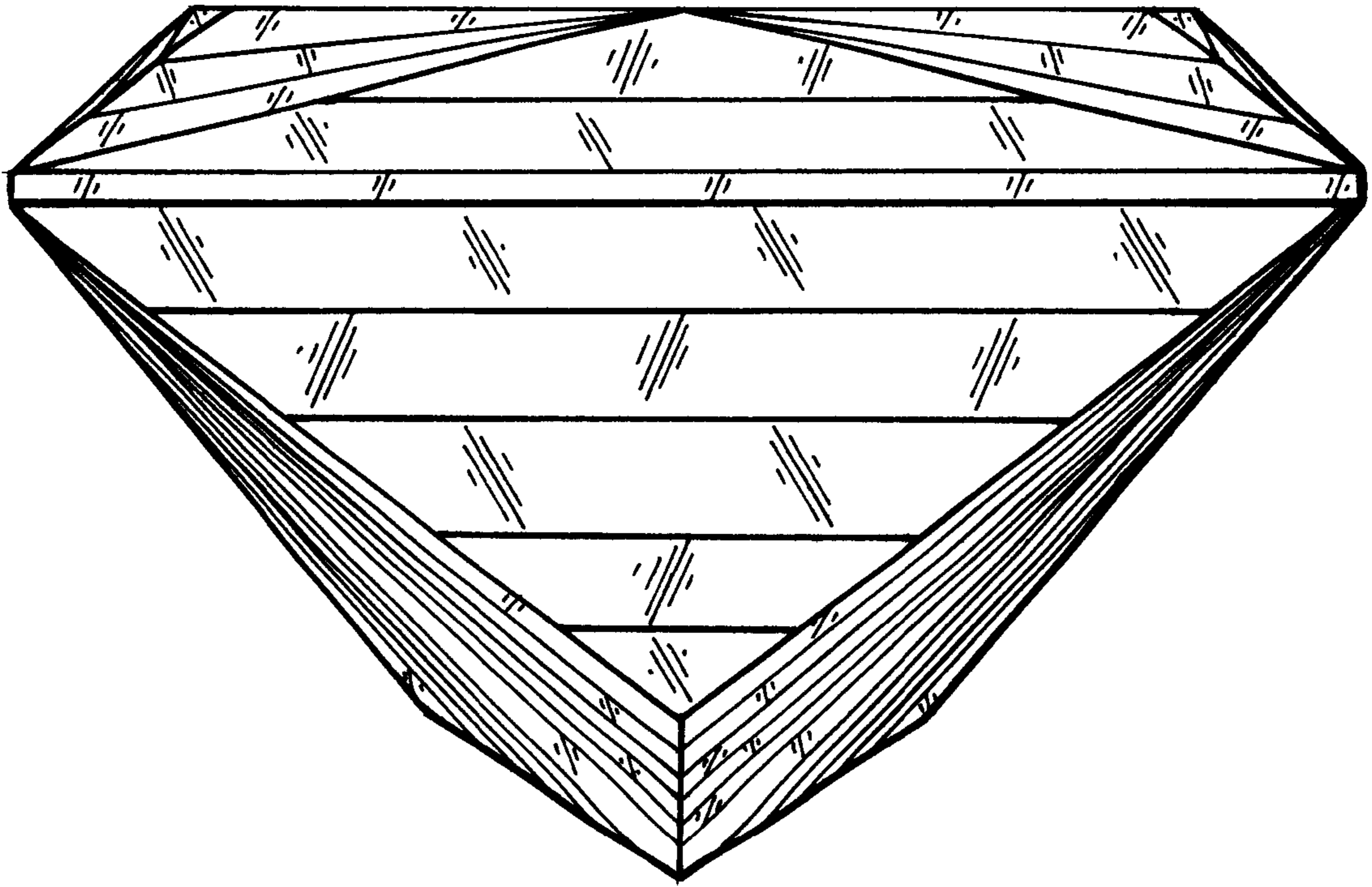


FIG. 2




FIG. 3