



US00D489282S

(12) **United States Design Patent** (10) **Patent No.:** **US D489,282 S**  
**Hill** (45) **Date of Patent:** **\*\* May 4, 2004**

(54) **WATCHBAND** D481,325 S \* 10/2003 Hill ..... D11/3

(76) Inventor: **Lois Hill**, 235 E. 40th St., New York, NY (US) 10016

(\*\*) Term: **14 Years**

(21) Appl. No.: **29/179,099**

(22) Filed: **Apr. 2, 2003**

(51) **LOC (7) Cl.** ..... **11-01**

(52) **U.S. Cl.** ..... **D11/3**

(58) **Field of Search** ..... D11/3-15, 18-20, D11/22-25, 93; 63/3-4, 9, 21, 38; 59/35.1, 80-81

(56) **References Cited**

**U.S. PATENT DOCUMENTS**

- D72,369 S \* 4/1927 Klinke ..... D11/3
- D142,939 S \* 11/1945 Benbow ..... D11/13
- D400,118 S \* 10/1998 Itzkowitz ..... D11/4
- D438,812 S \* 3/2001 Bert ..... D11/3
- D454,808 S \* 3/2002 Hill ..... D11/4
- D469,374 S \* 1/2003 Calvani et al. .... D11/16

\* cited by examiner

*Primary Examiner*—Ralf Seifert

(74) *Attorney, Agent, or Firm*—Ostrolenk, Faber, Gerb & Soffen, LLP

(57) **CLAIM**

The ornamental design for a watchband, substantially as shown and described.

**DESCRIPTION**

FIG. 1 is a front elevational view of a watchband showing my design;


FIG. 2 is a left side elevation view thereof;

FIG. 3 is a rear elevational view thereof; and,

FIG. 4 is an top plan view thereof.

The broken lines shown in the figures are for illustrative purposes only and form no part of the claimed design. The broken lines merely show the environment in which the claimed design may be used.

**1 Claim, 1 Drawing Sheet**






FIG. 1

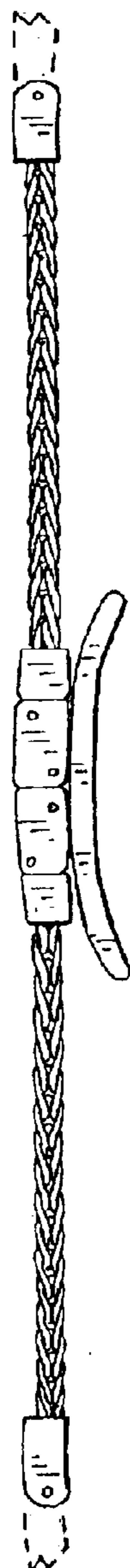


FIG. 2

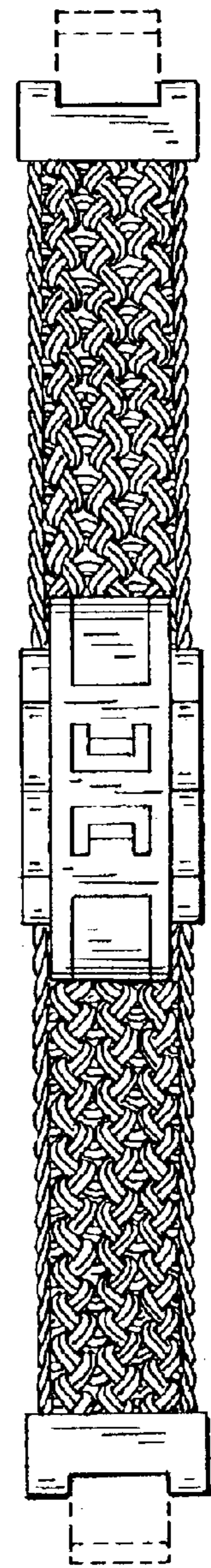


FIG. 3

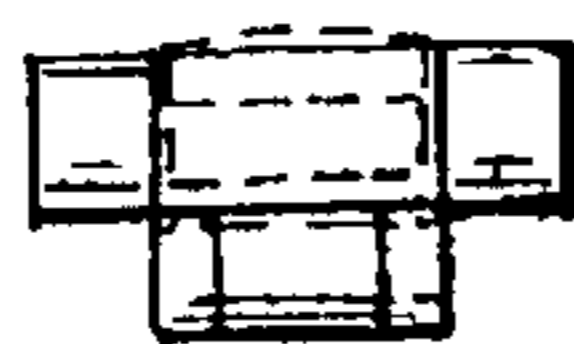


FIG. 4