



US00D489272S

(12) **United States Design Patent**
Messmer

(10) **Patent No.:** **US D489,272 S**

(45) **Date of Patent:** **** May 4, 2004**

(54) **WATCH CASE**

(75) Inventor: **Stephan Messmer**, Basel (CH)

(73) Assignee: **Hamilton International AG (Hamilton International SA) (Hamilton International Ltd.)**, Seevorstadt (CH)

(**) Term: **14 Years**

(21) Appl. No.: **29/187,952**

(22) Filed: **Aug. 8, 2003**

(30) **Foreign Application Priority Data**

Feb. 19, 2003 (WO) DM/062 892

(51) **LOC (7) Cl.** **10-02**

(52) **U.S. Cl.** **D10/38**

(58) **Field of Search** D10/1-40, 122-132;
368/280-282, 276-277, 285, 294-295

(56) **References Cited**

U.S. PATENT DOCUMENTS

- D331,022 S * 11/1992 Burgener D10/39
- D453,298 S * 2/2002 Yoshikawa et al. D10/30
- D473,696 S * 4/2003 Mangee D2/952

* cited by examiner

Primary Examiner—Nelson C. Holtje

(74) *Attorney, Agent, or Firm*—Collen IP; Donald J. Ranft

(57) **CLAIM**

The ornamental design for the watch case, as shown and described.

DESCRIPTION

FIG. 1 is a front view of my new and ornamental design for a watch case;

FIG. 2 is rear view thereof;

FIG. 3 is a top view thereof;

FIG. 4 is a bottom view thereof;

FIG. 5 is a left side view thereof;

FIG. 6 is a right side view thereof;

FIG. 7 is a right front perspective view thereof;

FIG. 8 is a front view of my new and ornamental design for the second watch case;

FIG. 9 is a rear view thereof;

FIG. 10 is a top view thereof;

FIG. 11 is a bottom view thereof;

FIG. 12 is a left side view thereof;

FIG. 13 is a right side view thereof; and,

FIG. 14 is a right front perspective view thereof.

1 Claim, 8 Drawing Sheets






Figure 1




Figure 2




Figure 3




Figure 4



Figure 5




Figure 6




Figure 7



Figure 8




Figure 9




Figure 10




Figure 11



Figure 12



Figure 13




Figure 14