



US00D489248S

(12) **United States Design Patent**
Hood

(10) **Patent No.:** **US D489,248 S**

(45) **Date of Patent:** **** May 4, 2004**

(54) **FISH SHAPED WALL HOOK**

DESCRIPTION

(76) Inventor: **Lance L. Hood**, 416 17th Ave. East,
Seattle, WA (US) 98112

(**) Term: **14 Years**

(21) Appl. No.: **29/181,191**

(22) Filed: **May 6, 2003**

(51) **LOC (7) Cl.** **08-05**

(52) **U.S. Cl.** **D8/367**

(58) **Field of Search** D8/367, 373; D11/224,
D11/233, 219, 239, 158; 248/301, 304

(56) **References Cited**

U.S. PATENT DOCUMENTS

D261,374 S	*	10/1981	Santa-Eulalia Carvajales et al.	D11/158
D270,146 S	*	8/1983	Roberts	D11/158
D434,305 S	*	11/2000	Reichert et al.	D8/367
D455,064 S	*	4/2002	Shih	D8/367
D462,606 S	*	9/2002	Shih	D8/367

* cited by examiner

Primary Examiner—Holly Baynham

(74) *Attorney, Agent, or Firm*—John R. Benefiel

(57) **CLAIM**

The ornamental design for a fish shaped wall hook, as shown
and described.

FIG. 1 is a front view of a fish shaped wall hook according
to the present invention, with a suction cup not forming a
part of the invention shown in phantom lines.

FIG. 2 is a rear view of the fish shaped wall hook shown in
FIG. 1, with a suction cup not forming a part of the invention
shown in phantom lines.

FIG. 3 is a top view of the fish shaped wall hook shown in
FIGS. 1–2, with a suction cup not forming a part of the
invention shown in phantom lines.


FIG. 4 is a bottom view of the fish shaped wall hook shown
in FIGS. 1–3, with a suction cup not forming a part of the
invention shown in phantom lines.

FIG. 5 is a left side view of the fish shaped wall hook shown
in FIGS. 1–4, with a suction cup not forming a part of the
invention shown in phantom lines.

FIG. 6 is a rear view of the fish shaped wall hook shown in
FIGS. 1–5, with a suction cup not forming a part of the
invention shown in phantom lines.

FIG. 7 is an enlarged perspective view from the top right of
the fish shaped wall hook shown in FIGS. 1–6, with a
suction cup not forming a part of the invention shown in
phantom lines.

1 Claim, 3 Drawing Sheets



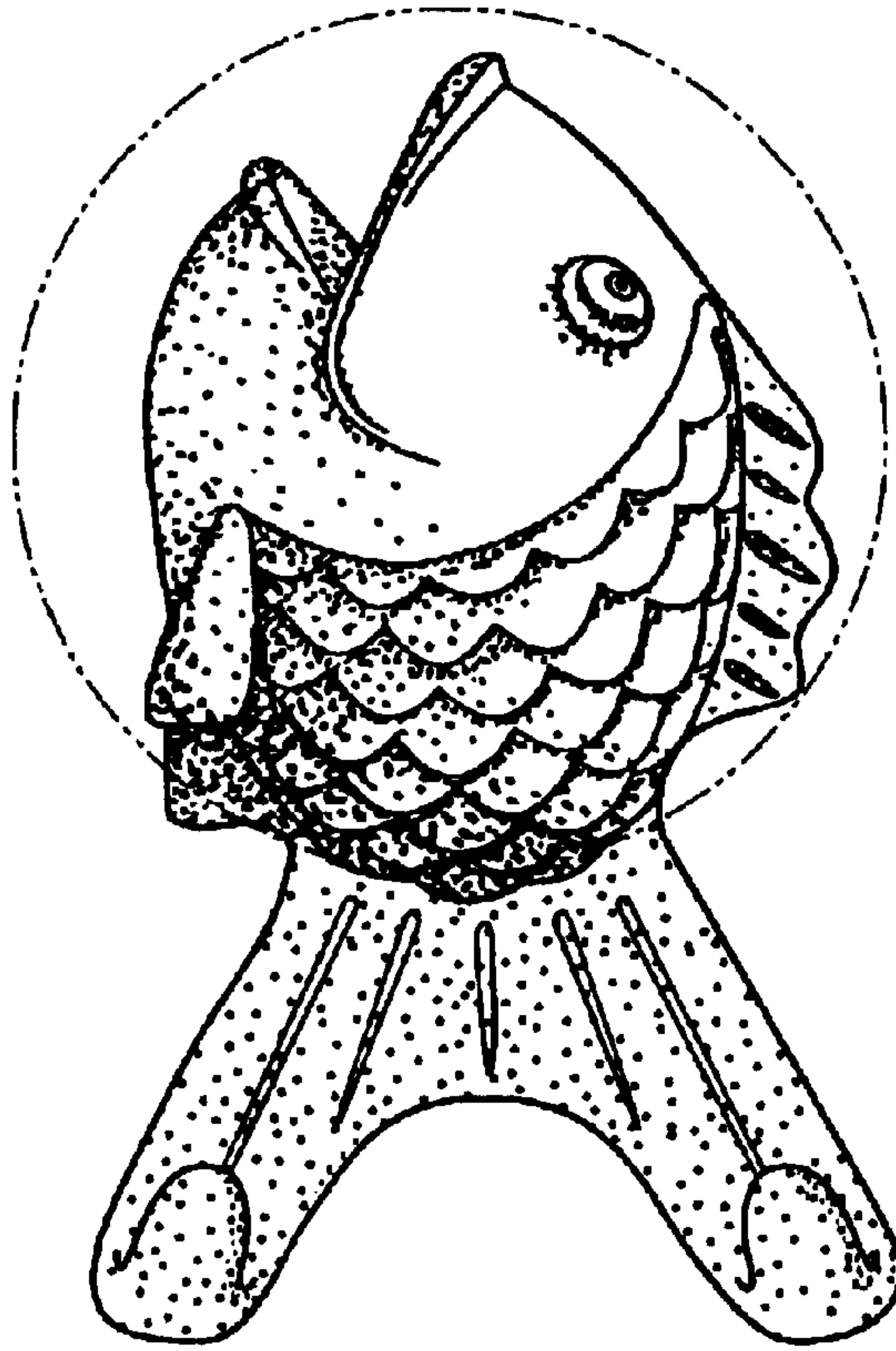


FIG - 1

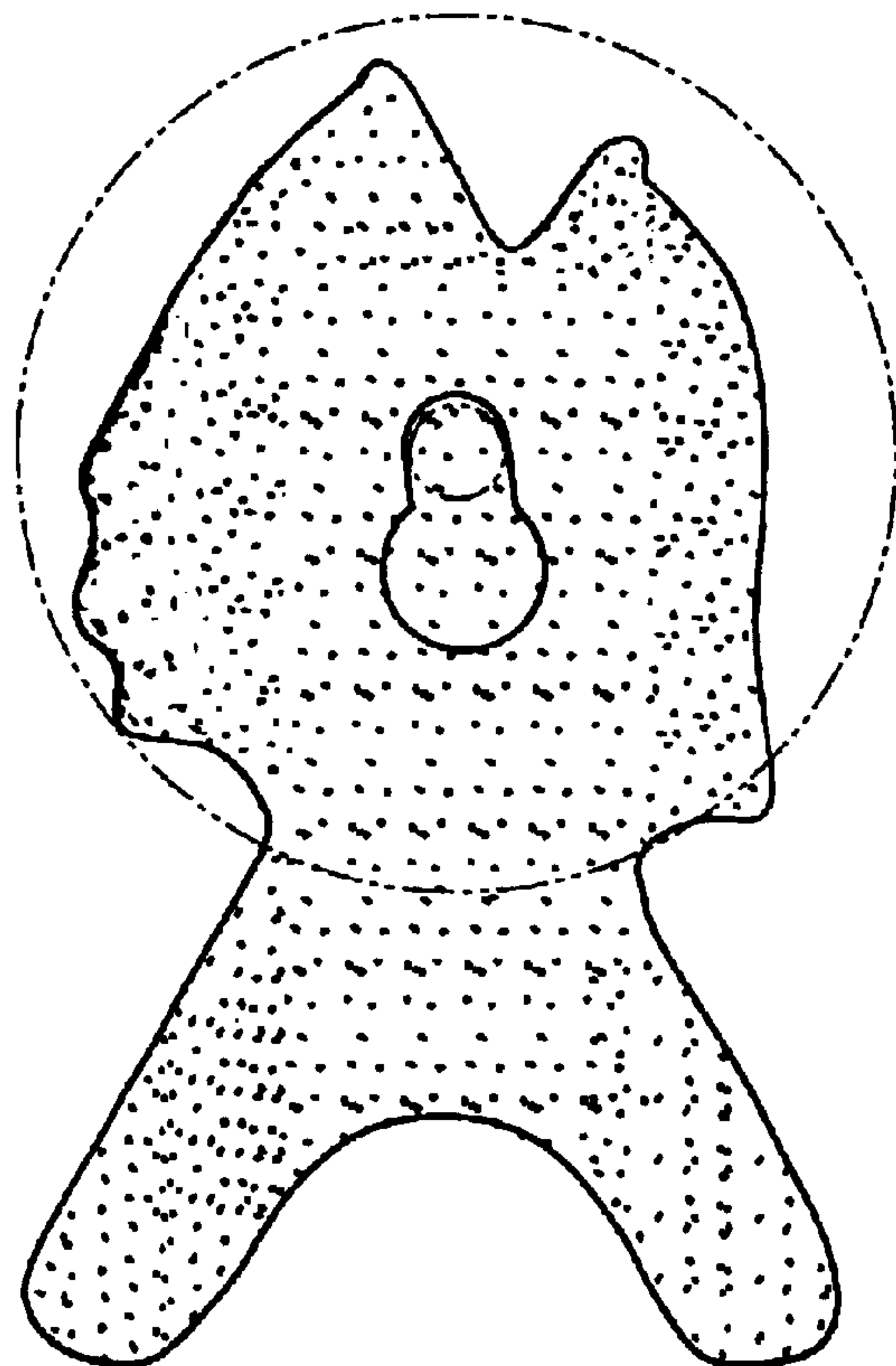


FIG - 2

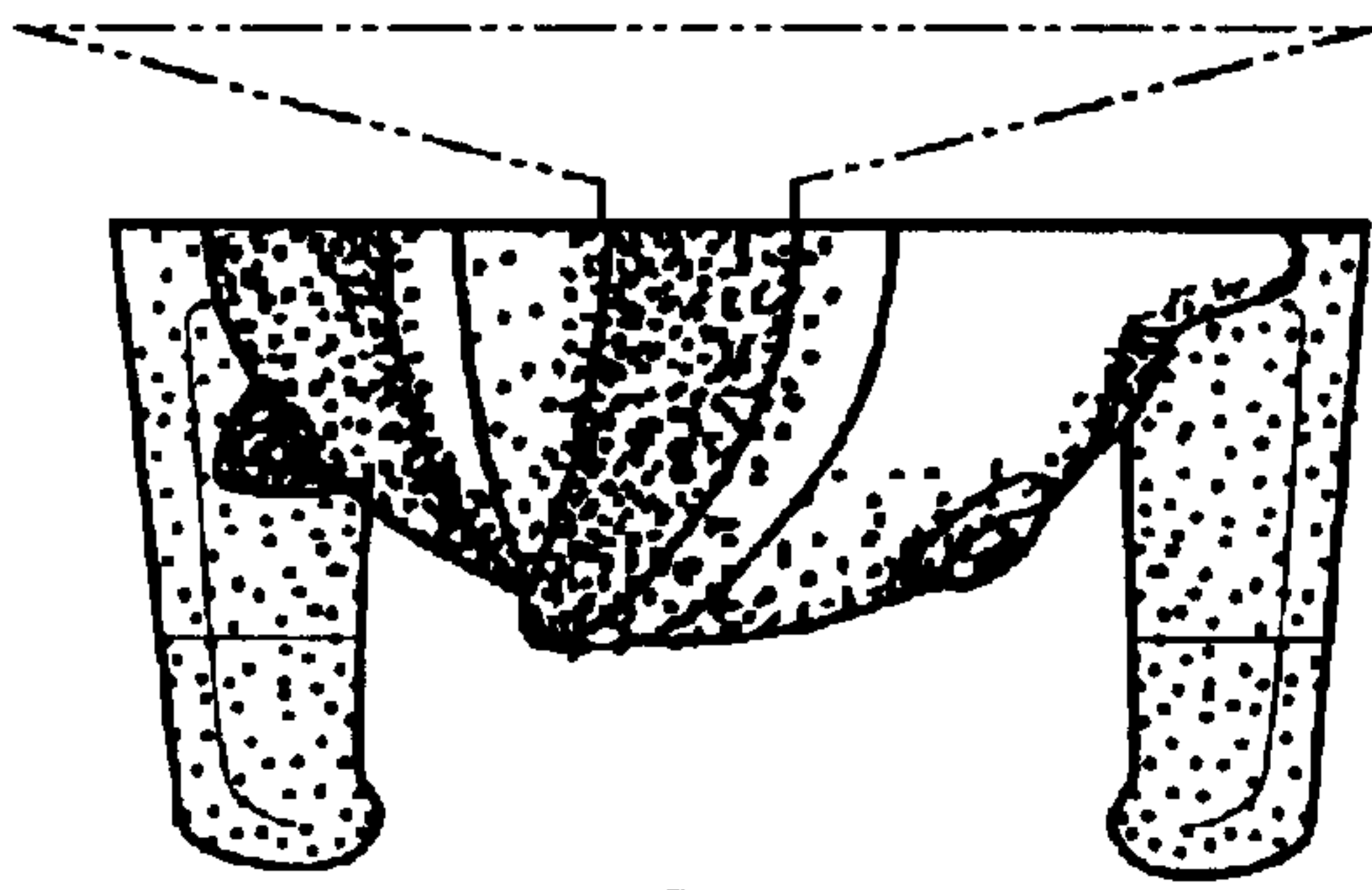


FIG - 3

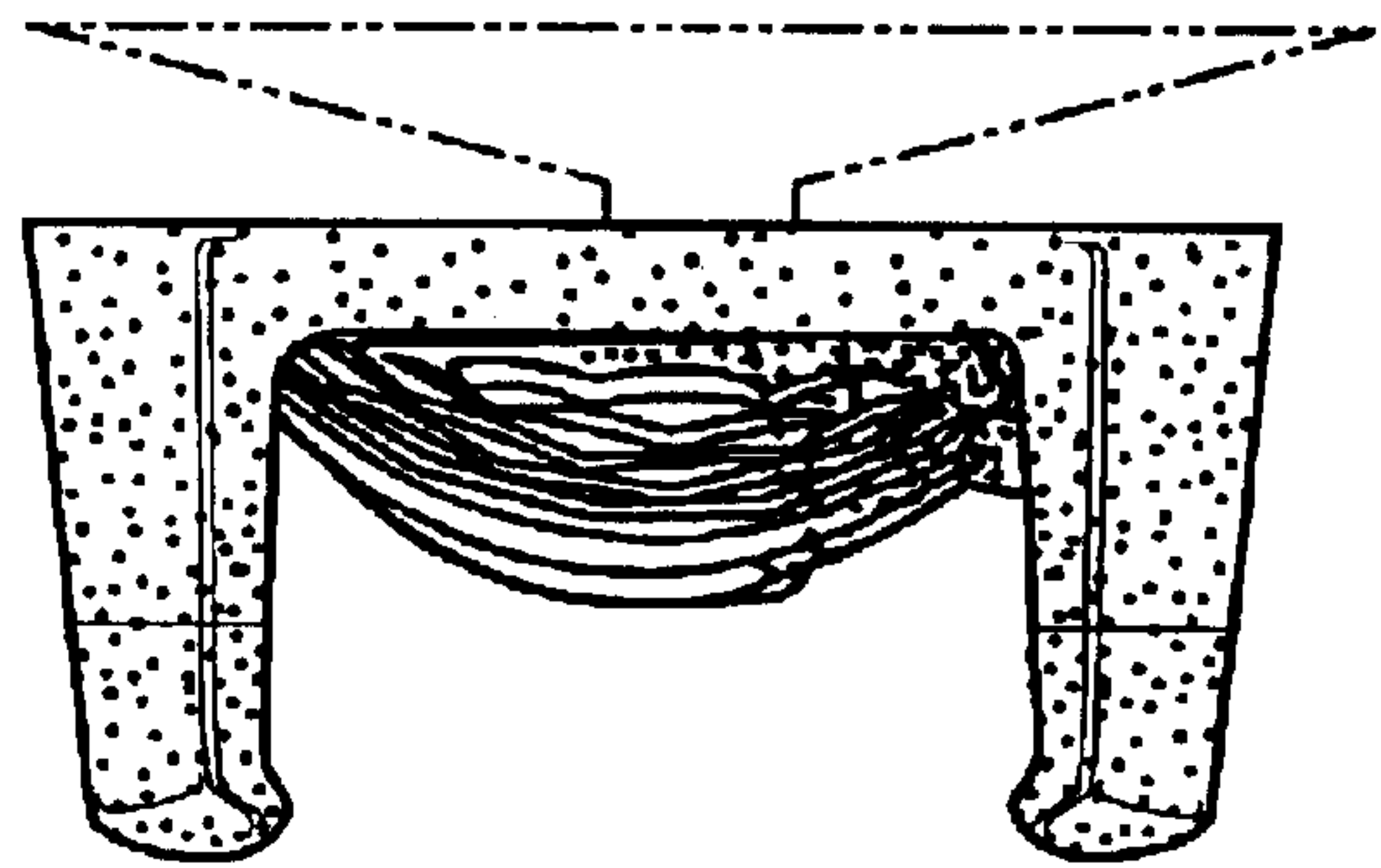


FIG - 4

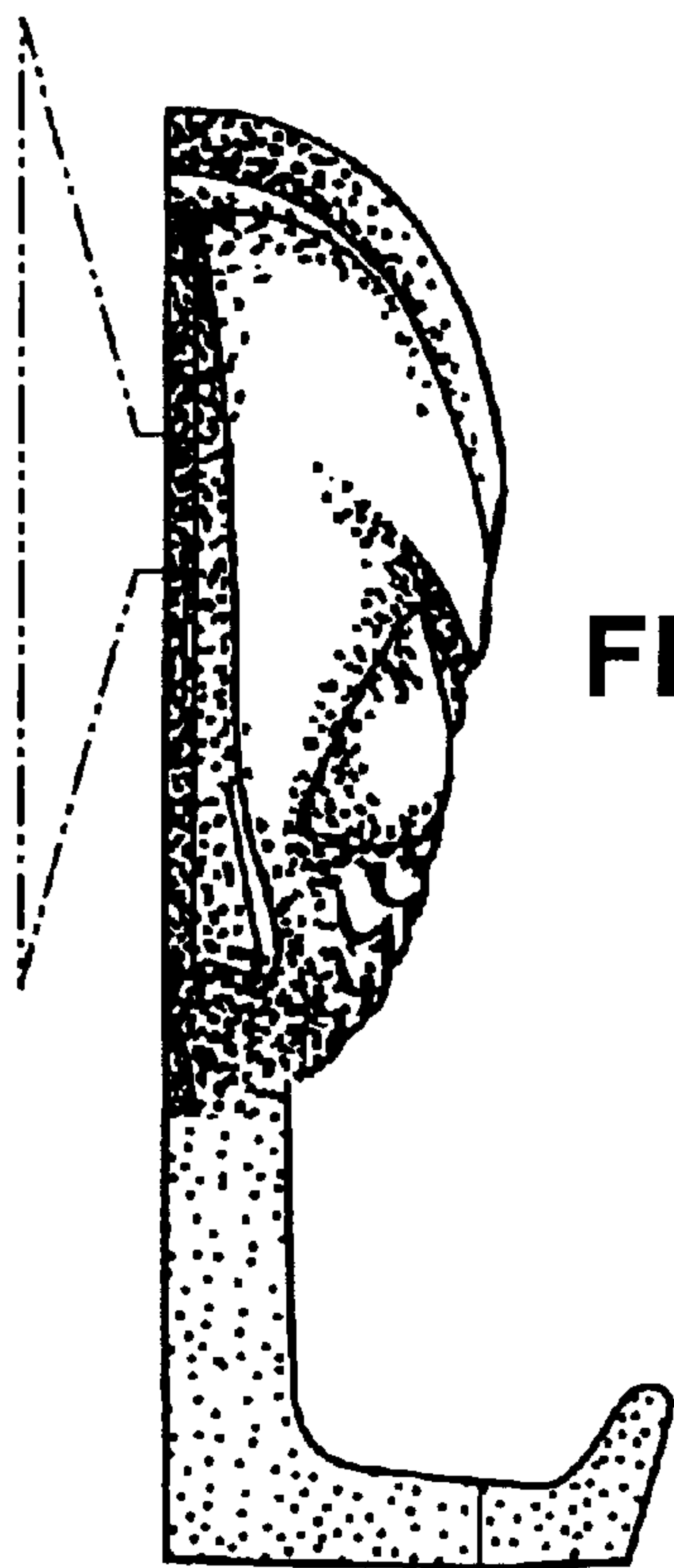


FIG - 5



FIG - 6

FIG - 7

