



US00D489230S

(12) **United States Design Patent**  
**Darvishi**

(10) **Patent No.:** **US D489,230 S**

(45) **Date of Patent:** **\*\* May 4, 2004**

(54) **FOOD TEMPLATE**

(76) **Inventor:** **Alex R. Darvishi**, P.O. Box 1451,  
Westerville, OH (US) 43086-1451

(\*\*) **Term:** **14 Years**

(21) **Appl. No.:** **29/174,427**

(22) **Filed:** **Jan. 17, 2003**

(51) **LOC (7) Cl.** ..... **07-02**

(52) **U.S. Cl.** ..... **D7/672**

(58) **Field of Search** ..... D7/672, 675, 677,  
D7/387, 213; D19/59, 39; D10/64; 99/428,  
426, 439

(56) **References Cited**

**U.S. PATENT DOCUMENTS**

D242,677 S	*	12/1976	Milligan	.....	D7/672
D249,951 S	*	10/1978	Stein	.....	D19/39
D253,332 S	*	11/1979	Rich	.....	D7/672
5,062,356 A	*	11/1991	Frankowski	.....	99/428
D421,203 S		2/2000	Darvishi		

**OTHER PUBLICATIONS**

Lapine Scientific Company Catalog, Jan. 19, 1966, p. 4,  
geometric solids, Z-9035 and Z-2930.\*

Chef's Catalog, Oct. 27, 1994, p. 50, baking mold 'C', top,  
right corner.\*

\* cited by examiner

*Primary Examiner*—Terry A. Wallace

(74) *Attorney, Agent, or Firm*—Chase Law Firm, L.C.

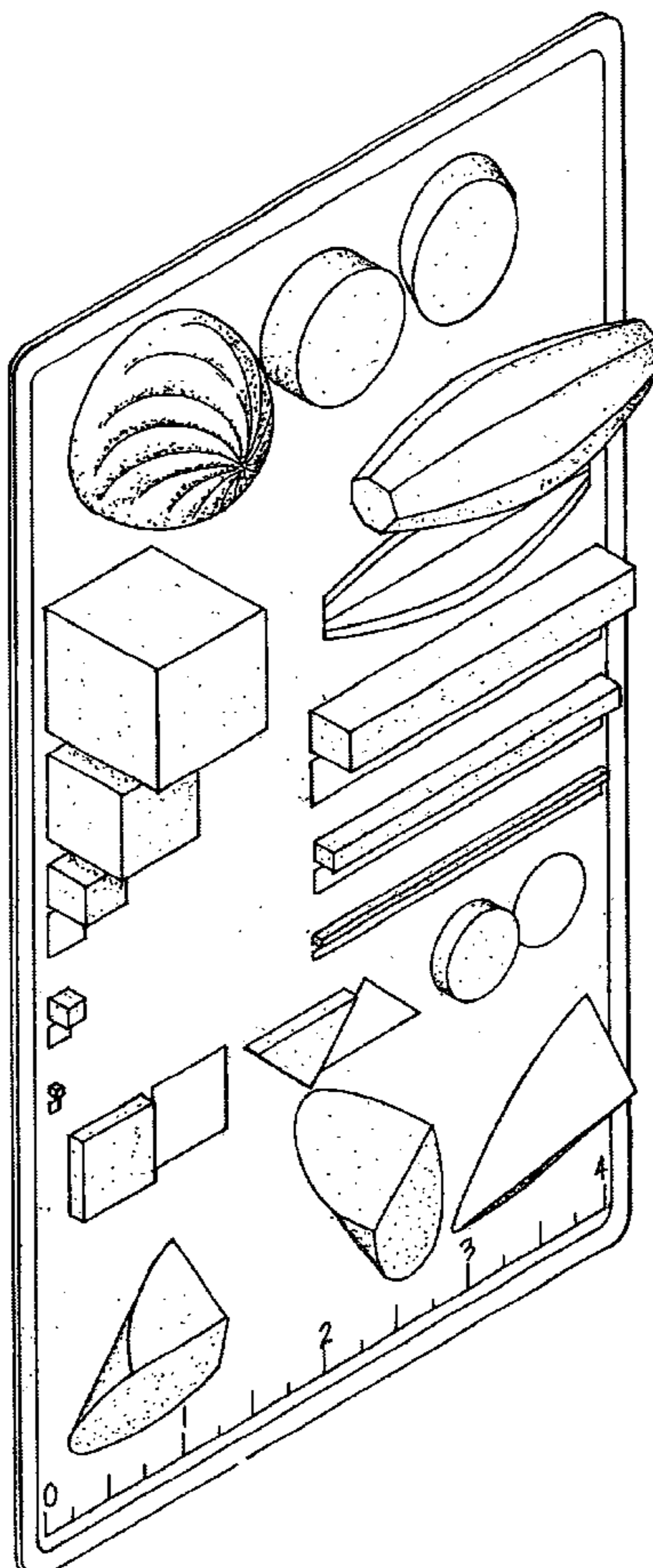
(57) **CLAIM**

The ornamental design for a food template, as shown and  
described.

**DESCRIPTION**

FIG. 1 is a front view of my food template showing my new  
design;  
FIG. 2 is a left side view of my food template as shown in  
FIG. 1;  
FIG. 3 is an opposed side view of my food template as  
shown in FIG. 2;  
FIG. 4 is a bottom end view of my food template showing  
my new design;  
FIG. 5 is a top end view of my food template showing my  
new design;  
FIG. 6 is a rear view of my food template showing my new  
design; and,  
FIG. 7 is a perspective view of my food template showing  
my new design.

**1 Claim, 4 Drawing Sheets**



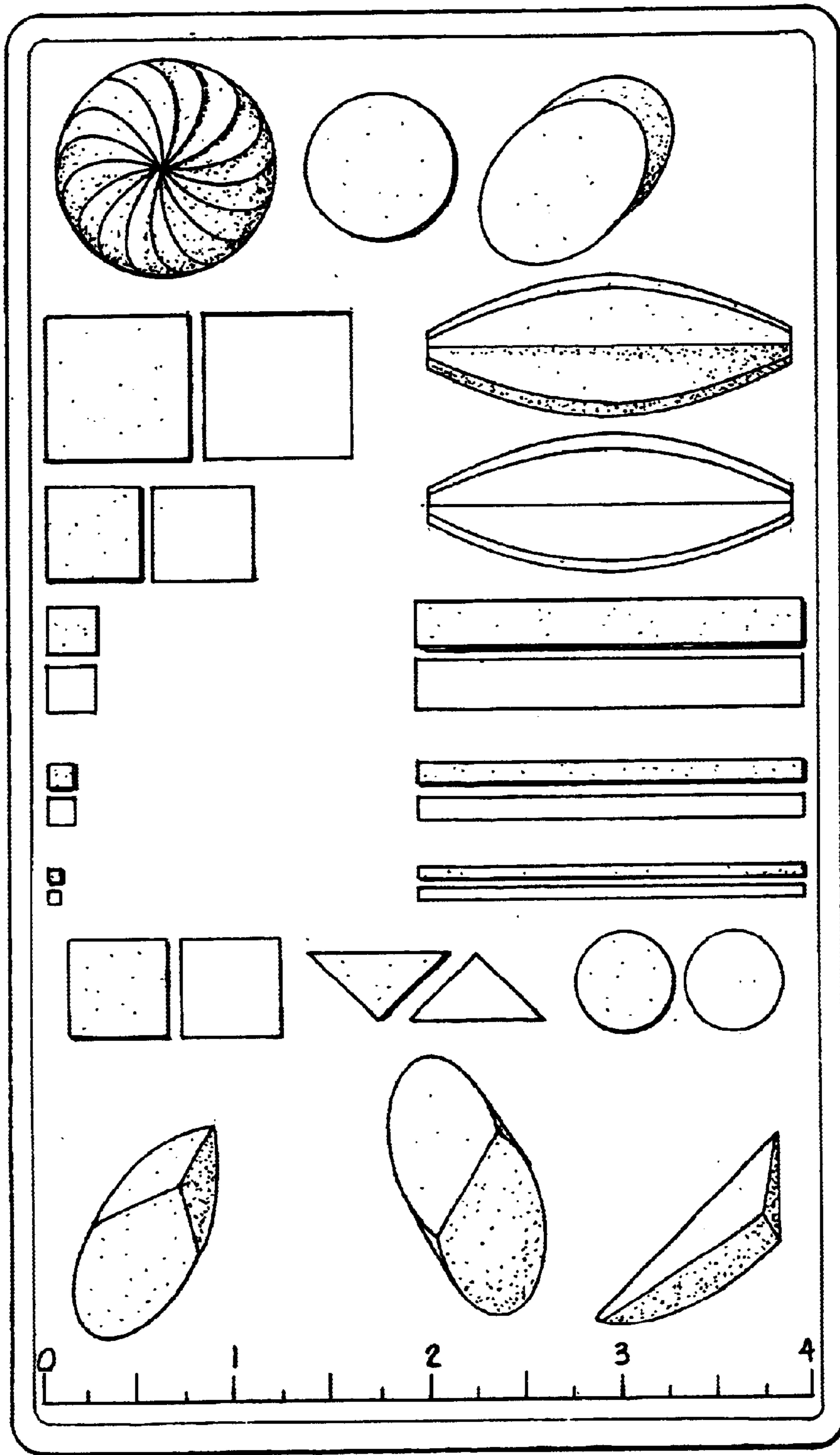


Fig. 1

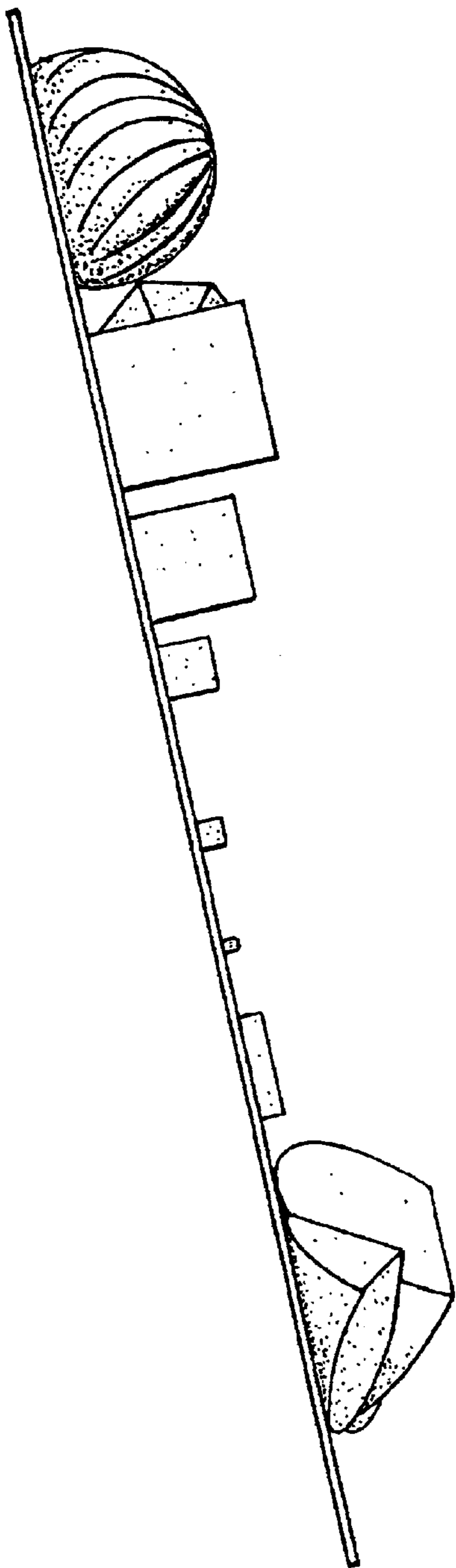


Fig. 2

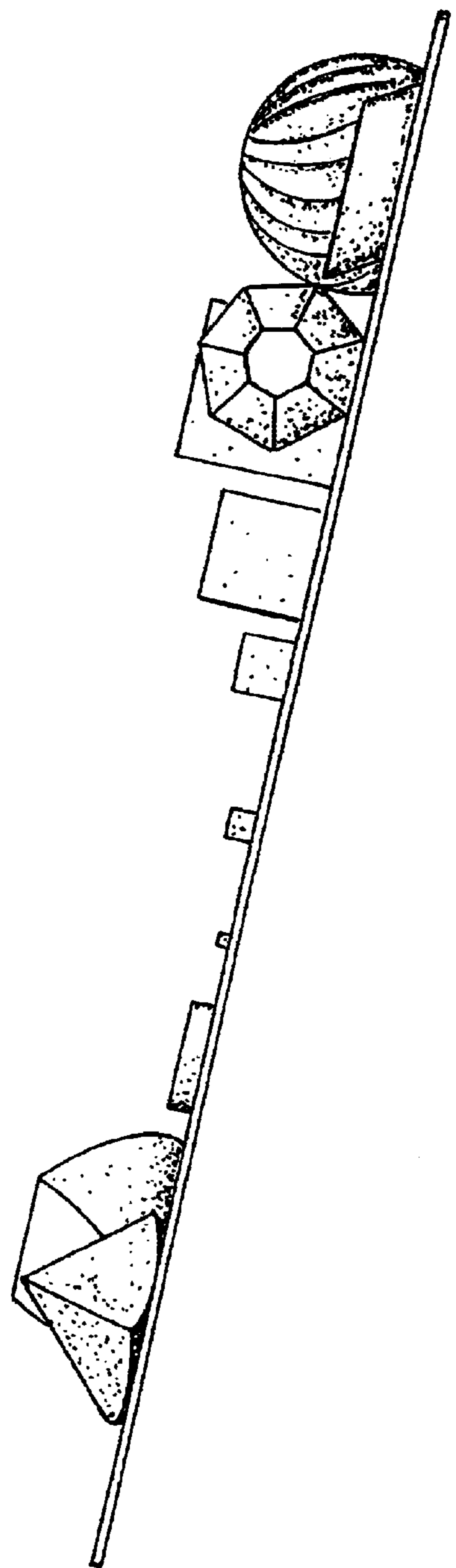
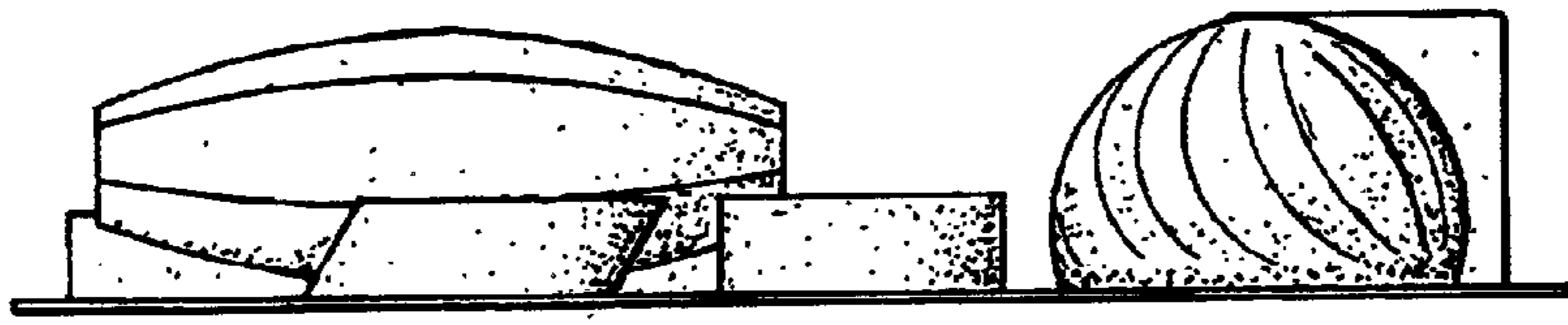
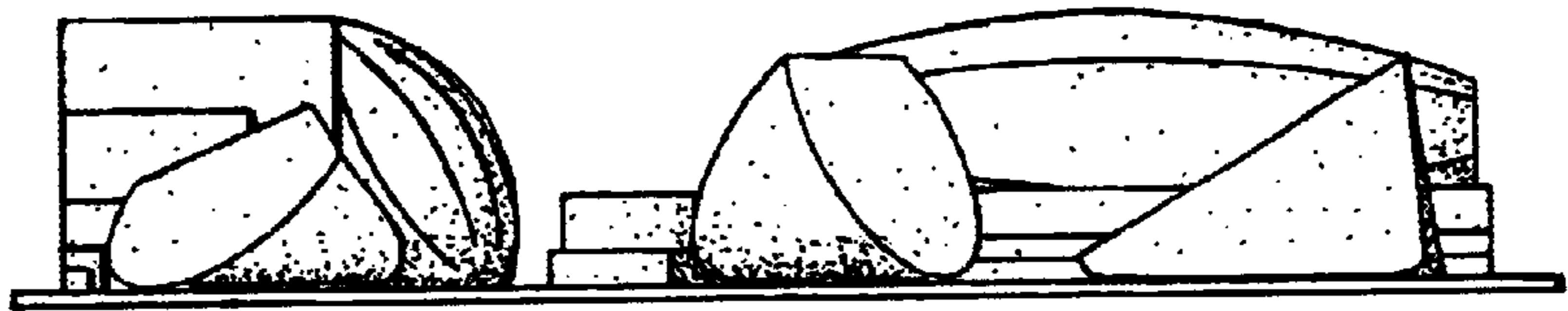



Fig. 3



*Fig. 4*



*Fig. 5*



*Fig. 6*

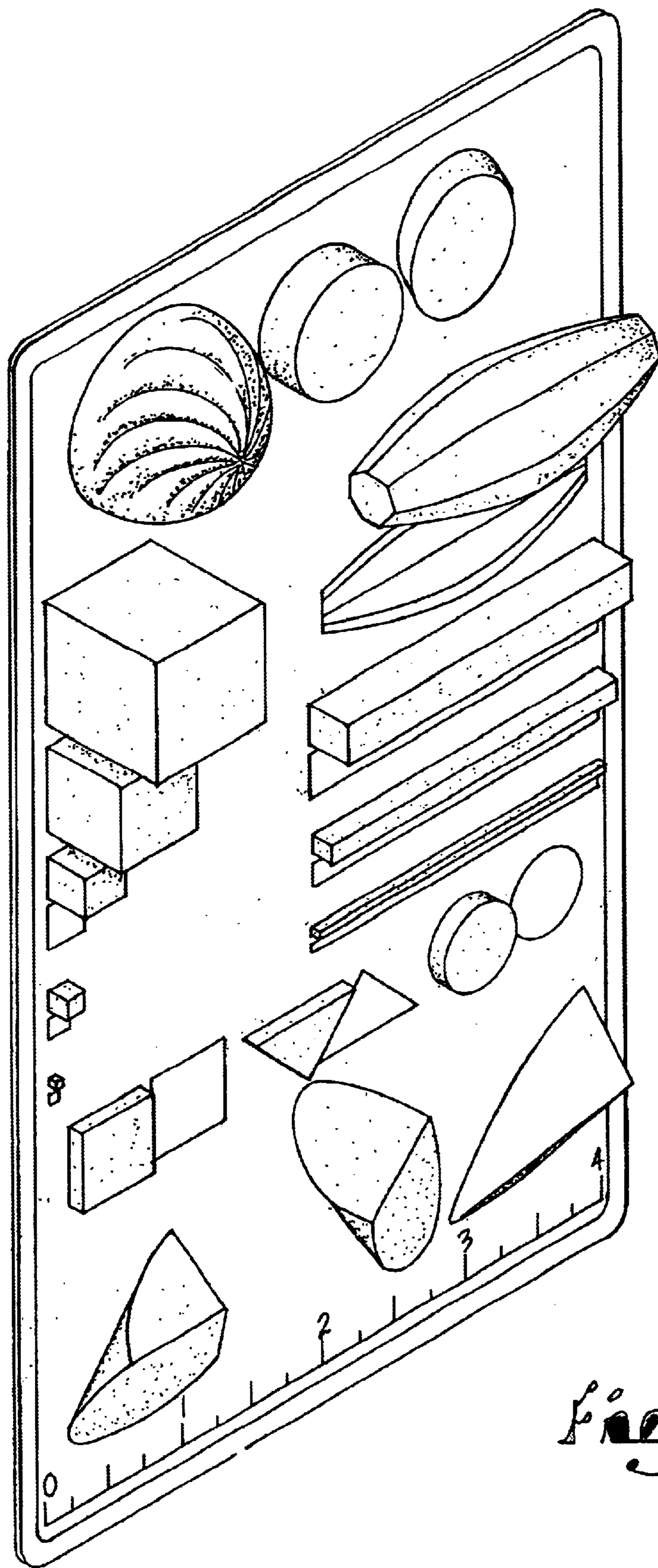


Fig. 7