



US00D489202S

(12)

United States Design Patent
Lawson

(10) Patent No.:

US D489,202 S

(45) Date of Patent:

**** May 4, 2004**

- (54) SEAT ARM
- (75) Inventor: **John Russell Lawson**, Morganton, NC (US)
- (73) Assignee: **Lane Furniture Industries, Inc.**, Tupelo, MS (US)
- (**) Term: **14 Years**
- (21) Appl. No.: **29/163,881**
- (22) Filed: **Jul. 12, 2002**
- (51) LOC (7) Cl. **06-06**
- (52) U.S. Cl. **D6/492; D6/369**
- (58) Field of Search D6/334, 335, 336, D6/369, 492, 500, 501, 502; 297/451.9, 452.64

- (56) **References Cited**
- U.S. PATENT DOCUMENTS**
- D48,969 S * 5/1916 Fenton D6/369
- D360,994 S * 8/1995 McCray D6/369

OTHER PUBLICATIONS

Cambridge Chair, D&F Wicker Rattan Imports brochure, date unknown, available as of filing date.

Yesteryear Rocker, D&F Wicker Rattan Imports brochure, date unknown, available as of filing date.

Sands Point Rocker, D&F Wicker Rattan Imports brochure, p. 45, date unknown, available as of filing date.

Chair and Rocker, Golden Bamboo Collection, Fran's Wicker and Rattan brochure, p. 7, available as of filing date.

510-94 Glider, Lane Furniture Industries brochure, 2000.

* cited by examiner

Primary Examiner—Gary D. Watson

(74) *Attorney, Agent, or Firm*—Womble Carlyle Sandridge & Rice, PLLC

(57) **CLAIM**

The ornamental design for a seat arm, as shown and described.

DESCRIPTION

FIG. 1 is an outer arm front side perspective view of a seat arm showing my new design;

FIG. 2 is a top front perspective view thereof;

FIG. 3 is a side elevational view, the opposite side being a mirror image thereof;

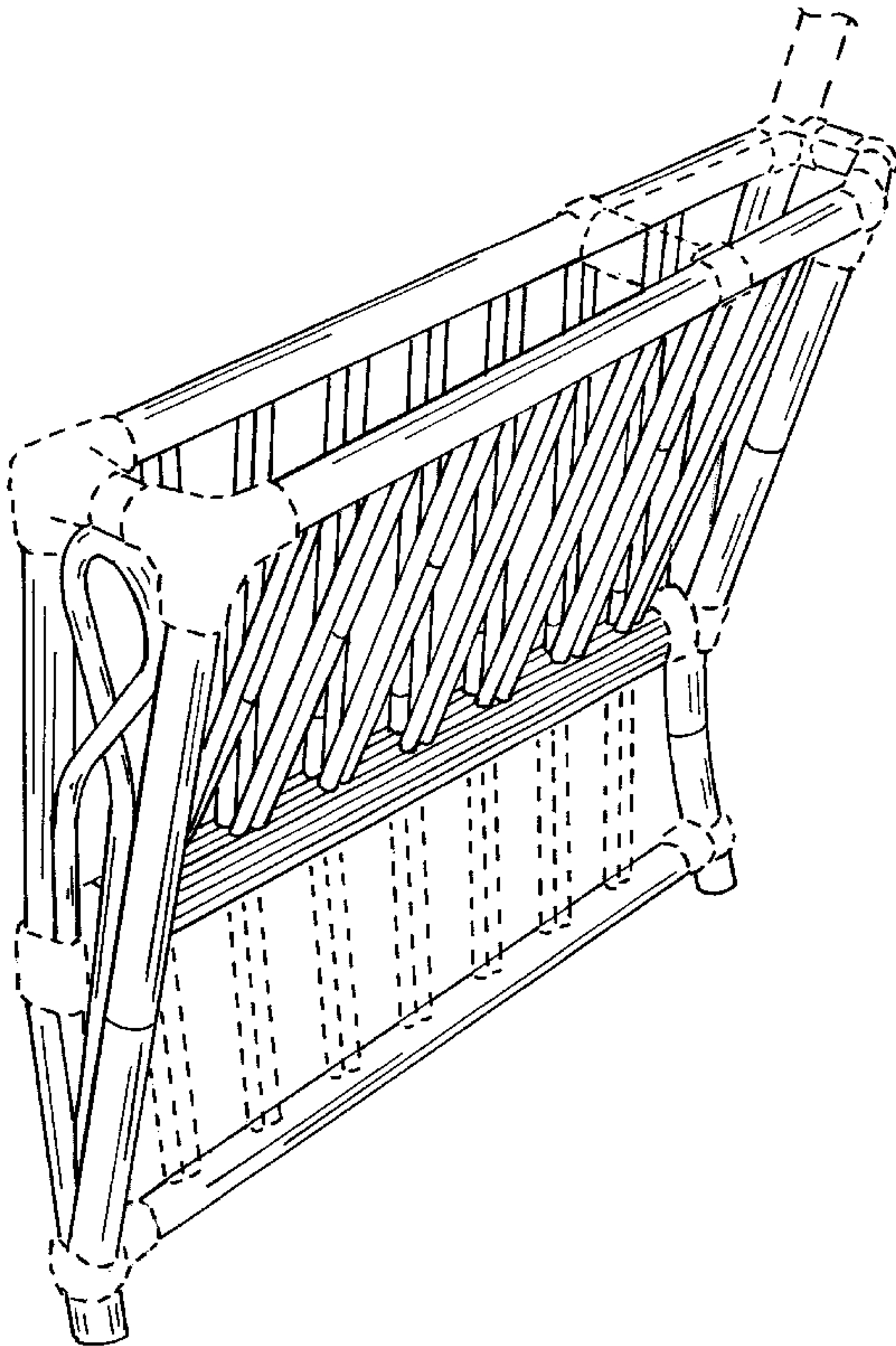
FIG. 4 is a rear elevational view thereof;

FIG. 5 is a top view thereof; and,

FIG. 6 is a inner arm side perspective view thereof.

The views of the seat arm not shown form no part of the claimed design. The broken lines depicting top cross members, top drink tray, lower vertical members, and wrapping joints represent environmental elements only and form no part of the claimed design.

1 Claim, 5 Drawing Sheets






FIG. 1

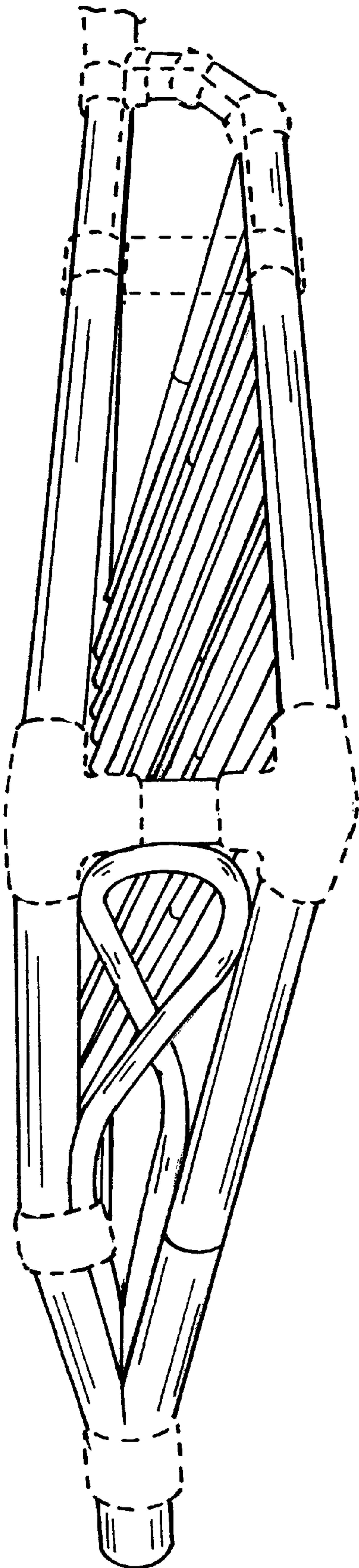


FIG. 2

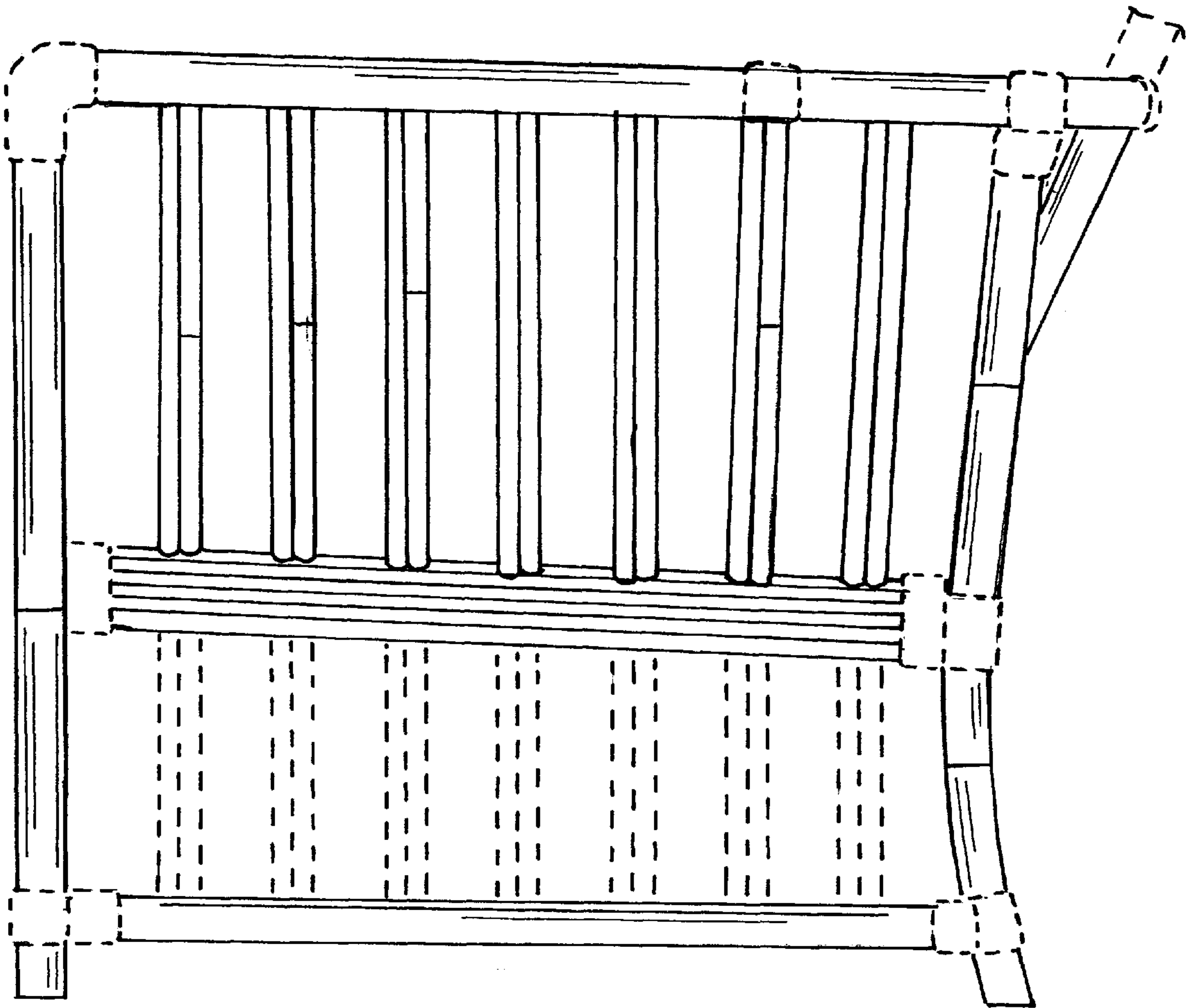


FIG. 3

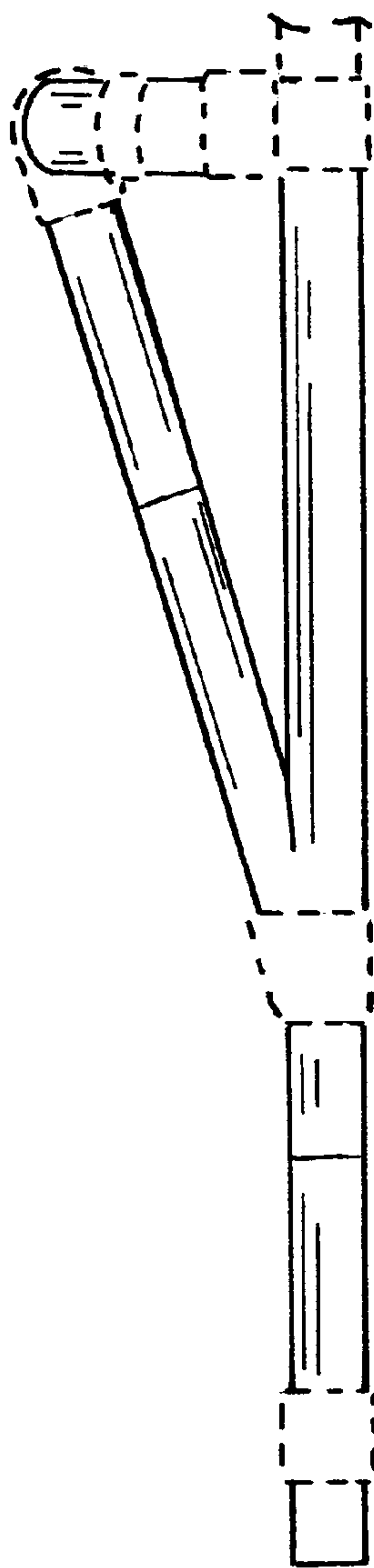


FIG. 4




FIG. 5

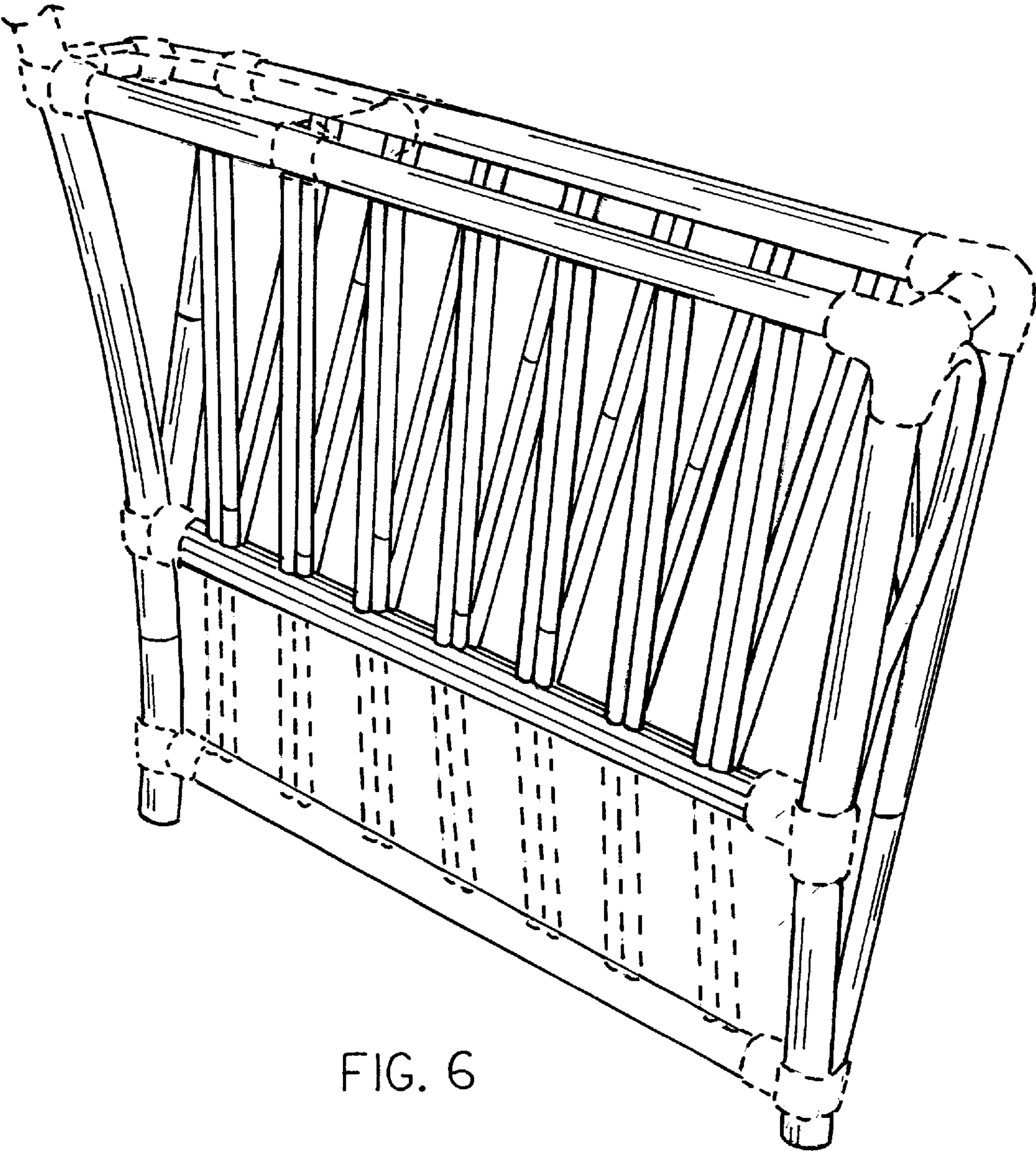


FIG. 6