



US00D489187S

(12) **United States Design Patent**
Natuzzi

(10) **Patent No.:** **US D489,187 S**

(45) **Date of Patent:** **** May 4, 2004**

(54) **CHAIR**

(75) Inventor: **Pasquale Natuzzi**, Santeramo in Colle
Bari (IT)

(73) Assignee: **Natuzzi S.p.A.**, Bari (IT)

(**) Term: **14 Years**

(21) Appl. No.: **29/166,655**

(22) Filed: **Sep. 3, 2002**

(51) **LOC (7) Cl.** **06-01**

(52) **U.S. Cl.** **D6/334**

(58) **Field of Search** D6/334, 335, 367,
D6/371, 381, 500, 501, 502; 297/445.1,
DIG. 7

(56) **References Cited**

U.S. PATENT DOCUMENTS

D430,421 S * 9/2000 Natuzzi et al. D6/381
D430,741 S * 9/2000 Natuzzi et al. D6/334

D431,924 S * 10/2000 Natuzzi et al. D6/381
D440,056 S * 4/2001 Natuzzi et al. D6/334
D445,266 S * 7/2001 Leon et al. D6/334

* cited by examiner

Primary Examiner—Gary D. Watson

(74) *Attorney, Agent, or Firm*—Harrison & Egbert

(57) **CLAIM**

The ornamental design for a chair, as shown and described.

DESCRIPTION

FIG. 1 is a front elevational view of the chair showing my design.

FIG. 2 is another front view thereof;


FIG. 3 is a top view thereof;

FIG. 4 is a side view thereof, having an opposite side view being a mirror image thereof; and,

FIG. 5 is a bottom view thereof.

The broken lines shown are understood to represent stitching.

1 Claim, 3 Drawing Sheets






FIG. 1




FIG. 2




FIG. 3




FIG. 4




FIG. 5