



US00D489183S

(12) **United States Design Patent**
Akahori et al.

(10) **Patent No.:** **US D489,183 S**

(45) **Date of Patent:** **** May 4, 2004**

(54) **ELECTRONIC TOOTHBRUSH BODY**

(75) Inventors: **Yasuhiro Akahori**, Kadoma (JP);
Kazuma Kubono, Kadoma (JP);
Takumi Adachi, Kadoma (JP)

(73) Assignee: **Matsushita Electric Works, Ltd.**,
Kadoma (JP)

(**) Term: **14 Years**

(21) Appl. No.: **29/163,554**

(22) Filed: **Jul. 9, 2002**

(30) **Foreign Application Priority Data**

Jan. 9, 2002 (JP) 2002-000243
Jan. 9, 2002 (JP) 2002-000246

(51) **LOC (7) Cl.** **04-02**

(52) **U.S. Cl.** **D4/101**

(58) **Field of Search** D4/101, 104-112;
15/143.1, 167.1-167.2, 186-187, 22.1

(56) **References Cited**

U.S. PATENT DOCUMENTS

D387,908 S 12/1997 Stutzer et al. D4/101
D433,232 S 11/2000 Stutzer et al. D4/101
D454,695 S 3/2002 Greene D4/101

FOREIGN PATENT DOCUMENTS

JP 1126990 * 11/2001

* cited by examiner

Primary Examiner—Holly Baynham
(74) *Attorney, Agent, or Firm*—Oblon, Spivak, McClelland,
Maier & Neustadt, P.C.

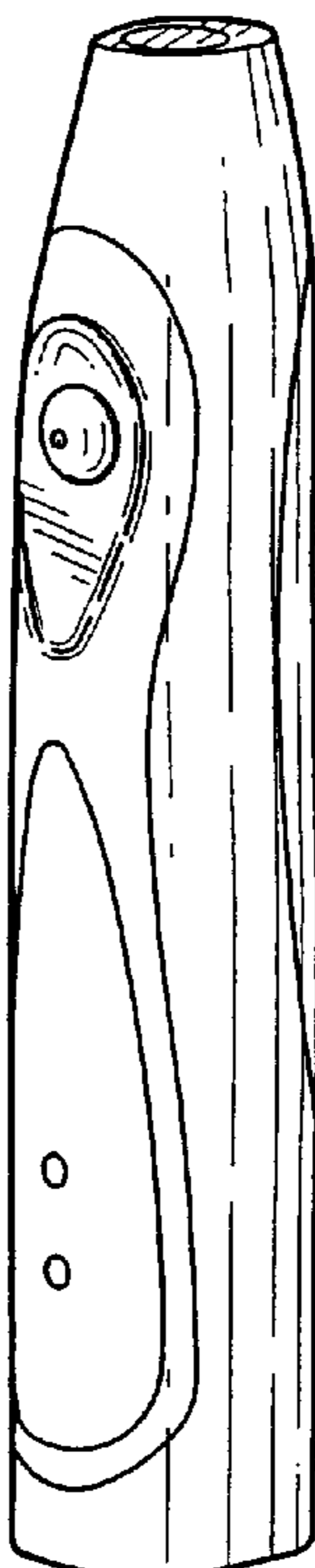
(57) **CLAIM**

The ornamental design for an electronic toothbrush body, as shown and described.

DESCRIPTION

FIG. 1 is a top, front and right side perspective view of an electronic toothbrush body, showing our design;
FIG. 2 is a front elevational view thereof;
FIG. 3 is a top plan view thereof;
FIG. 4 is a right side elevation view thereof;
FIG. 5 is a rear elevational view thereof;
FIG. 6 is a bottom plan view thereof;
FIG. 7 is a left side elevational view thereof;
FIG. 8 is a top, front and right side perspective view of a second embodiment of the electronic toothbrush body;
FIG. 9 is a front elevational view thereof;
FIG. 10 is a top plan view thereof;
FIG. 11 is a right side elevational view thereof;
FIG. 12 is a rear elevation view thereof;
FIG. 13 is a bottom plan view thereof; and,
FIG. 14 is a left side elevational view thereof.

1 Claim, 7 Drawing Sheets



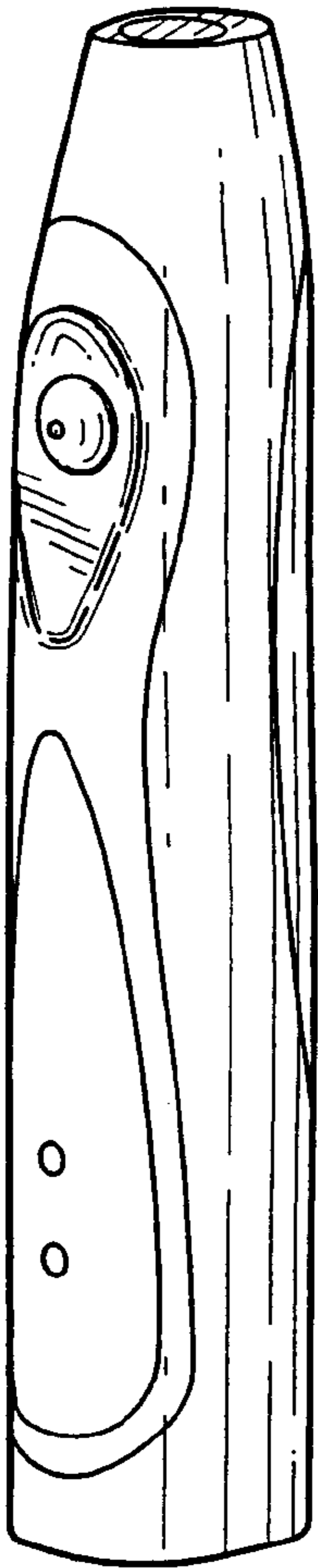


FIG. 1



FIG. 2

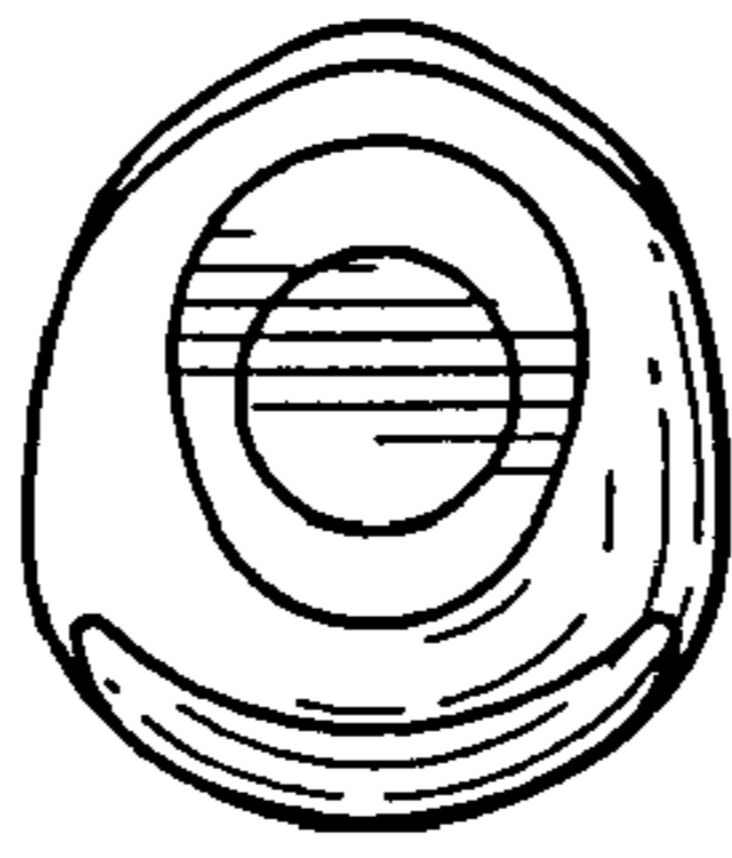


FIG. 3

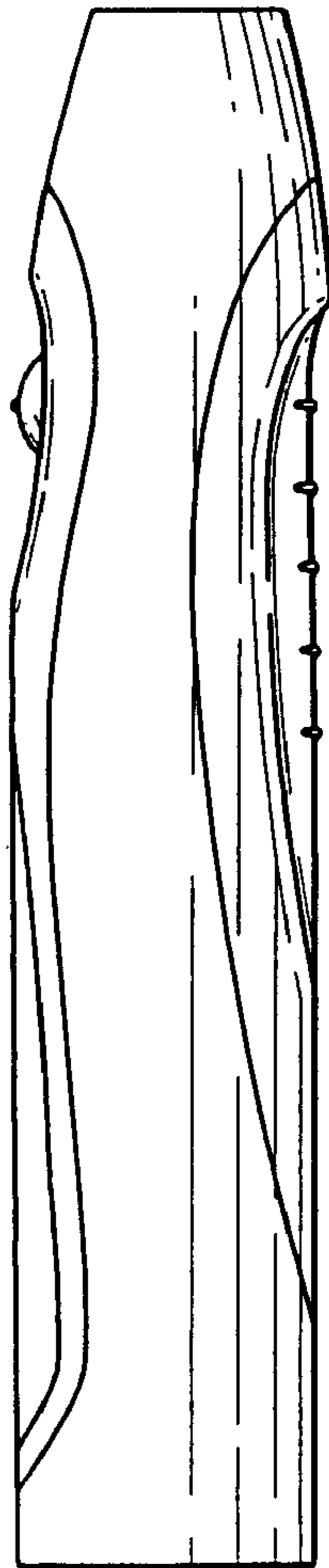


FIG. 4



FIG. 5

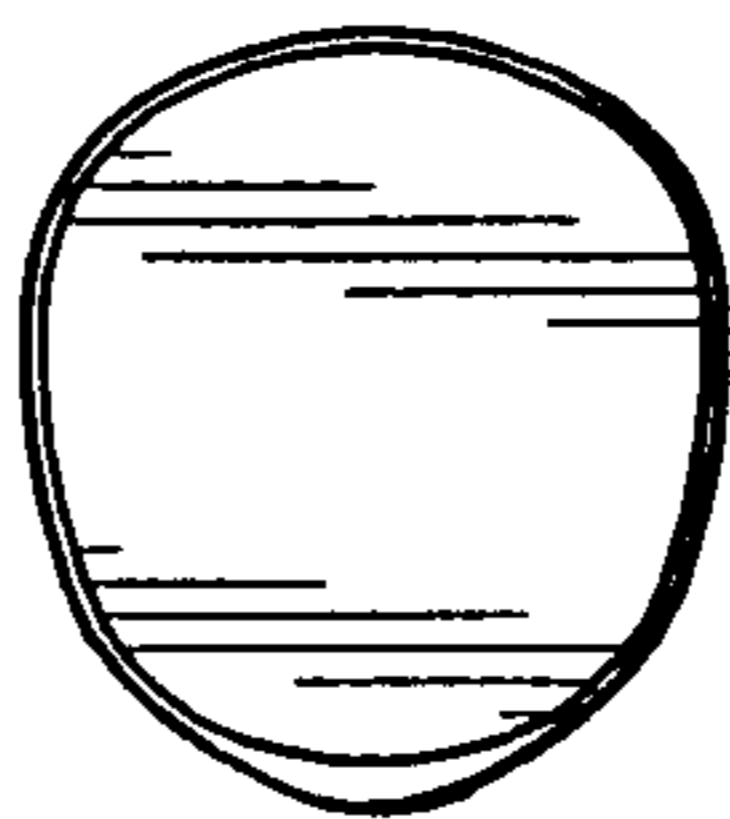


FIG. 6

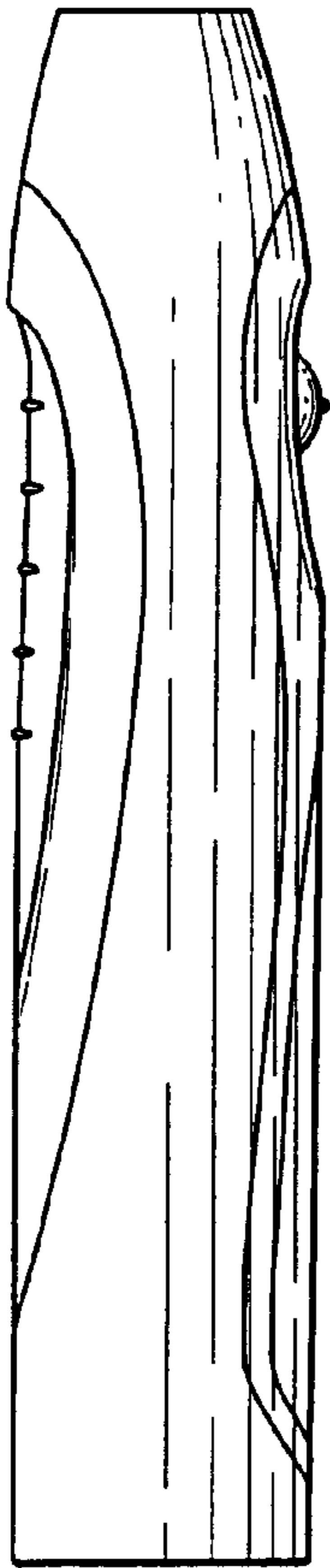


FIG. 7

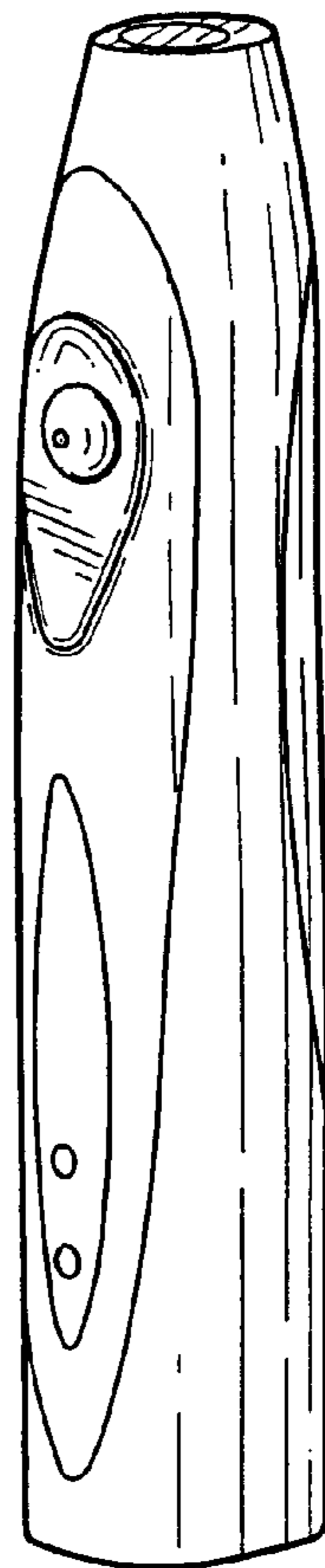


FIG. 8



FIG. 9

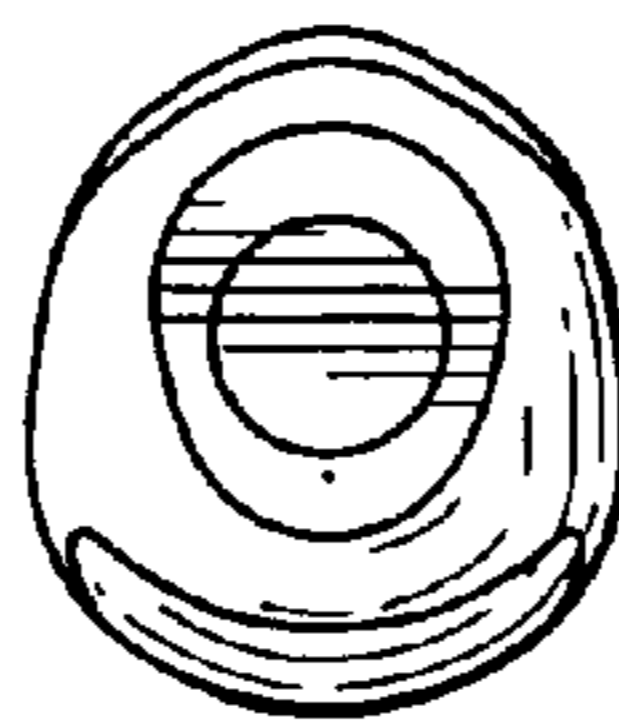


FIG. 10

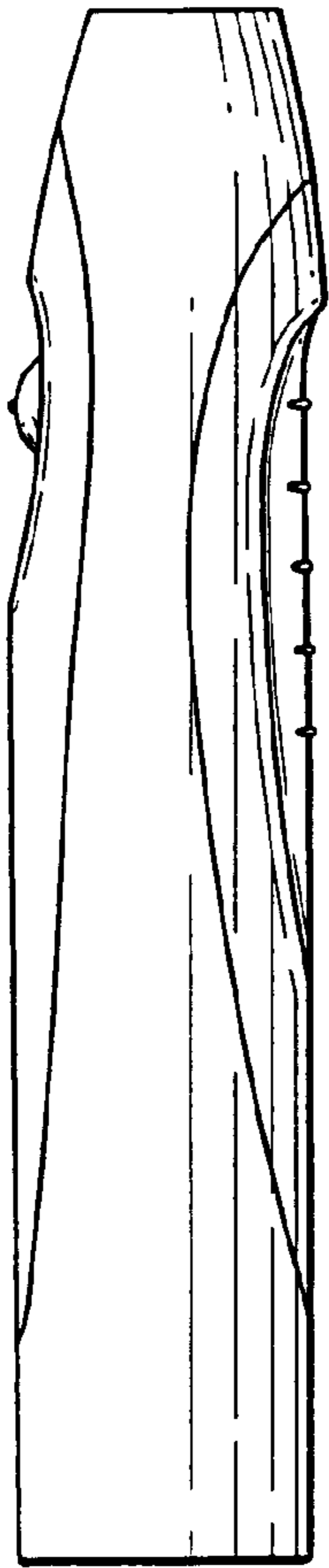


FIG. 11

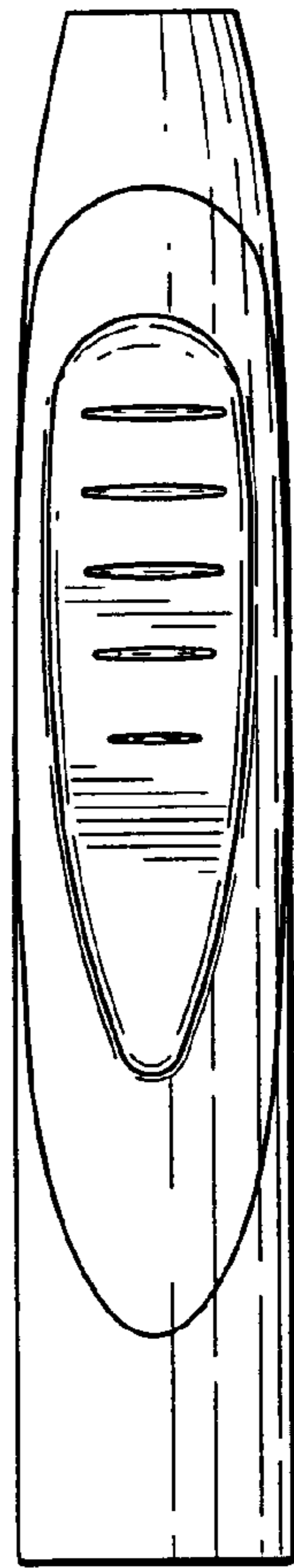


FIG. 12

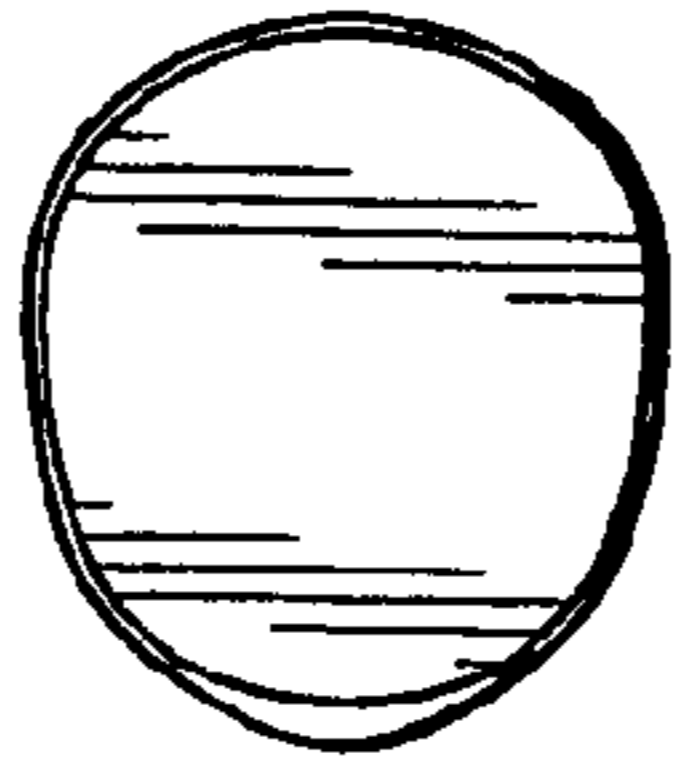


FIG. 13

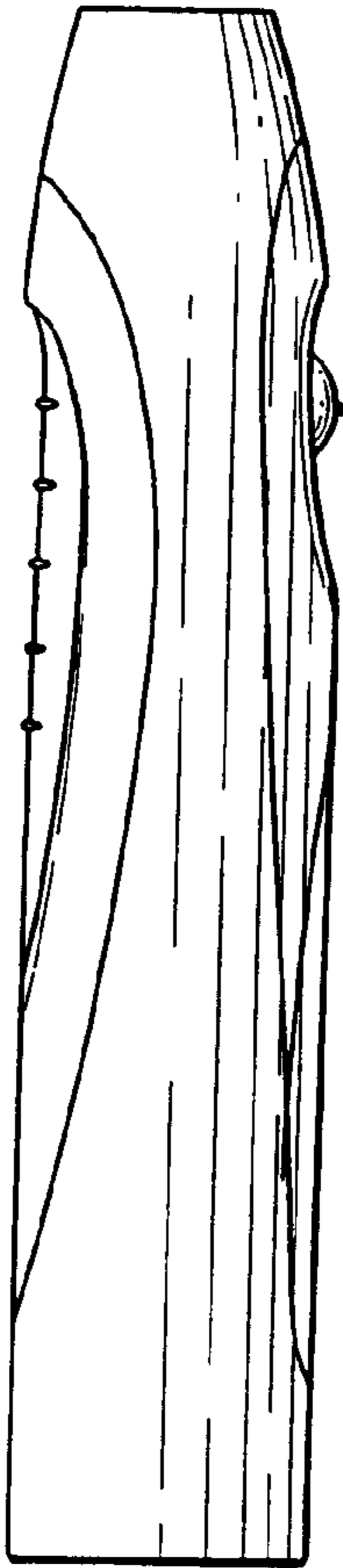


FIG. 14