



US00D489175S

(12) **United States Design Patent**
Gaita

(10) **Patent No.:** **US D489,175 S**

(45) **Date of Patent:** **** May 4, 2004**

(54) **BELT SUPPORTED DRYWALL TOOL HOLDER**

D448,162 S * 9/2001 Snider D3/228

* cited by examiner

(76) Inventor: **Joe Gaita**, 11 Edlie Ave., Norwalk, CT
(US) 06855

Primary Examiner—Catherine R. Oliver
(74) *Attorney, Agent, or Firm*—Keith S. Bergman

(**) Term: **14 Years**

(57) **CLAIM**

(21) Appl. No.: **29/169,093**

The ornamental design for belt supported drywall tool holder, as shown.

(22) Filed: **Oct. 15, 2002**

DESCRIPTION

(51) **LOC (7) Cl.** **03-01**

(52) **U.S. Cl.** **D3/228; D3/215**

(58) **Field of Search** D3/228, 226, 224,
D3/229, 215; 224/268, 901, 904, 250, 674;
D6/512-514, 553, 552; 206/373; D8/71

FIG. 1 is a perspective view of the belt supported drywall tool holder showing my new design in use. The workman and drywall tools are shown in broken lines for illustrative purposes only and form no part of the claimed design.

FIG. 2 is another perspective view;

FIG. 3 is a right elevational view thereof;

FIG. 4 is a left elevational view thereof;

FIG. 5 is a rear elevational view thereof;

FIG. 6 is a front elevational view thereof;

FIG. 7 is a top plan view thereof; and,

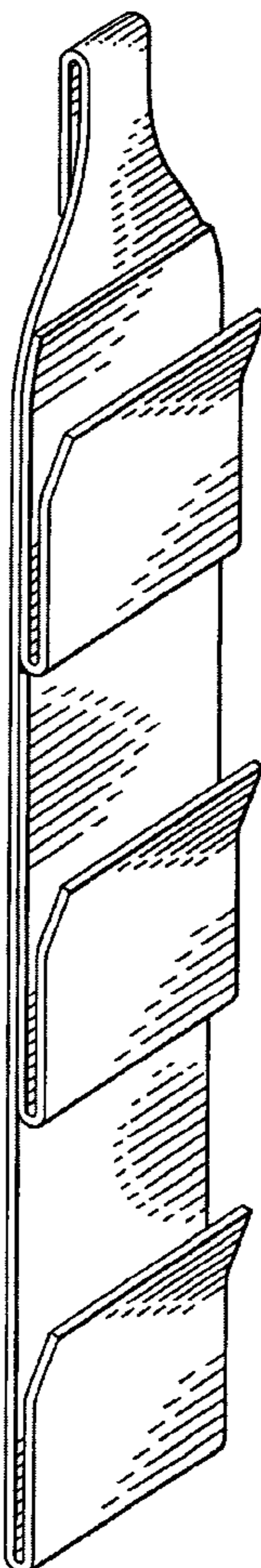
FIG. 8 is a bottom plan view thereof.

(56) **References Cited**

U.S. PATENT DOCUMENTS

D256,529 S	*	8/1980	Van Koert	D6/570
D300,398 S	*	3/1989	Krugman	D6/514
D319,147 S	*	8/1991	Eberle, III	D3/228
5,626,272 A	*	5/1997	Klemansky	224/674
D399,055 S	*	10/1998	Coady	D3/228
5,826,762 A	*	10/1998	Dellinger	224/270

1 Claim, 2 Drawing Sheets






FIG. 7




FIG. 8

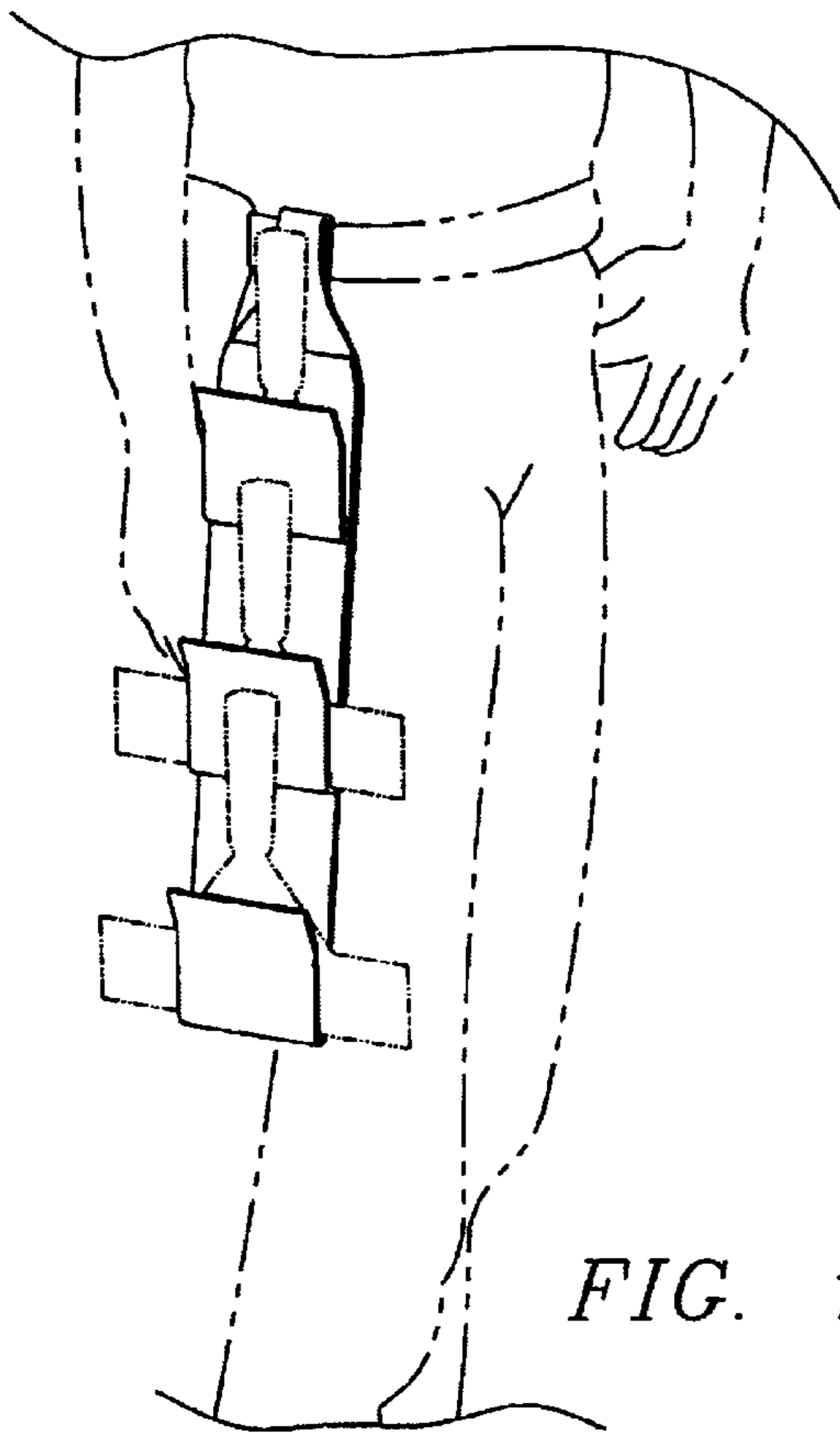


FIG. 1

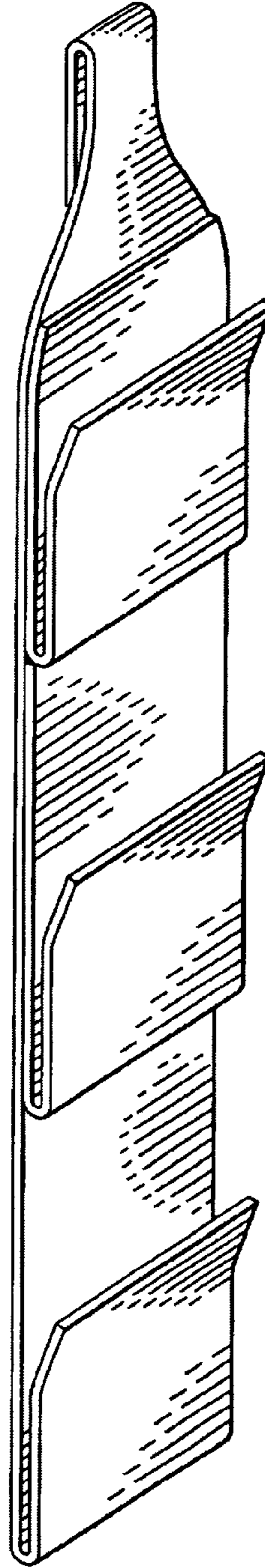
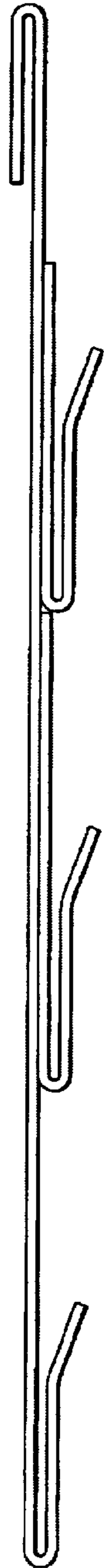


FIG. 2

FIG. 3



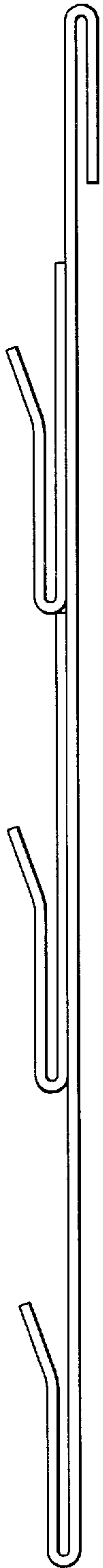


FIG. 4

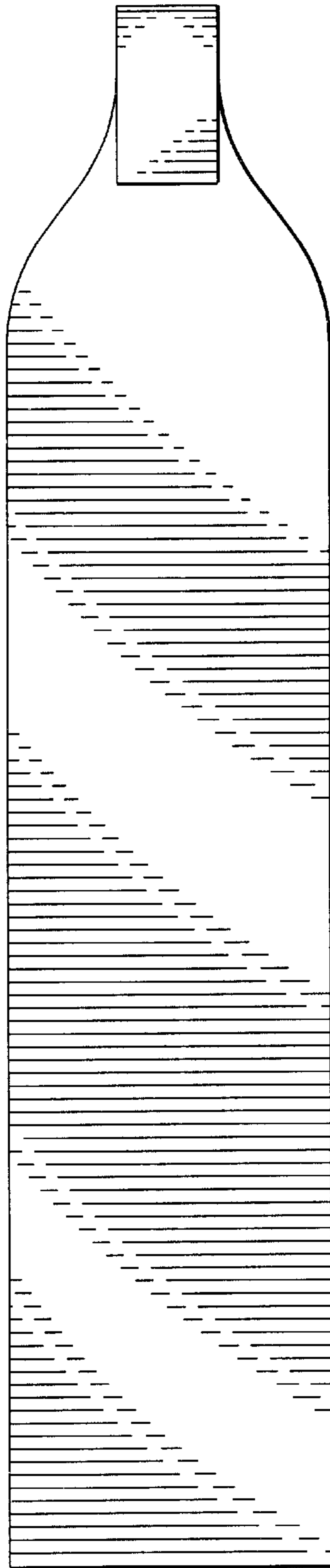


FIG. 5

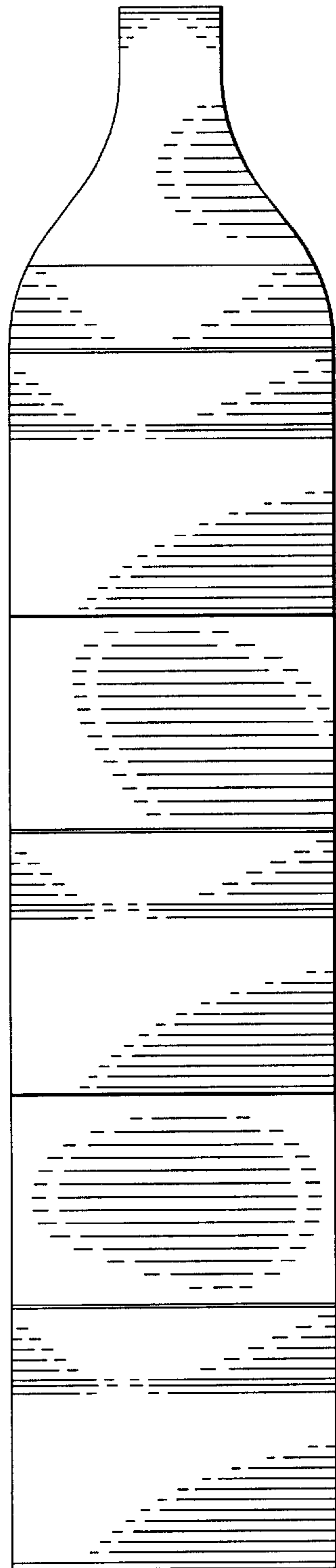


FIG. 6