



US00D489174S

(12) **United States Design Patent**  
**Shigenaka et al.**

(10) **Patent No.: US D489,174 S**

(45) **Date of Patent: \*\* May 4, 2004**

(54) **BACKPACK WITH SPEAKERS**

(75) Inventors: **Karen Shigenaka**, Alta Loma, CA  
(US); **Brent Shigenaka**, Alta Loma, CA  
(US); **Kevin Ray**, Corona, CA (US)

(73) Assignee: **S.C.I. Promotion Group, LLC**,  
Ontario, CA (US)

(\*\*) Term: **14 Years**

(21) Appl. No.: **29/176,786**

(22) Filed: **Feb. 27, 2003**

(51) **LOC (7) Cl.** ..... **03-01**

(52) **U.S. Cl.** ..... **D3/217; D3/216; D14/172**

(58) **Field of Search** ..... D2/741; D3/224,  
D3/216-218, 233, 268, 274; D14/168, 172;  
D21/483; 2/2.5; 190/18 A; 224/148.2, 153,  
155, 156, 576-580, 582-584, 601, 627-231,  
640, 642, 643, 646, 647, 650, 652, 653,  
656, 657; 381/90

(56) **References Cited**

**U.S. PATENT DOCUMENTS**

4,561,576	A	*	12/1985	Lowe et al.	.....	224/580
4,744,398	A	*	5/1988	Clark	.....	224/153
4,883,207	A	*	11/1989	McArthur		
5,211,321	A	*	5/1993	Rodriguez	.....	224/604
5,222,642	A	*	6/1993	Solarz	.....	224/191
D340,134	S	*	10/1993	Pollack	.....	D3/217
D351,943	S	*	11/1994	Young	.....	D3/216
5,409,152	A	*	4/1995	Trevino		
D375,622	S	*	11/1996	Croft	.....	D3/217
5,927,581	A	*	7/1999	Reddy et al.	.....	224/578
5,964,384	A	*	10/1999	Young	.....	224/3
D418,972	S	*	1/2000	Gold	.....	D3/217

D420,792	S	*	2/2000	Sakelliou et al.	.....	D3/216
D426,951	S	*	6/2000	Rohrbach et al.	.....	D3/217
6,095,389	A	*	8/2000	Fenton et al.	.....	224/627
D446,008	S	*	8/2001	Schulze	.....	D3/216
D448,161	S	*	9/2001	Holodnicki	.....	D3/217
D457,306	S	*	5/2002	Szyf	.....	D3/217
D469,952	S	*	2/2003	Daglow et al.	.....	D3/216
6,543,658	B2	*	4/2003	Trevino	.....	224/153
2001/0038023	A1	*	11/2001	Trevino	.....	224/153
2002/0113102	A1	*	8/2002	Klamm		

\* cited by examiner

*Primary Examiner*—Celia Murphy

(57) **CLAIM**

We claim the ornamental design for a backpack with speakers, as shown and described.

**DESCRIPTION**

FIG. 1 is a front perspective view for a backpack with speakers showing our new design;  
 FIG. 2 is a top view of the backpack with speakers of FIG. 1;  
 FIG. 3 is a bottom view of the backpack with speakers of FIG. 1;  
 FIG. 4 is a front elevational view of the backpack with speakers of FIG. 1;  
 FIG. 5 is right side view of the backpack with speakers of FIG. 1;  
 FIG. 6 is a rear elevational view of the backpack with speakers of FIG. 1; and,  
 FIG. 7 is left side view of the backpack with speakers of FIG. 1.

The broken lines shown in FIGS. 1, 2, 5, 6 & 7, are understood to represent stitching.

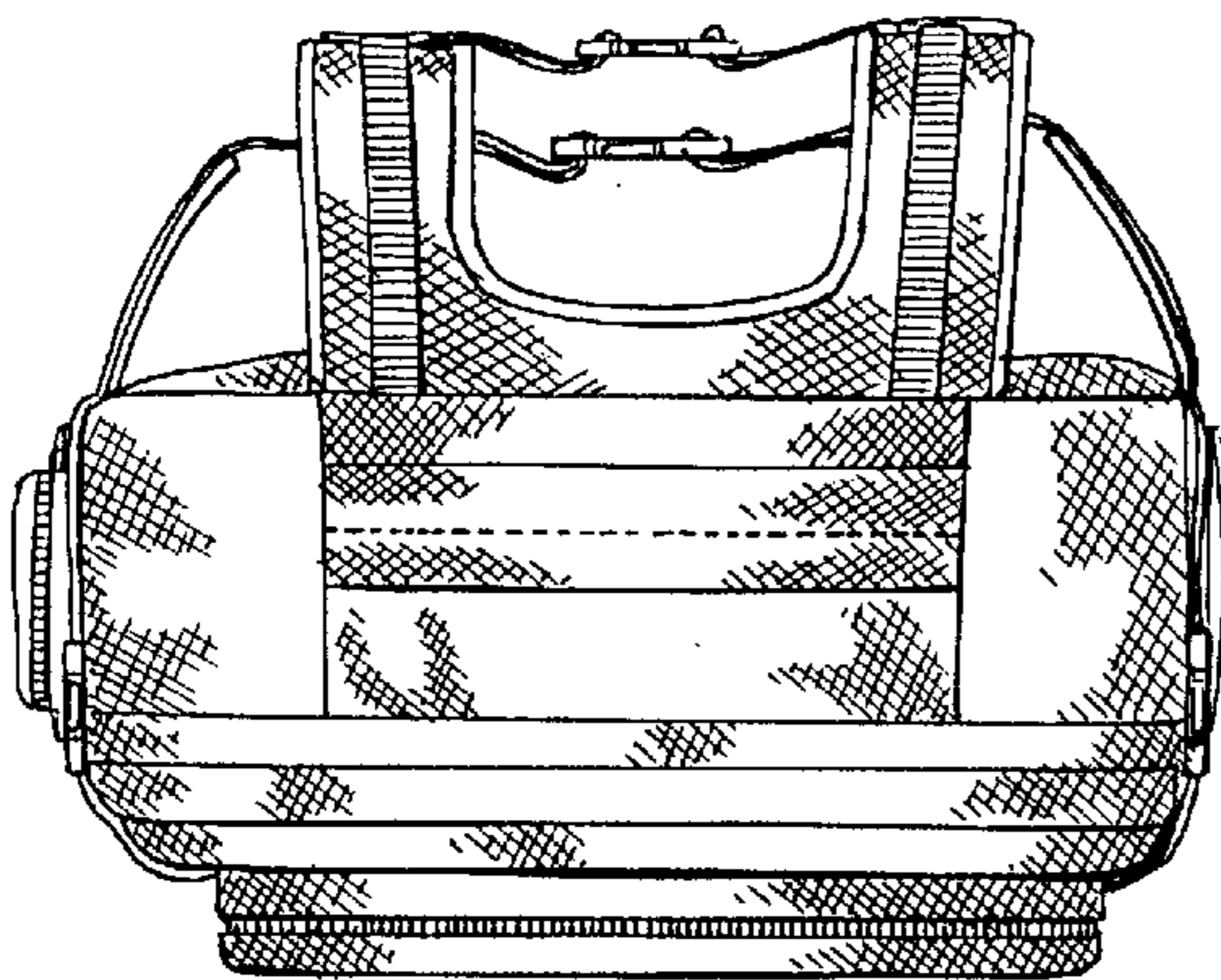
**1 Claim, 2 Drawing Sheets**



*FIG. 1*



*FIG. 2*



*FIG. 3*

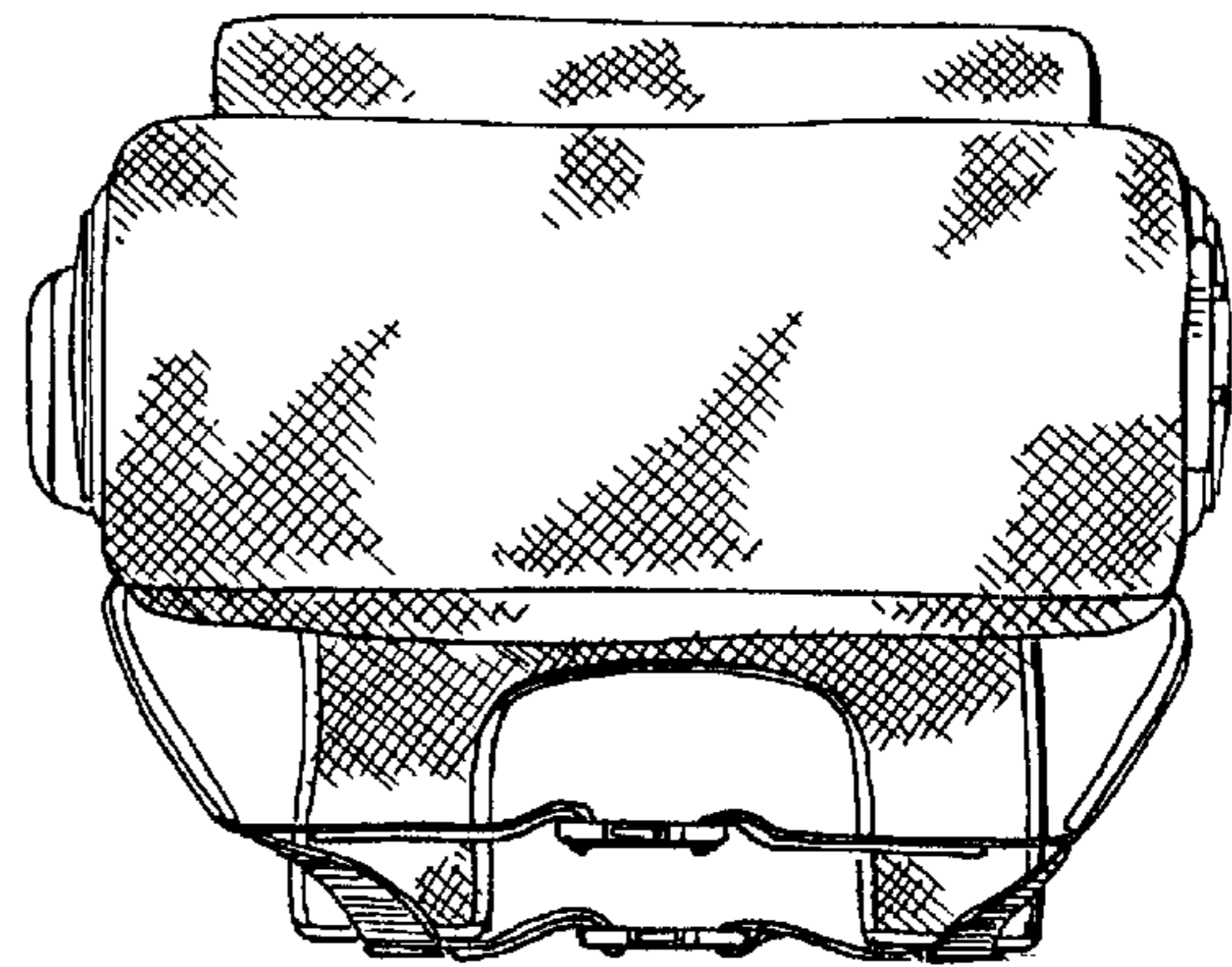




FIG. 4



FIG. 5

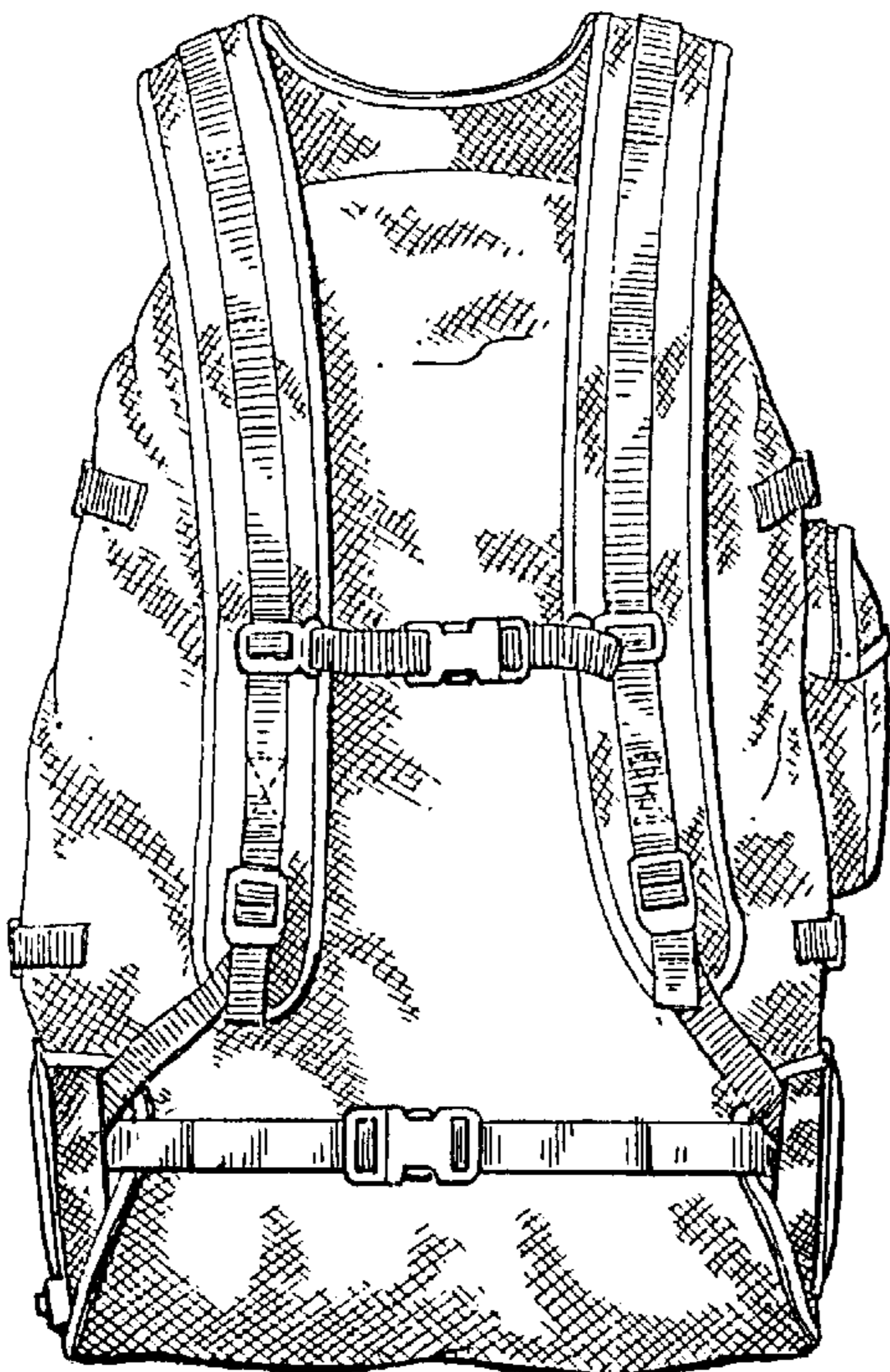


FIG. 6

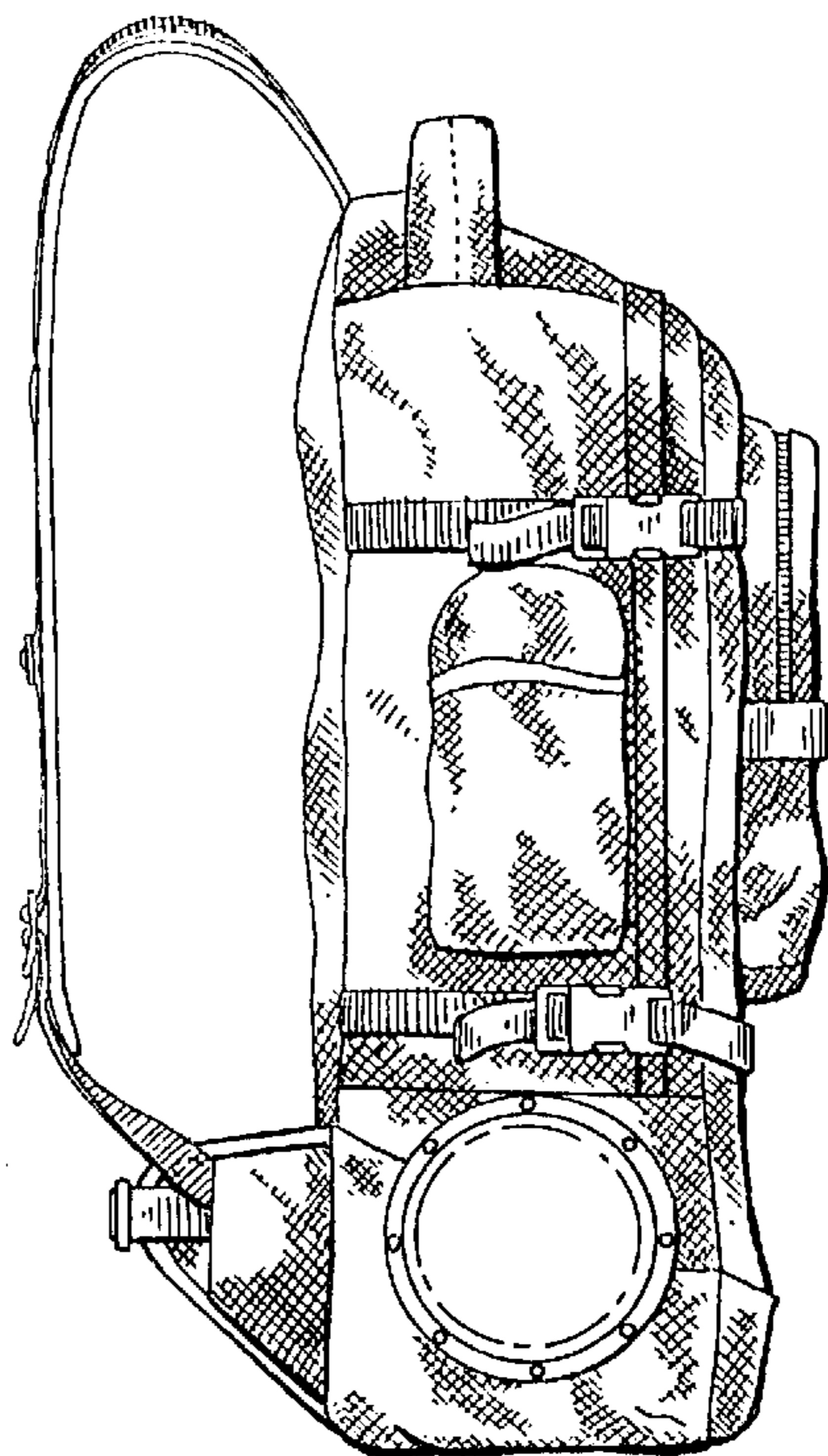


FIG. 7