



US00D489152S

(12) **United States Design Patent**
Sneddon

(10) **Patent No.:** **US D489,152 S**

(45) **Date of Patent:** **** Apr. 27, 2004**

(54) **CONSOLE FOR A LAUNDRY APPLIANCE**

(75) Inventor: **Kent Bradley Thomas Sneddon,**
Auckland (NZ)

(73) Assignee: **Fisher & Paykel Appliances Limited,**
Auckland (NZ)

(**) Term: **14 Years**

(21) Appl. No.: **29/169,012**

(22) Filed: **Oct. 11, 2002**

(51) **LOC (7) Cl.** **15-05**

(52) **U.S. Cl.** **D32/28**

(58) **Field of Search** D32/1-3, 5-6,
D32/8, 25, 28; 134/93, 56 R, 57 R, 560,
58 R, 58 D; 68/172-174; D7/406

(56) **References Cited**

U.S. PATENT DOCUMENTS

D253,770 S	*	12/1979	Flynn et al.	D32/3
5,067,938 A	*	11/1991	Uchida et al.	68/3 R
D445,224 S	*	7/2001	Costello	D32/1

* cited by examiner

Primary Examiner—Louis S. Zarfaz

Assistant Examiner—Robert A. Delehanty

(74) *Attorney, Agent, or Firm*—Trexler, Bushnell,
Giangiorgi, Blackstone & Marr, Ltd.

(57) **CLAIM**

The ornamental design for a console for a laundry appliance,
as shown and described.

DESCRIPTION

FIG. 1 is a perspective view of a console for a laundry
appliance according to my design;

FIG. 2 is a top plan view of the console;

FIG. 3 is a front elevational view of the console;

FIG. 4 is a rear elevational view of the console;

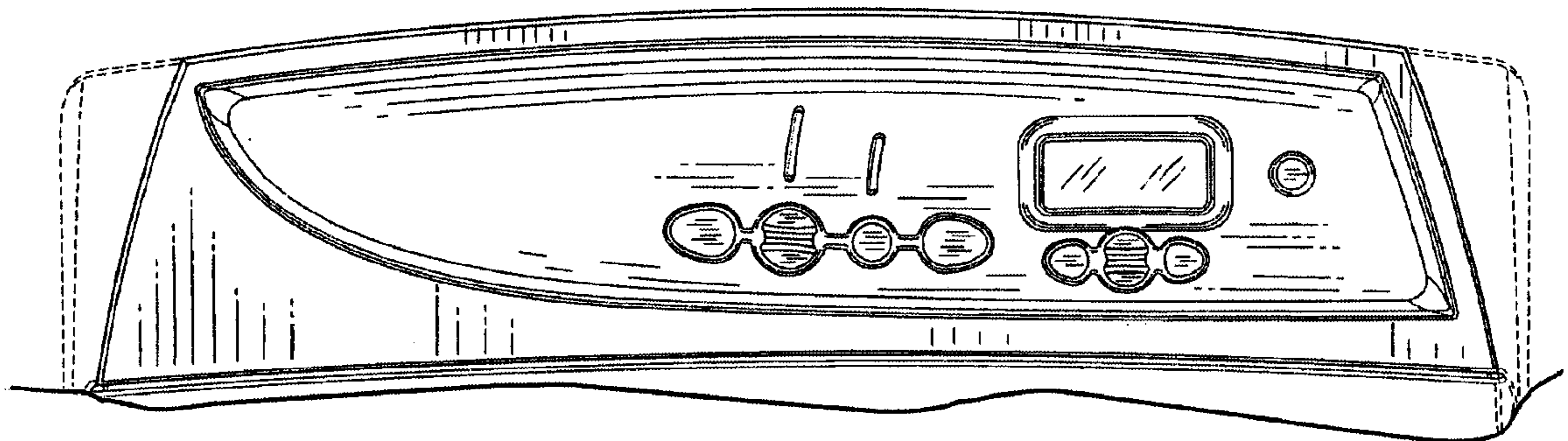
FIG. 5 is a left side elevational view of the console;

FIG. 6 is a right side elevational view of the console; and,

FIG. 7 is an enlarged top plan view of the console.

In each of the Figures, the console is shown positioned on
a broken line representation of a laundry appliance which is
for illustrative purposes only and forms no portion of the
claimed invention.

1 Claim, 4 Drawing Sheets



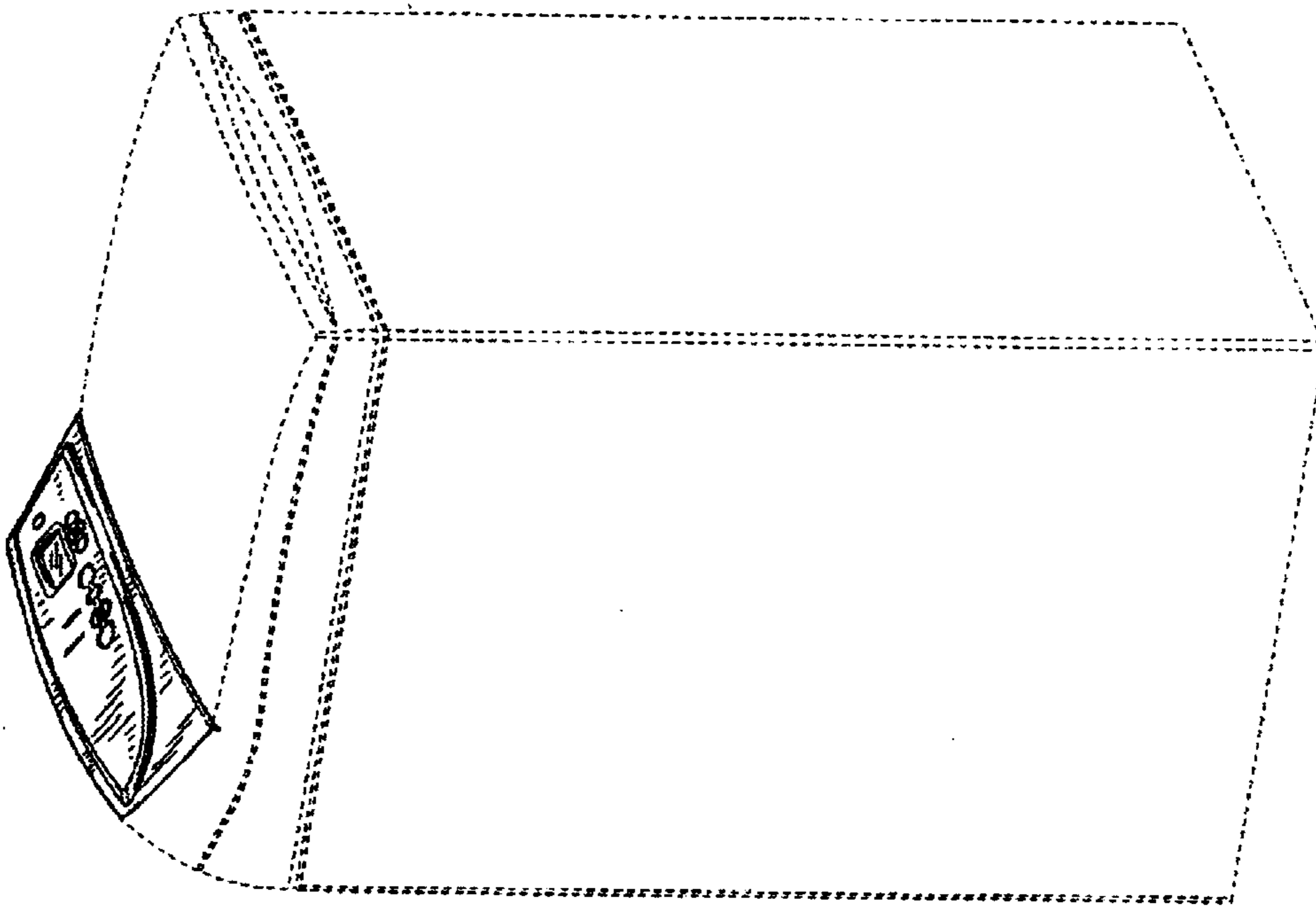


FIGURE 1

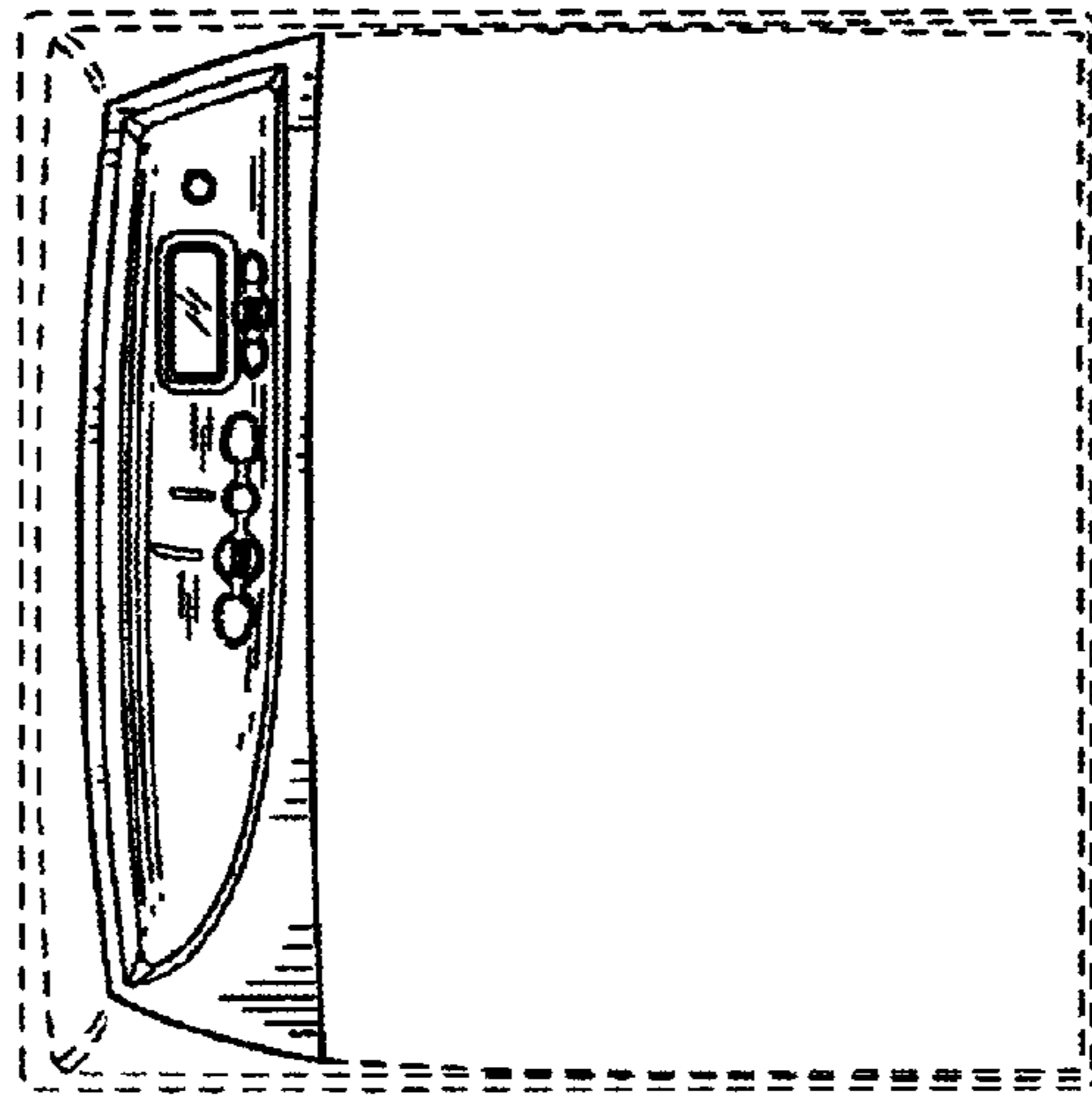


FIGURE 2




FIGURE 4



FIGURE 3



FIGURE 6



FIGURE 5

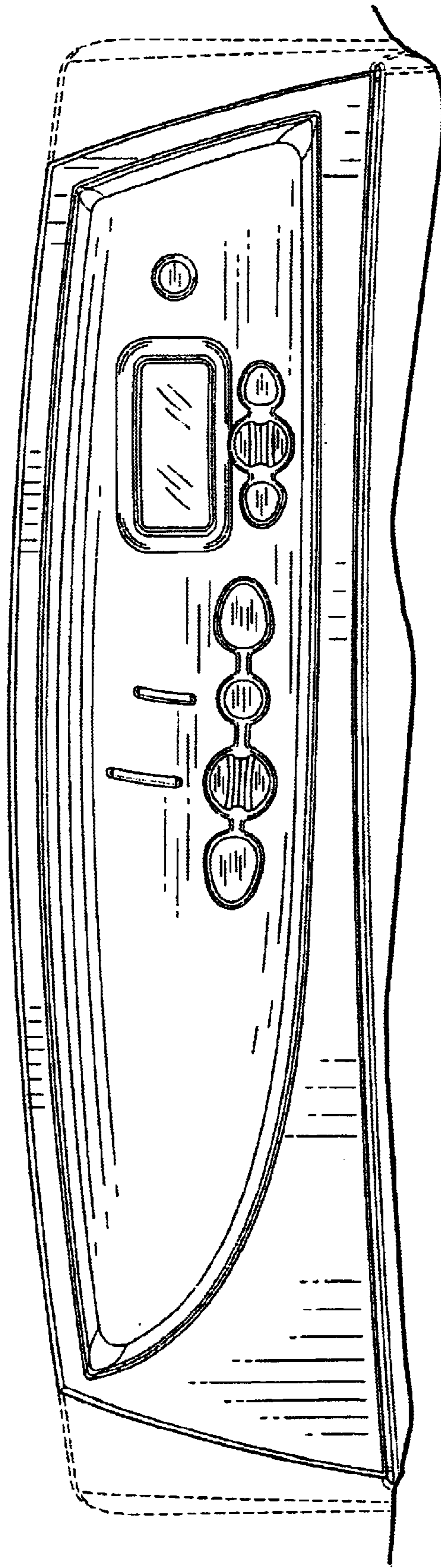


FIGURE 7