



US00D489141S

(12) **United States Design Patent**
Froech

(10) **Patent No.:** **US D489,141 S**

(45) **Date of Patent:** **** Apr. 27, 2004**

(54) **LIGHT TRANSMITTING PANEL**
(76) Inventor: **Andreas M. Froech**, 710 Pier Ave.,
Apt. 3, Santa Monica, CA (US) 90405
(**) Term: **14 Years**

D287,433 S * 12/1986 Ellers D5/53
4,703,405 A * 10/1987 Lewin 362/333
D327,543 S * 6/1992 Gardner D25/138
5,655,345 A * 8/1997 Thompson 52/306
5,813,186 A * 9/1998 Acksel 52/306
5,904,963 A * 5/1999 Blatter 52/306
D462,130 S * 8/2002 Kotler D25/157

(21) Appl. No.: **29/152,392**

* cited by examiner

(22) Filed: **Dec. 21, 2001**

Primary Examiner—Jennifer Rivard

(51) **LOC (7) Cl.** **25-01**

(74) *Attorney, Agent, or Firm*—Fitzpatrick, Cella, Harper & Scinto

(52) **U.S. Cl.** **D25/157; D26/120**

(58) **Field of Search** D26/120–122;
362/330, 331, 333, 339; D25/103, 138,
157; D5/53; 52/306

(57) **CLAIM**

The ornamental design for a light transmitting panel, as shown and described.

(56) **References Cited**

DESCRIPTION

U.S. PATENT DOCUMENTS

331,469 A * 12/1885 Baker D5/53
D220,806 S * 5/1971 Carroll D26/122
D226,625 S * 4/1973 Lewin D26/122
D246,741 S * 12/1977 Korn D26/122
D263,287 S * 3/1982 Maxeiner D26/122
D263,426 S * 3/1982 Sportelli D26/120

FIG. 1 is a plan view of the light transmitting panel; and, FIG. 2 is a cross-section view thereof, taken through section line labeled "2."

The front and back surfaces of the light transmitting panel are flat.

1 Claim, 1 Drawing Sheet

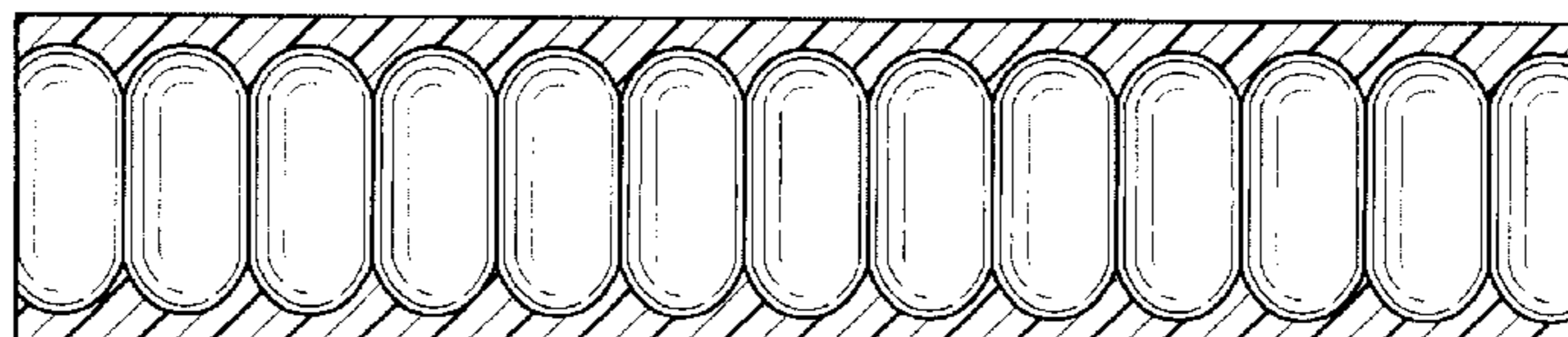
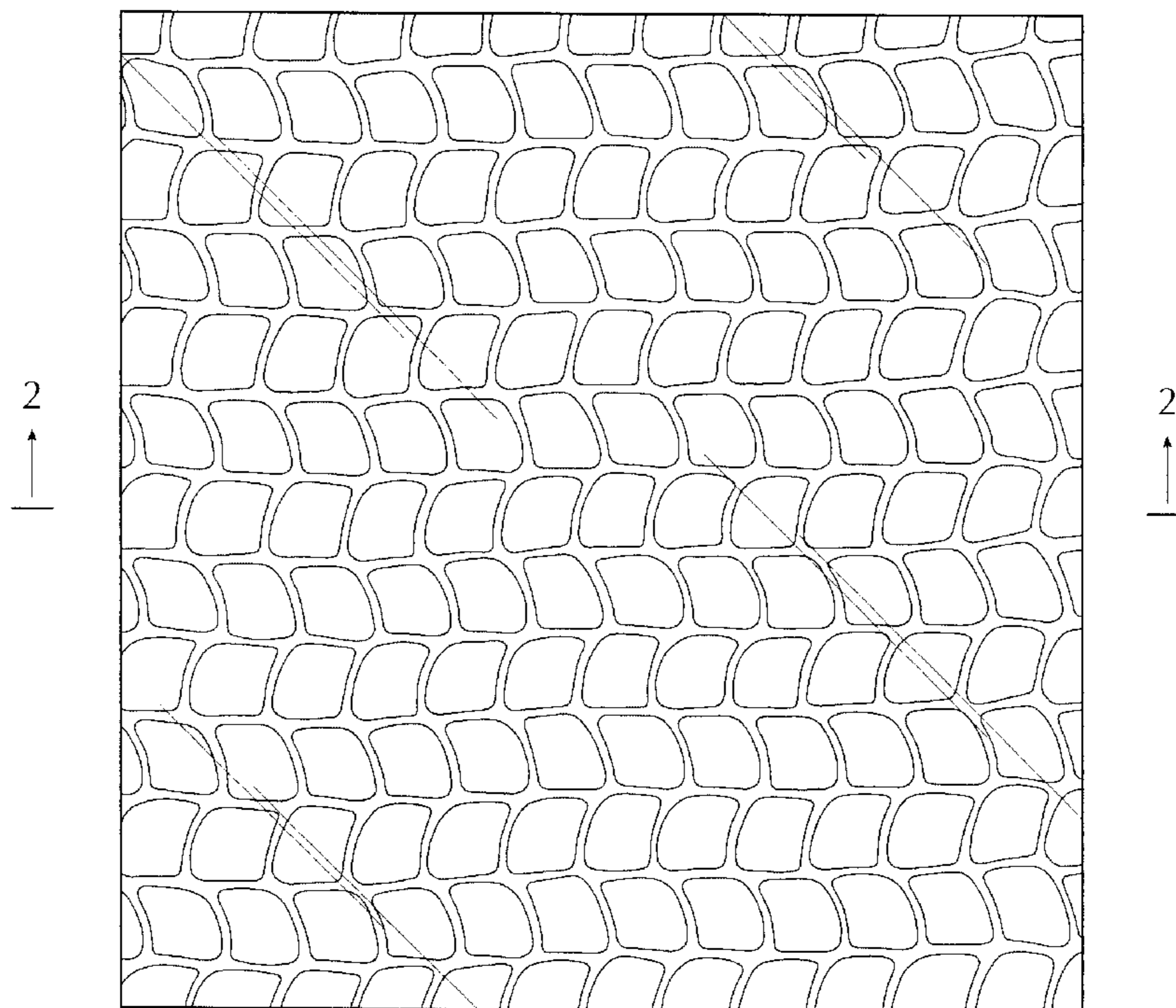


FIG. 1




FIG. 2

