



US00D489133S

(12) **United States Design Patent**
Shimizu

(10) **Patent No.:** **US D489,133 S**

(45) **Date of Patent:** **** Apr. 27, 2004**

(54) **EAR CLEANER**

6,033,417 A * 3/2000 Tseng 606/162
D432,239 S * 10/2000 Shimizu D24/151

(76) Inventor: **Kunio Shimizu**, 1-25-28-506
Totsukahigashi, Kawaguchi-shi,
Saitama-ken (JP), 333-0802

* cited by examiner

(**) Term: **14 Years**

Primary Examiner—Ian Simmons
(74) *Attorney, Agent, or Firm*—McGlew and Tuttle, P.C.

(21) Appl. No.: **29/165,217**

(22) Filed: **Aug. 7, 2002**

(57) **CLAIM**

The ornamental design for an ear cleaner, as shown and described.

(30) **Foreign Application Priority Data**

DESCRIPTION

Feb. 9, 2002 (JP) 2002-006976

FIG. 1 is a front view of my new and ornamental design for an ear cleaner;

(51) **LOC (7) Cl.** **24-02**

FIG. 2 is a left side view thereof;

(52) **U.S. Cl.** **D24/151; D24/133; D24/147**

FIG. 3 is a top view thereof; and,

(58) **Field of Search** D24/133, 147,
D24/151; 606/161, 162

FIG. 4 is a bottom view thereof.


A rear view of the ear cleaner is identical with a front view thereof and a right view of the ear cleaner is identical with a left view thereof. A part of the ear cleaner shown in broken lines is for illustrative purposes only and forms no part of the claimed design.

(56) **References Cited**

U.S. PATENT DOCUMENTS

5,632,756 A * 5/1997 Kruglick 606/162
5,715,850 A * 2/1998 Markgraaf 606/161

1 Claim, 1 Drawing Sheet



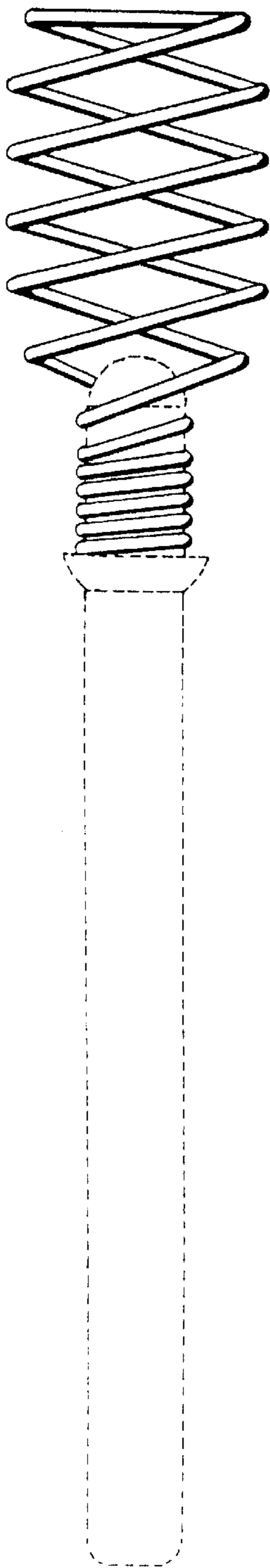


FIG. 1

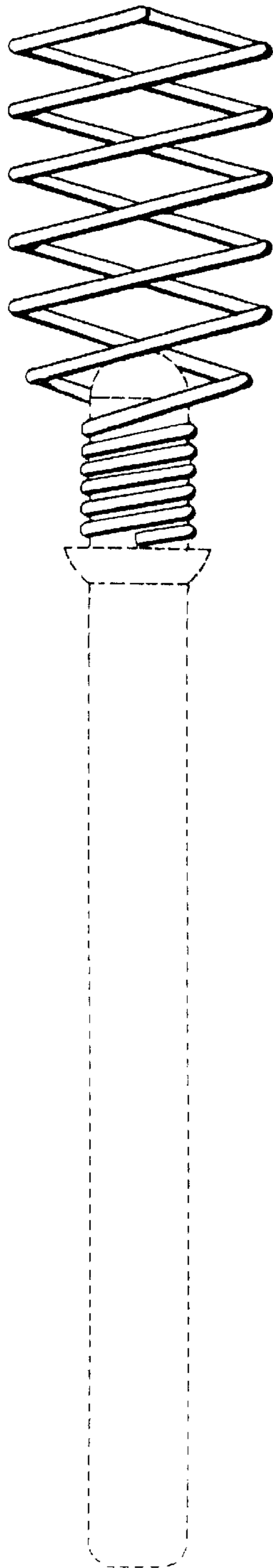


FIG. 2

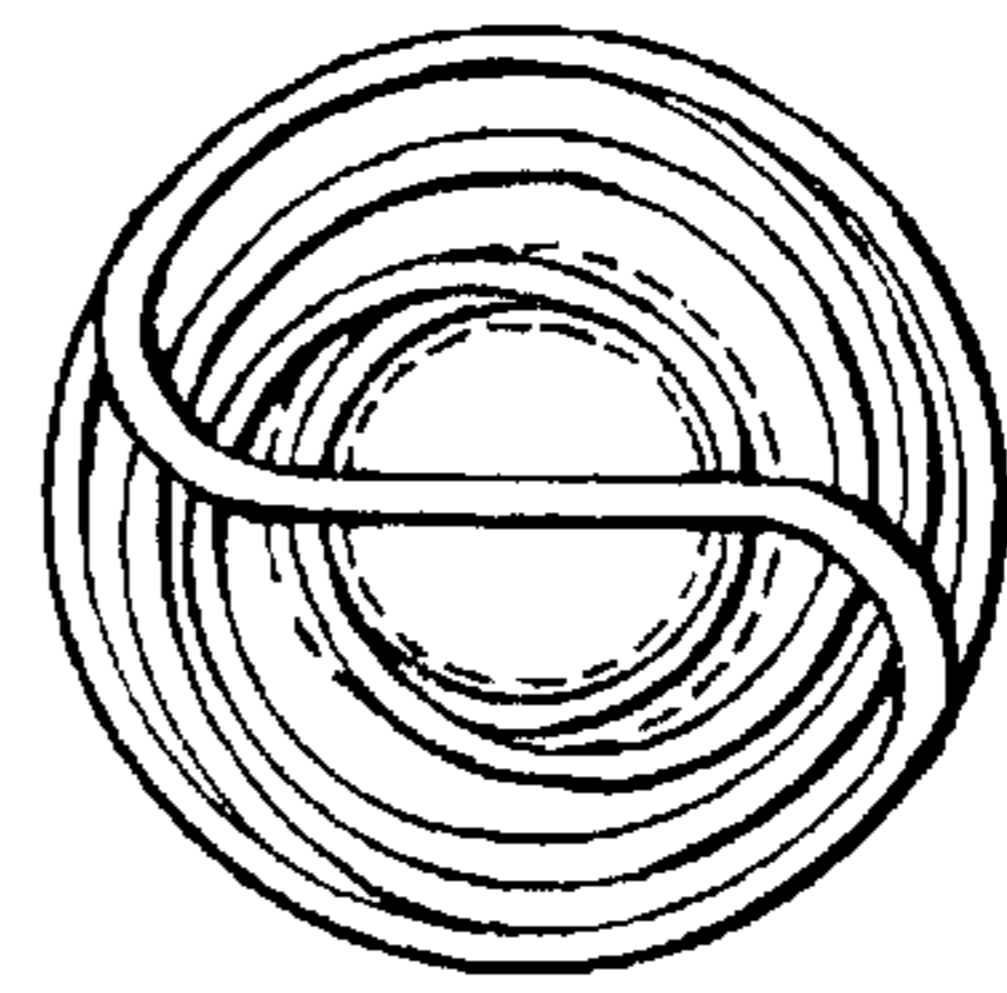


FIG. 3

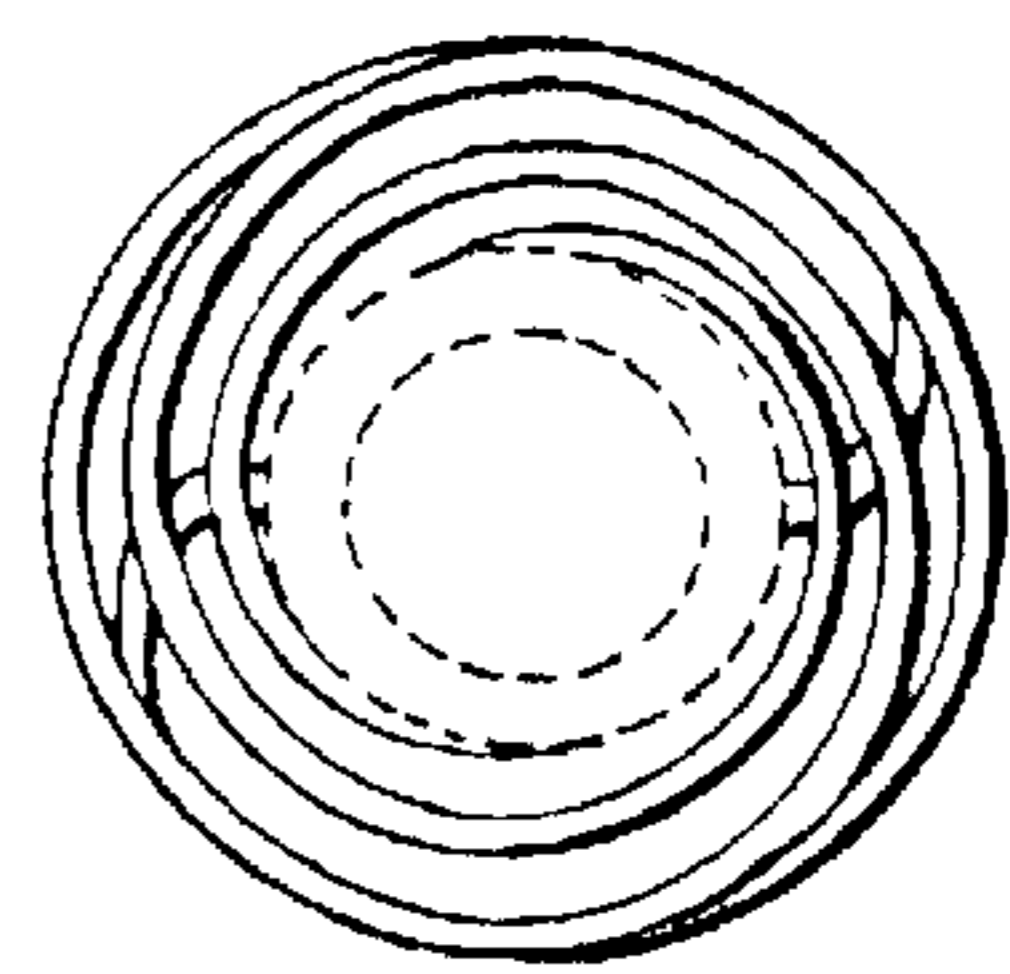


FIG. 4