



US00D489132S

(12) **United States Design Patent**  
**Inami**

(10) **Patent No.:** **US D489,132 S**

(45) **Date of Patent:** **\*\* Apr. 27, 2004**

(54) **RETINA BRUSH**

(75) Inventor: **Yoshiyuki Inami**, Tokyo (JP)

(73) Assignee: **Inami & Co., Ltd.**, Tokyo (JP)

(\*\*) Term: **14 Years**

(21) Appl. No.: **29/178,975**

(22) Filed: **Apr. 3, 2003**

(30) **Foreign Application Priority Data**

Oct. 11, 2002 (JP) ..... 2002-027876

(51) **LOC (7) Cl.** ..... **24-02**

(52) **U.S. Cl.** ..... **D24/150**

(58) **Field of Search** ..... D24/119, 150,  
D24/107; 606/1, 16, 107, 131, 159, 161,  
162, 156, 167, 170, 171

(56) **References Cited**

**U.S. PATENT DOCUMENTS**

5,066,276 A \* 11/1991 Wang ..... 604/521

5,562,691 A \* 10/1996 Tano et al. .... 606/166

5,921,998 A 7/1999 Tano et al.

\* cited by examiner

*Primary Examiner*—Stella Reid

(74) *Attorney, Agent, or Firm*—Armstrong, Kratz, Quintos,  
Hanson & Brooks, LLP

(57) **CLAIM**

The ornamental design for a retina brush, as shown and described.

**DESCRIPTION**

FIG. 1 is a perspective view of a retina brush, showing my new design;

FIG. 2 is an enlarged front elevational view thereof, shown cut away for ease of illustration;

FIG. 3 is an enlarged rear elevational view thereof;

FIG. 4 is an enlarged top plan view thereof;

FIG. 5 is an enlarged bottom plan view thereof;

FIG. 6 is a left side elevational view thereof;

FIG. 7 is a right side elevational view thereof;

FIG. 8 is an enlarged cross-sectional view thereof, taken along line VIII—VIII of FIG. 2;

FIG. 9 is an enlarged left side elevational view thereof;

FIG. 10 is an enlarged right side elevational view thereof;

FIG. 11 is a perspective view thereof, showing the article in assembling condition; and,

FIG. 12 is a perspective view thereof, in use condition.

The broken line showing is for illustrative purposes only and forms no part of the claimed design.

**1 Claim, 5 Drawing Sheets**

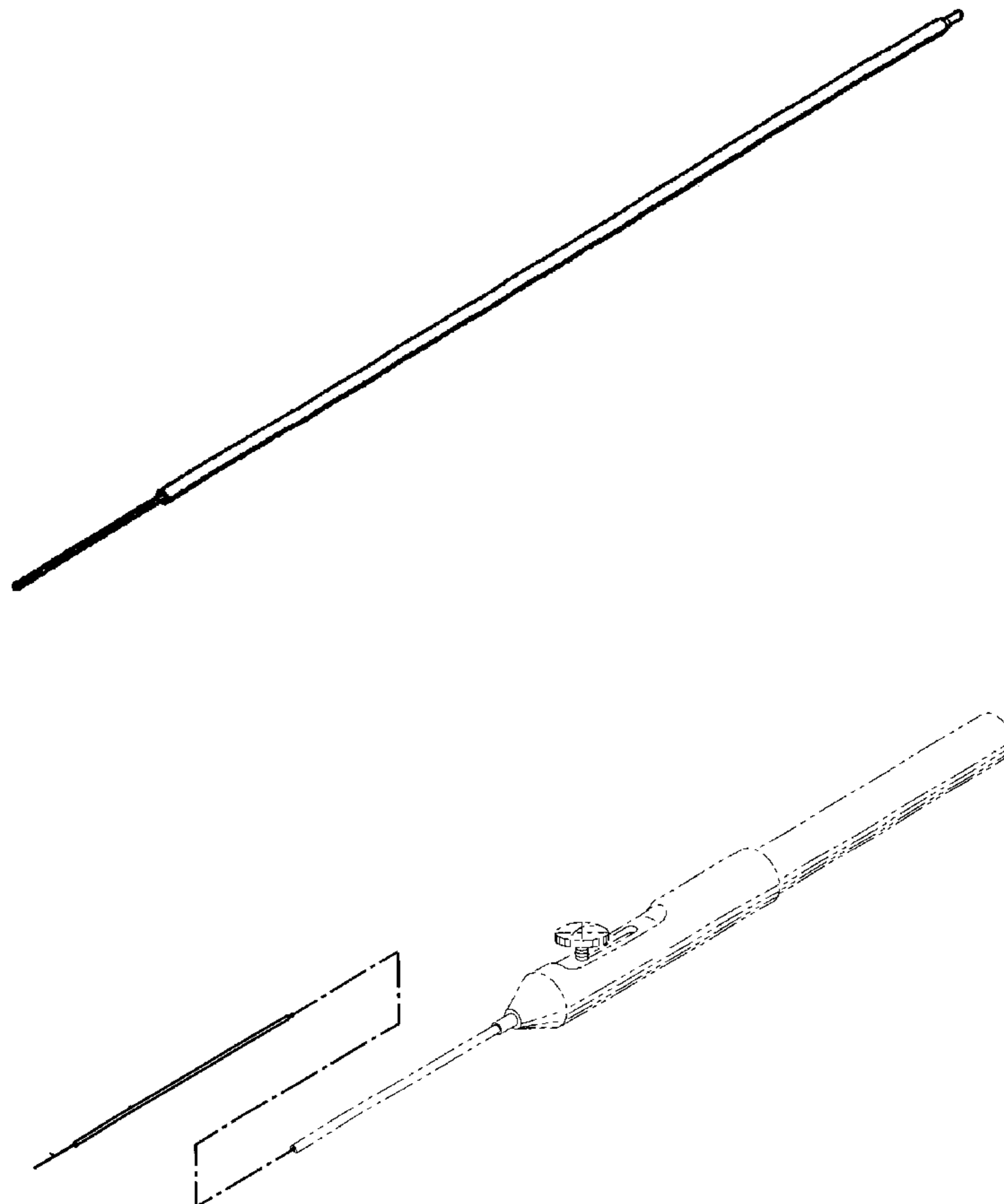


FIG.1




FIG.2

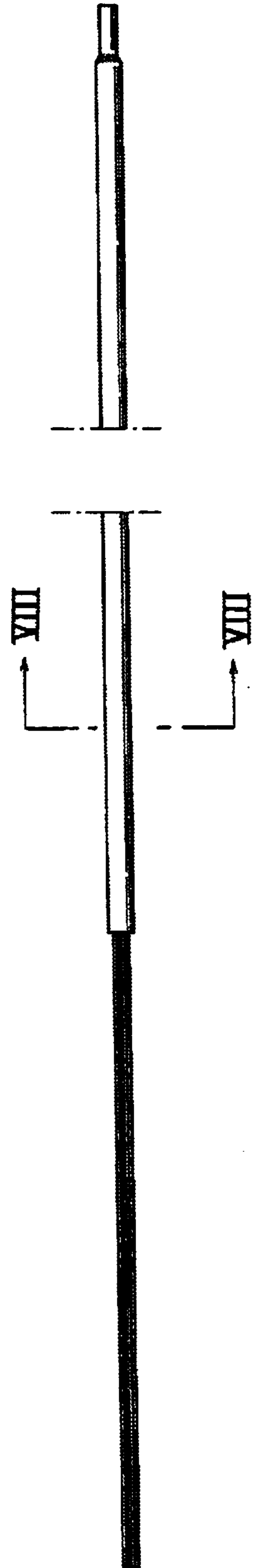


FIG.3

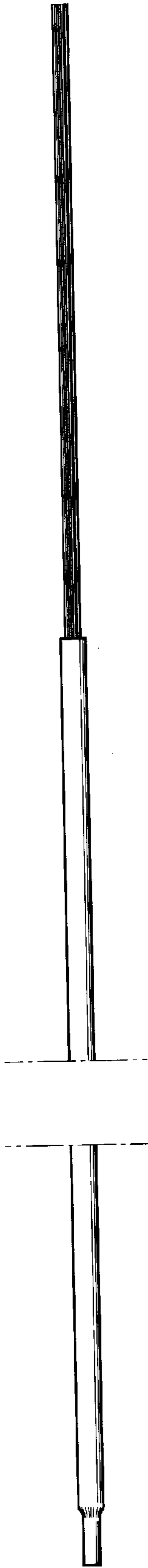


FIG.4

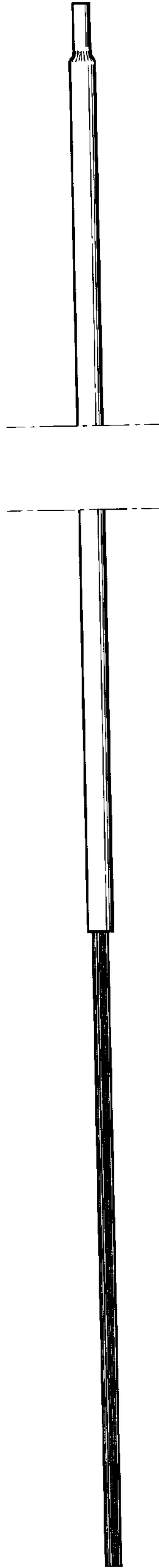


FIG.5

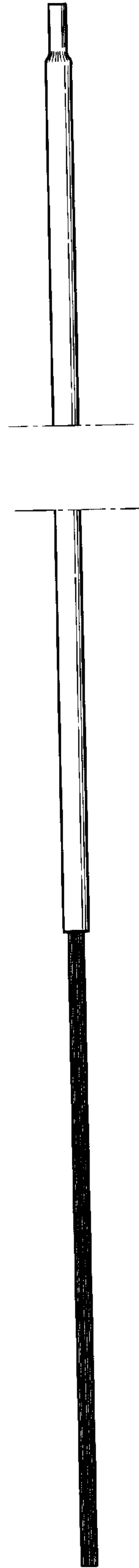


FIG. 6



FIG. 7



FIG. 8




FIG. 9

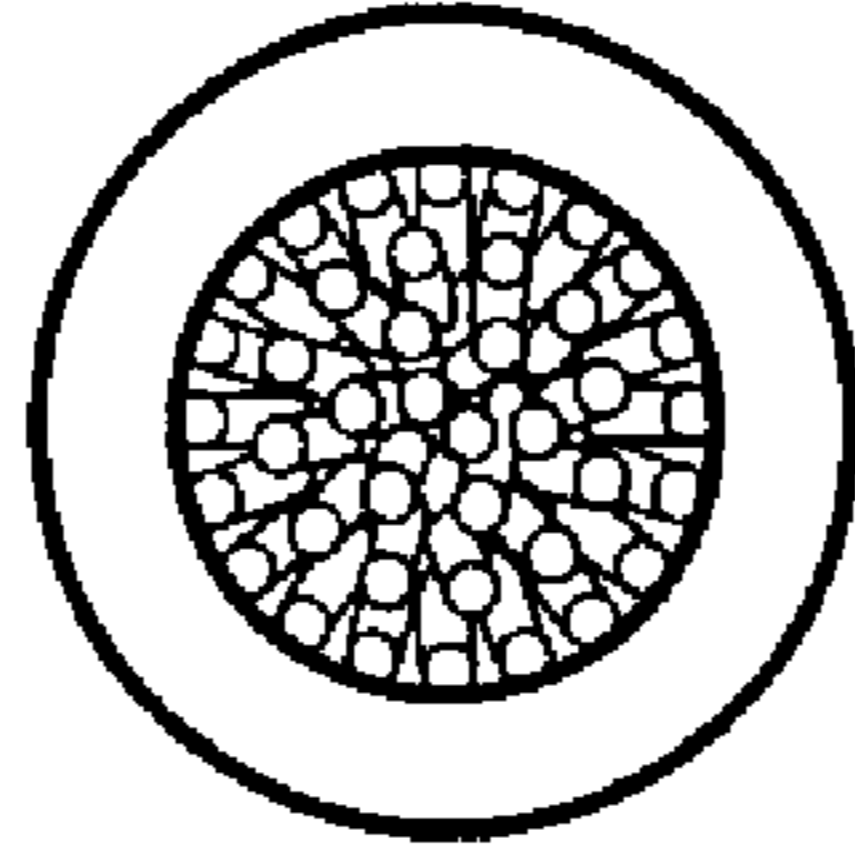


FIG. 10

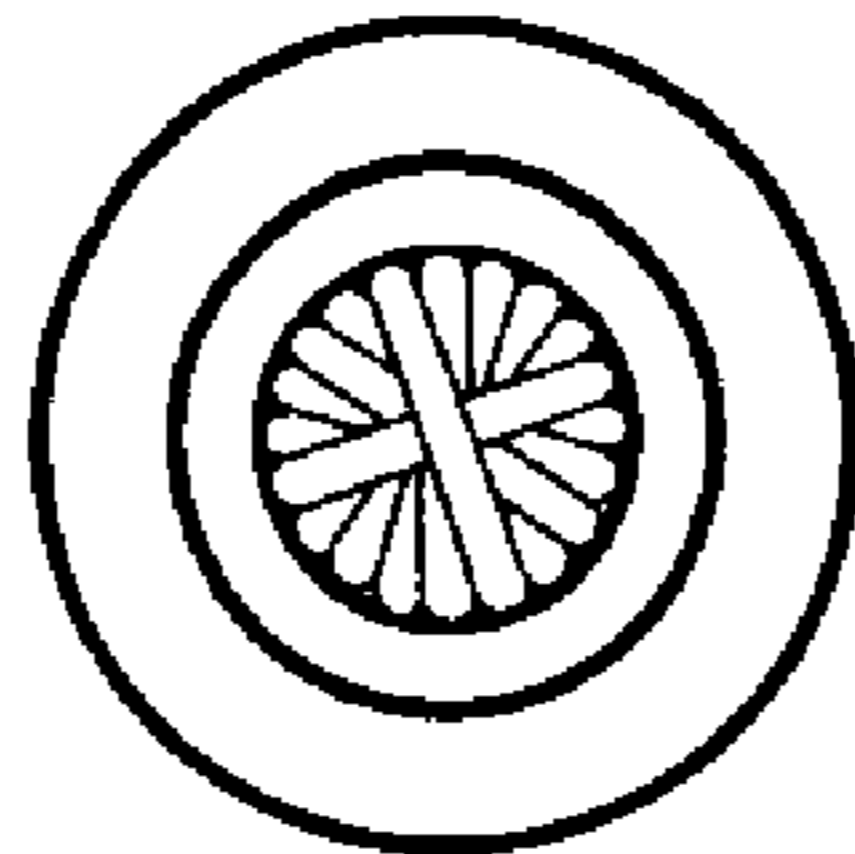


FIG.11




FIG.12

