



US00D489125S

(12) **United States Design Patent**
Drake

(10) **Patent No.:** **US D489,125 S**

(45) **Date of Patent:** **** Apr. 27, 2004**

(54) **COVER FOR A PROPANE HEATER**

(76) Inventor: **Alison Mary Drake**, 4100 E. 5th St.,
Long Beach, CA (US) 90814

(**) Term: **14 Years**

(21) Appl. No.: **29/181,694**

(22) Filed: **May 14, 2003**

(51) **LOC (7) Cl.** **23-02**

(52) **U.S. Cl.** **D23/386**

(58) **Field of Search** D23/328, 342,
D23/332, 386; D26/51, 158, 119; 126/90 A,
92 A, 92 B, 92 AC; 43/112, 113, 109

(56) **References Cited**

U.S. PATENT DOCUMENTS

1,395,485 A	11/1921	Duncan et al.
3,444,799 A	5/1969	Covington
D325,963 S	5/1992	Anderson
5,318,821 A	6/1994	Bradley, Jr.
5,694,866 A	12/1997	Muller
5,964,233 A	10/1999	Clark et al.
D429,324 S	8/2000	Olson et al.
6,102,031 A	8/2000	Waters

D446,290 S	8/2001	Jeng
D447,796 S	9/2001	Resmo et al.
6,298,866 B1	10/2001	Molnar, IV
D450,816 S	11/2001	Bilotti
6,336,450 B1	1/2002	Collet
D455,204 S	4/2002	Bossler
D456,498 S	4/2002	Jeng
D470,932 S	* 2/2003	Smith et al. D23/386

* cited by examiner

Primary Examiner—Brian N. Vinson
(74) *Attorney, Agent, or Firm*—Synnestvedt, Lechner &
Woodbridge, LLP; Richard C. Woodbridge, Esq

(57) **CLAIM**

The ornamental design for a cover for a propane heater, as shown and described.

DESCRIPTION

FIG. 1 —Front perspective view of the cover showing the propane space heater in phantom;
FIG. 2 —Side elevational view thereof;
FIG. 3 —Top plan view thereof; and,
FIG. 4 —Bottom plan view thereof.

1 Claim, 1 Drawing Sheet

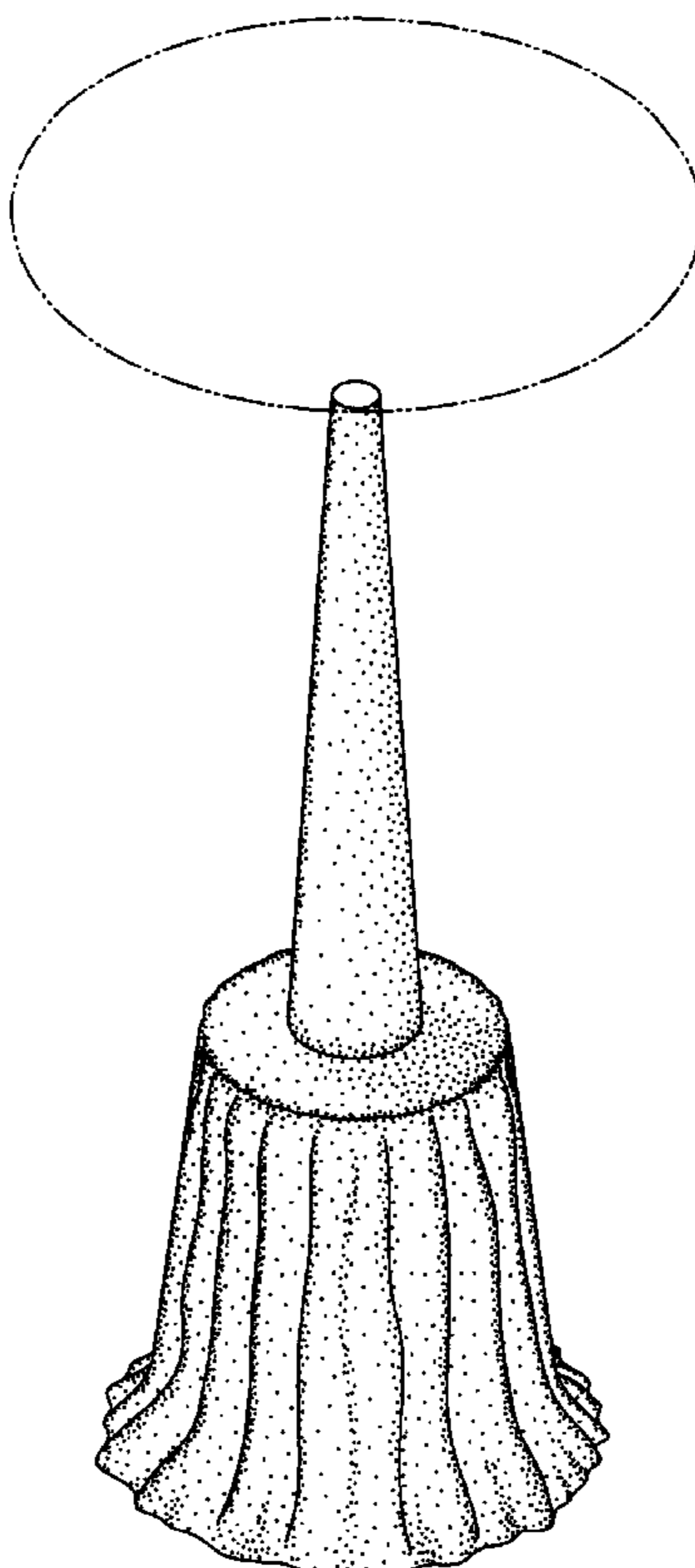


FIG. 1

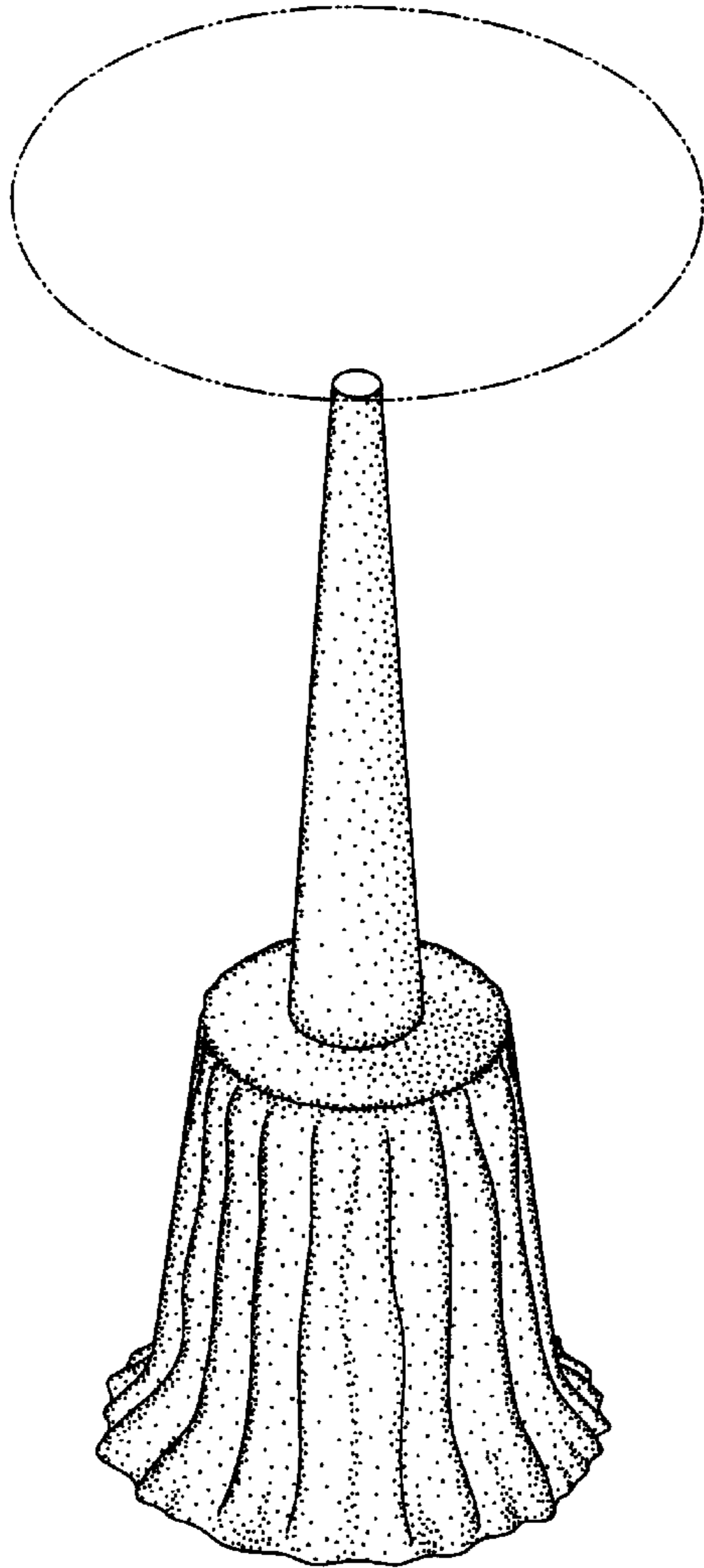


FIG. 2

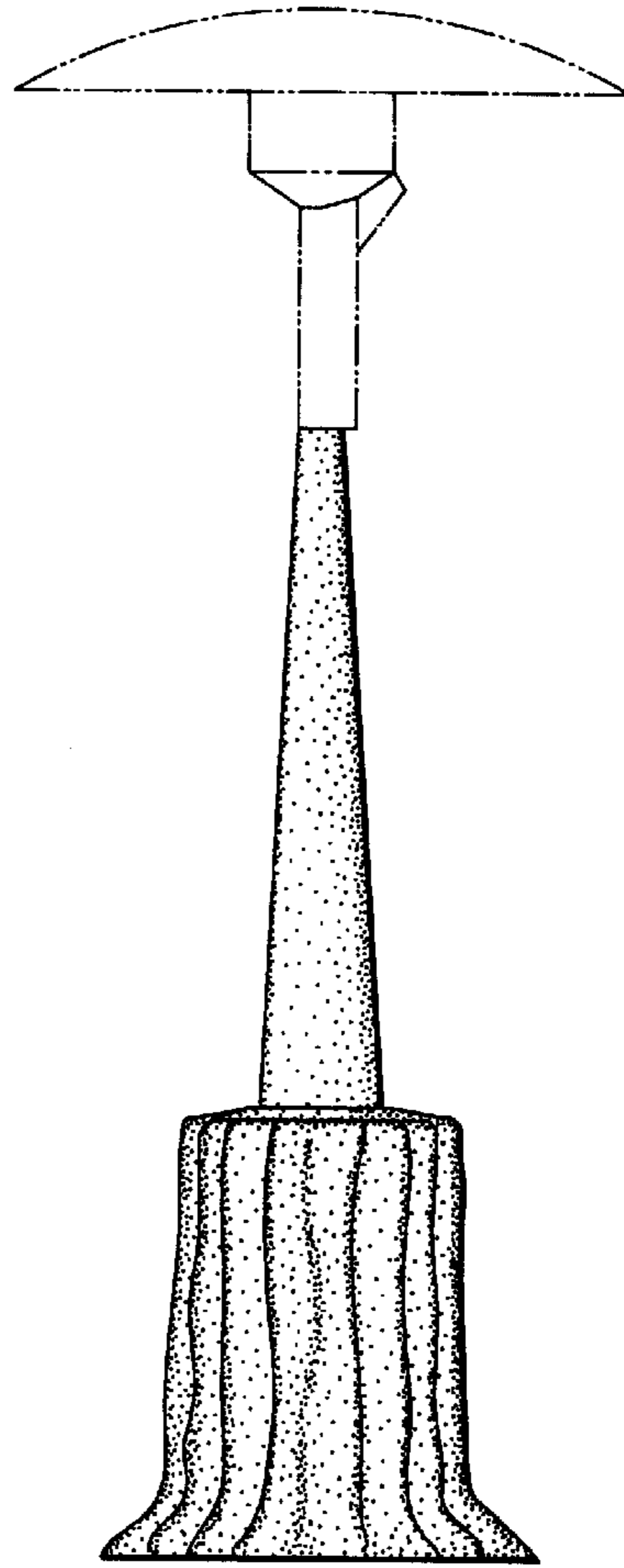


FIG. 3

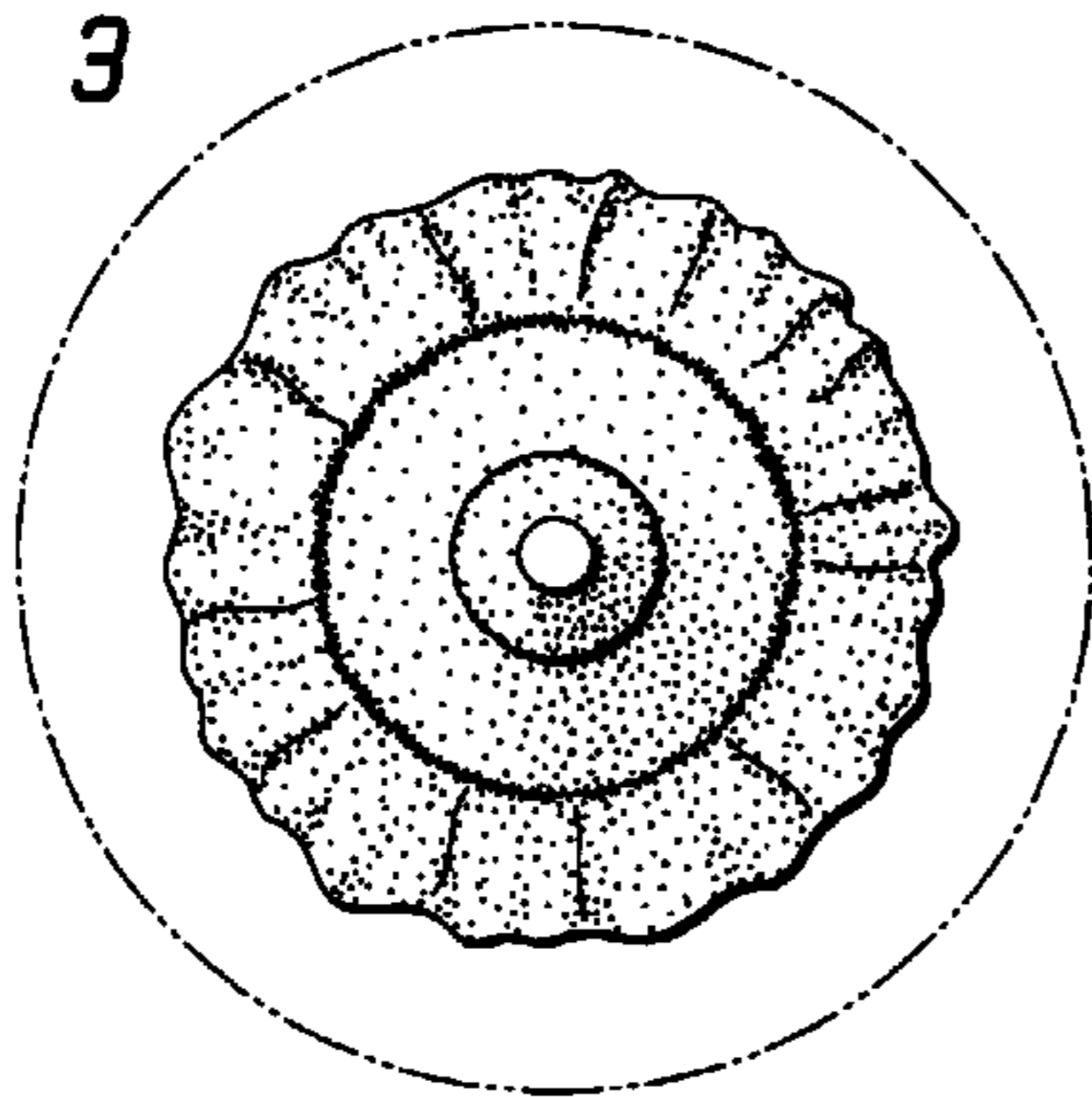


FIG. 4

