



US00D489085S

(12) **United States Design Patent**
Willat et al.

(10) **Patent No.:** **US D489,085 S**

(45) **Date of Patent:** **** Apr. 27, 2004**

(54) **PEN**
(75) **Inventors:** **Boyd Willat**, Los Angeles, CA (US);
Paul Bob Velick, Santa Monica, CA
(US); **Robert Portillo**, Carlsbad, CA
(US); **Jeffrey M. Garcia**, Carlsbad, CA
(US)

6,227,743 B1 * 5/2001 Robb 401/243
6,254,295 B1 * 7/2001 Cheng 401/30
D446,213 S * 8/2001 Chen et al. D14/411
D451,549 S * 12/2001 Willat et al. D19/55
D456,842 S * 5/2002 Ono D19/36
D457,185 S * 5/2002 Ham D19/36
D457,187 S * 5/2002 Mittersinker et al. D19/51
D458,635 S * 6/2002 Boyle et al. D19/36

(73) **Assignee:** **Willat**, Carlsbad, CA (US)

* cited by examiner

(**) **Term:** **14 Years**

Primary Examiner—Martie K. Holtje

(21) **Appl. No.:** **29/170,536**

(74) *Attorney, Agent, or Firm*—Marshall, Gerstein & Borun

(22) **Filed:** **Nov. 7, 2002**

(57) **CLAIM**

(51) **LOC (7) Cl.** **19-06**

We claim the ornamental design for a pen, as shown and described.

(52) **U.S. Cl.** **D19/36; D19/51; D19/55;**
D19/56; D14/411

DESCRIPTION

(58) **Field of Search** D19/35, 36, 41-51,
D19/53-58, 81-85; D14/411; 401/17, 18,
6, 7, 34, 37, 88, 99, 100, 101, 30, 103-106,
107-110, 111-117, 209, 52, 195, 243; 345/179-183;
178/19.01-19.05

FIG. 1 is a top left perspective view of a pen embodying our new design.

FIG. 2 is a front elevational view of the pen of FIG. 1;

FIG. 3 is a left side elevational view of the pen of FIG. 1;

FIG. 4 is a rear elevational view of the pen of FIG. 1;

FIG. 5 is a top plan view of the pen of FIG. 1; and,

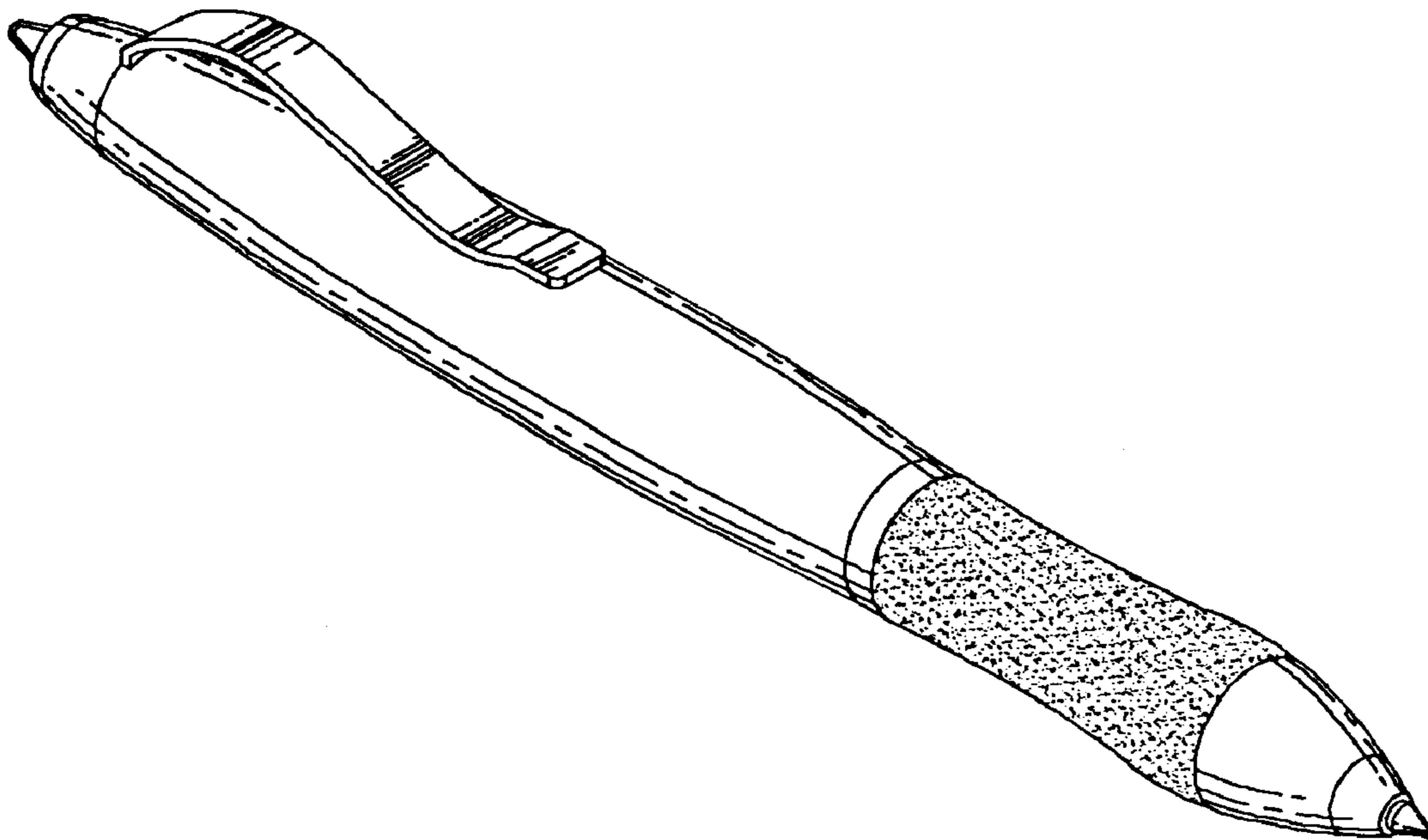
FIG. 6 is a bottom plan view of the pen of FIG. 1.

(56) **References Cited**

U.S. PATENT DOCUMENTS

5,564,850 A * 10/1996 Nagaoka 401/37

1 Claim, 1 Drawing Sheet



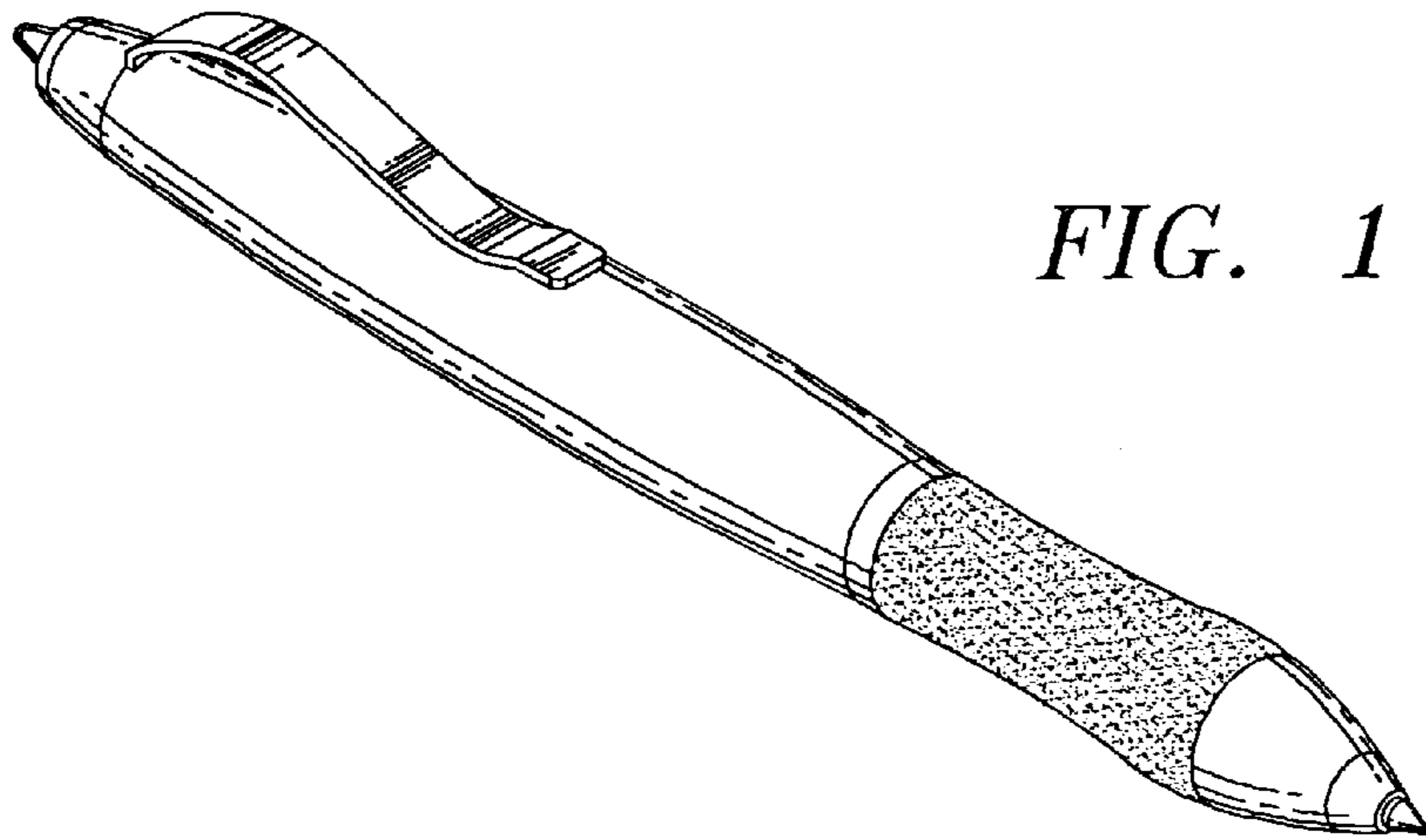


FIG. 1




FIG. 2

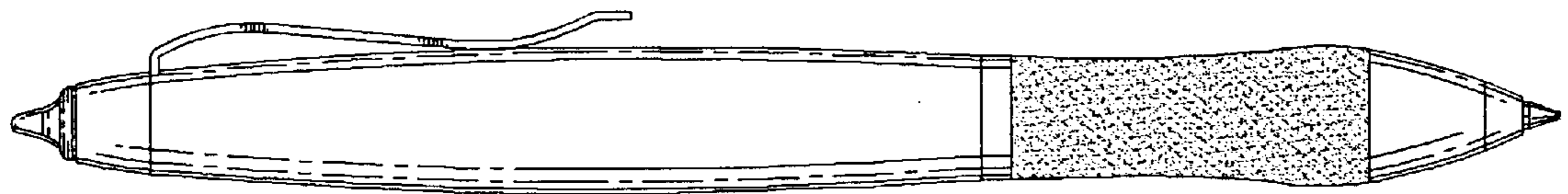


FIG. 3




FIG. 4



FIG. 5

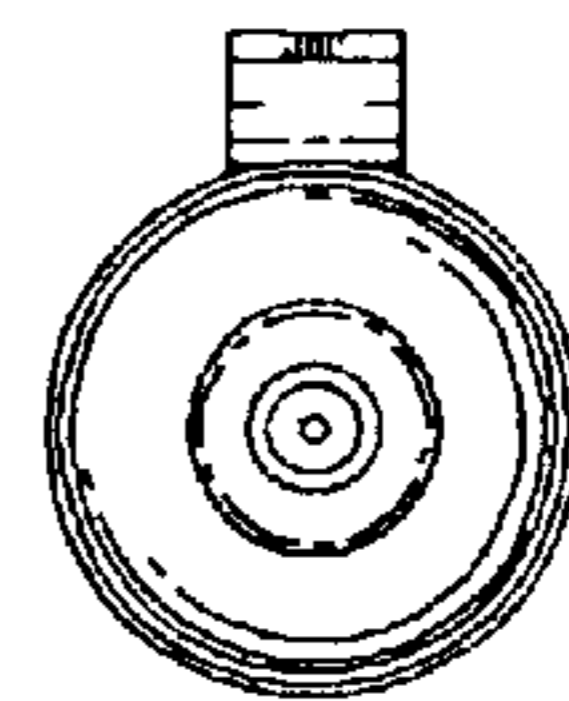


FIG. 6