



US00D489069S

(12) **United States Design Patent**
Lin

(10) **Patent No.:** **US D489,069 S**

(45) **Date of Patent:** **** Apr. 27, 2004**

(54) **MEMORY CARD ADAPTER**

D433,381 S * 11/2000 Talesfore
D434,040 S * 11/2000 Yasufuku et al.
D492,598 * 5/2001 Wallace et al.

(75) Inventor: **Ming Chun Lin**, Taipei (TW)

(73) Assignee: **SCM Microsystems, Inc.**, Fremont, CA (US)

OTHER PUBLICATIONS

Photocopy of Mercedes Electronic Key with date as early as 1998.

“Rainbow Technologies’ iKey Solutions” web site printout, Mar. 16, 2000.

(**) Term: **14 Years**

* cited by examiner

(21) Appl. No.: **29/163,867**

(22) Filed: **Jul. 12, 2002**

Primary Examiner—M. H. Tung

(74) *Attorney, Agent, or Firm*—Finnegan, Henderson, Farabow, Garrett & Dunner

Related U.S. Application Data

(60) Division of application No. 29/122,993, filed on May 4, 2000, now Pat. No. Des. 465,784, which is a continuation-in-part of application No. 29/119,017, filed on Feb. 22, 2000, now Pat. No. Des. 447,482.

(57) **CLAIM**

The ornamental design for a memory card adapter, as shown and described.

(51) **LOC (7) Cl.** **14-02**

(52) **U.S. Cl.** **D14/433**

(58) **Field of Search** D14/432-3, 435-6;
D13/146-7, 199, 110, 123; 361/686, 146,
736-7, 728, 801; 439/152, 156

DESCRIPTION

FIG. 1 is a front perspective view of a memory card adapter of the invention;

FIG. 2 is a top plan view thereof;

FIG. 3 is a front elevational view thereof;

FIG. 4 is a right side elevational view thereof;

FIG. 5 is a left side elevational view thereof;

FIG. 6 is a rear elevational view thereof; and,

FIG. 7 is a bottom plan view thereof.

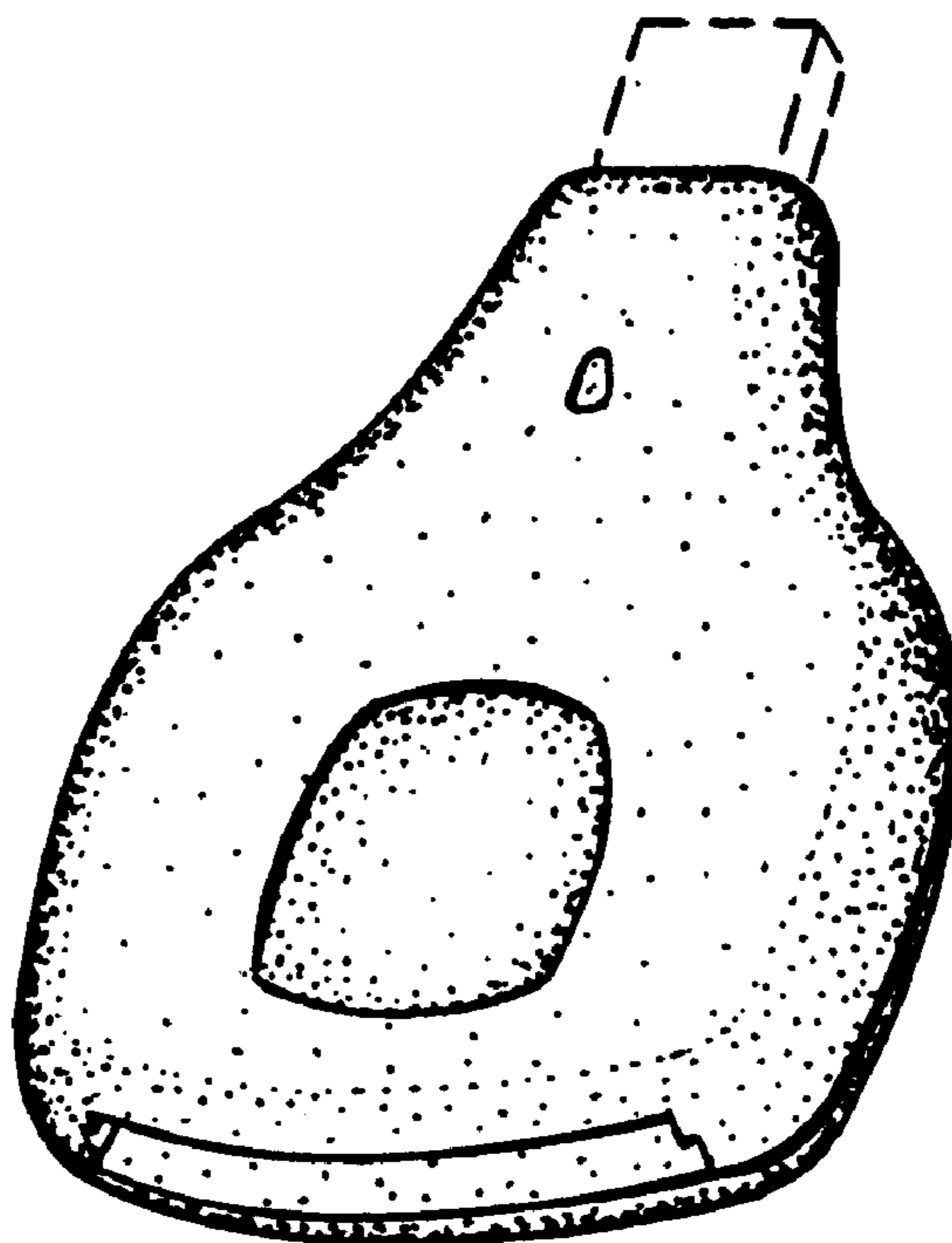
The broken line drawing in FIGS. 1, 2, 4, 5 and 7 is for illustrative purposes only and forms no part of the claimed design.

(56) **References Cited**

U.S. PATENT DOCUMENTS

- D327,879 S * 7/1992 Lon
- D361,989 S * 9/1995 Cox
- D372,708 S * 8/1996 Hetherington
- D393,480 S * 4/1998 Komuta et al.
- D415,131 S * 10/1999 Chang
- D416,226 S * 11/1999 Lohrding et al.
- D432,540 S * 10/2000 Laity et al.

1 Claim, 2 Drawing Sheets



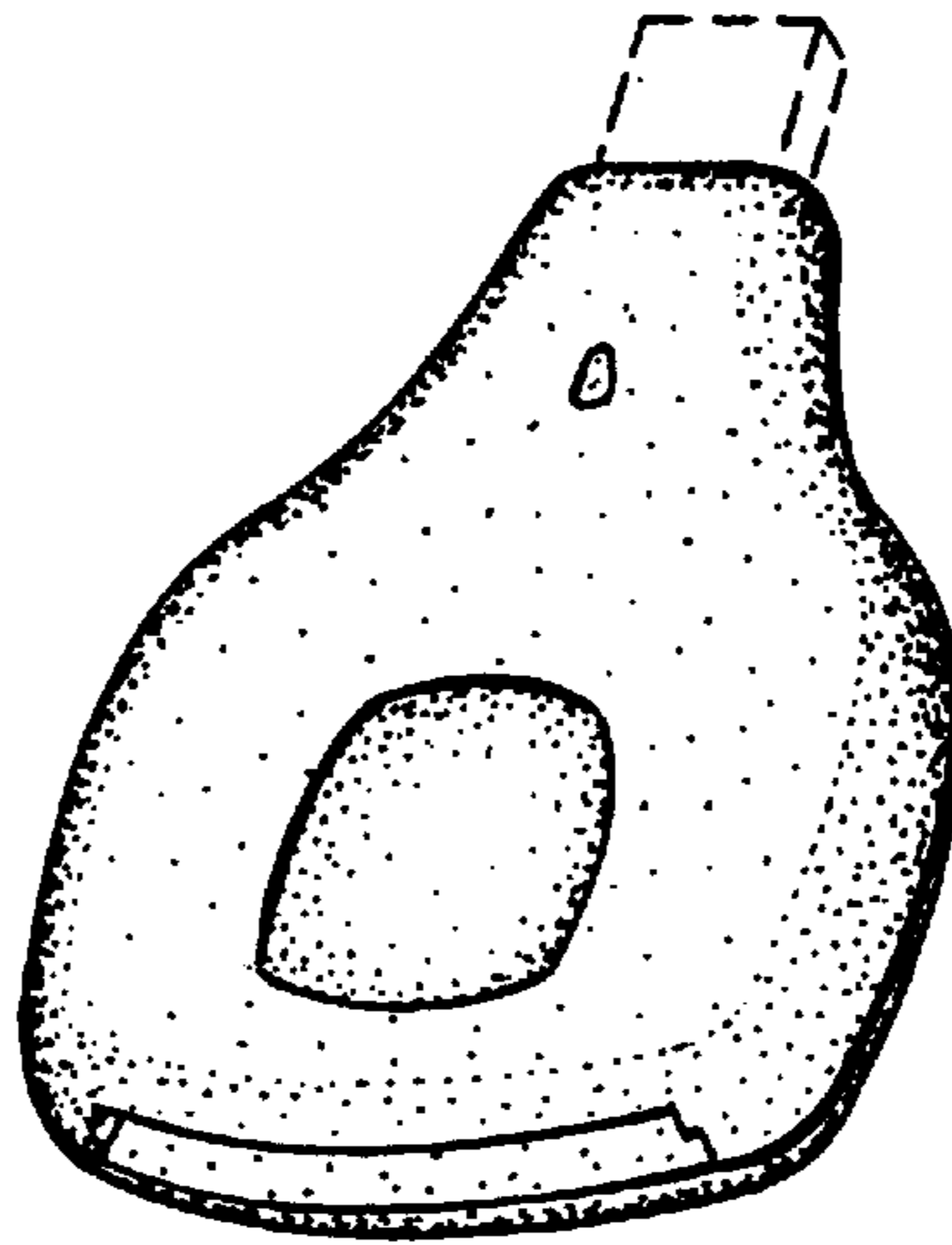


FIG. 1

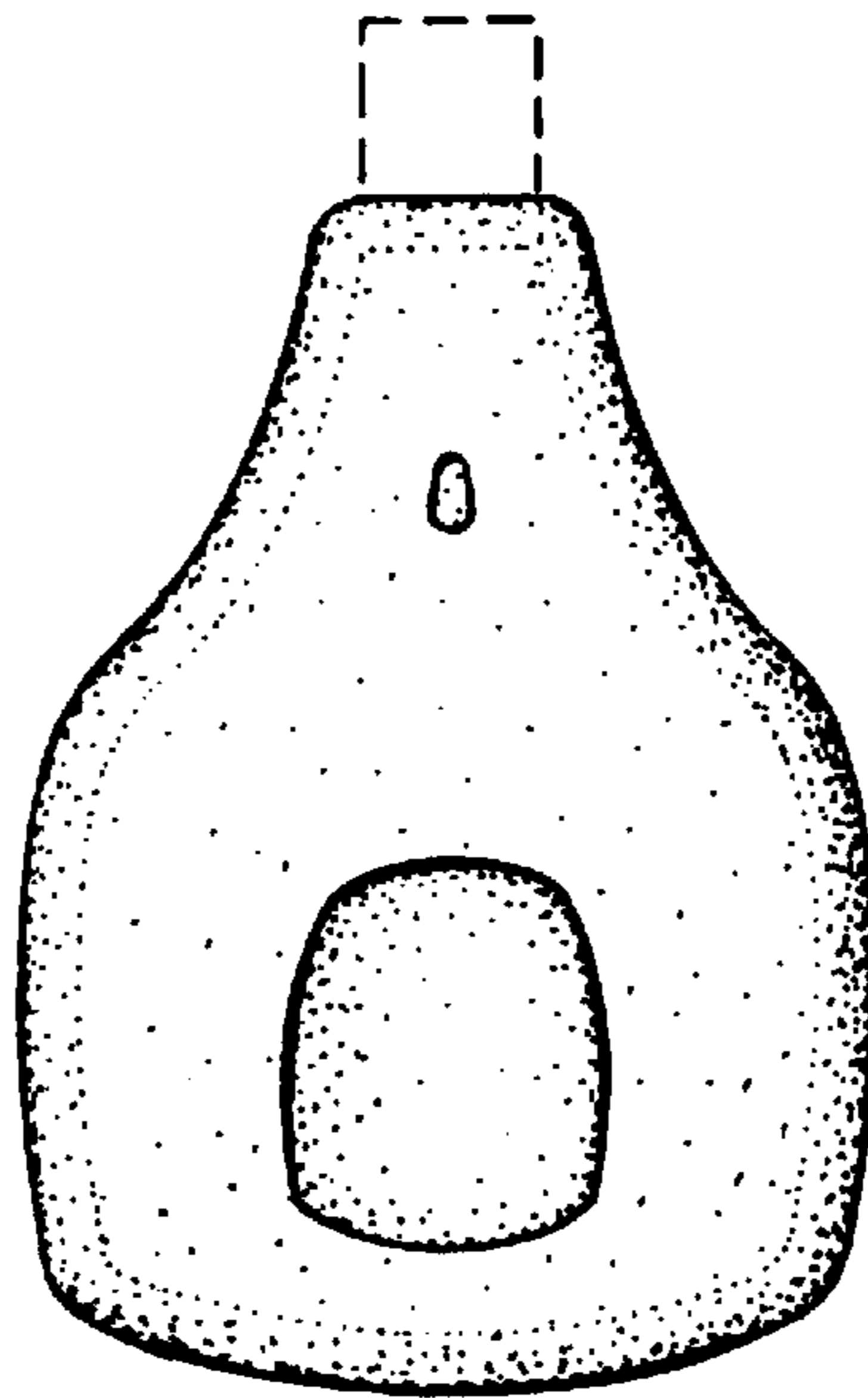


FIG. 2




FIG. 3




FIG. 4




FIG. 5



FIG. 6

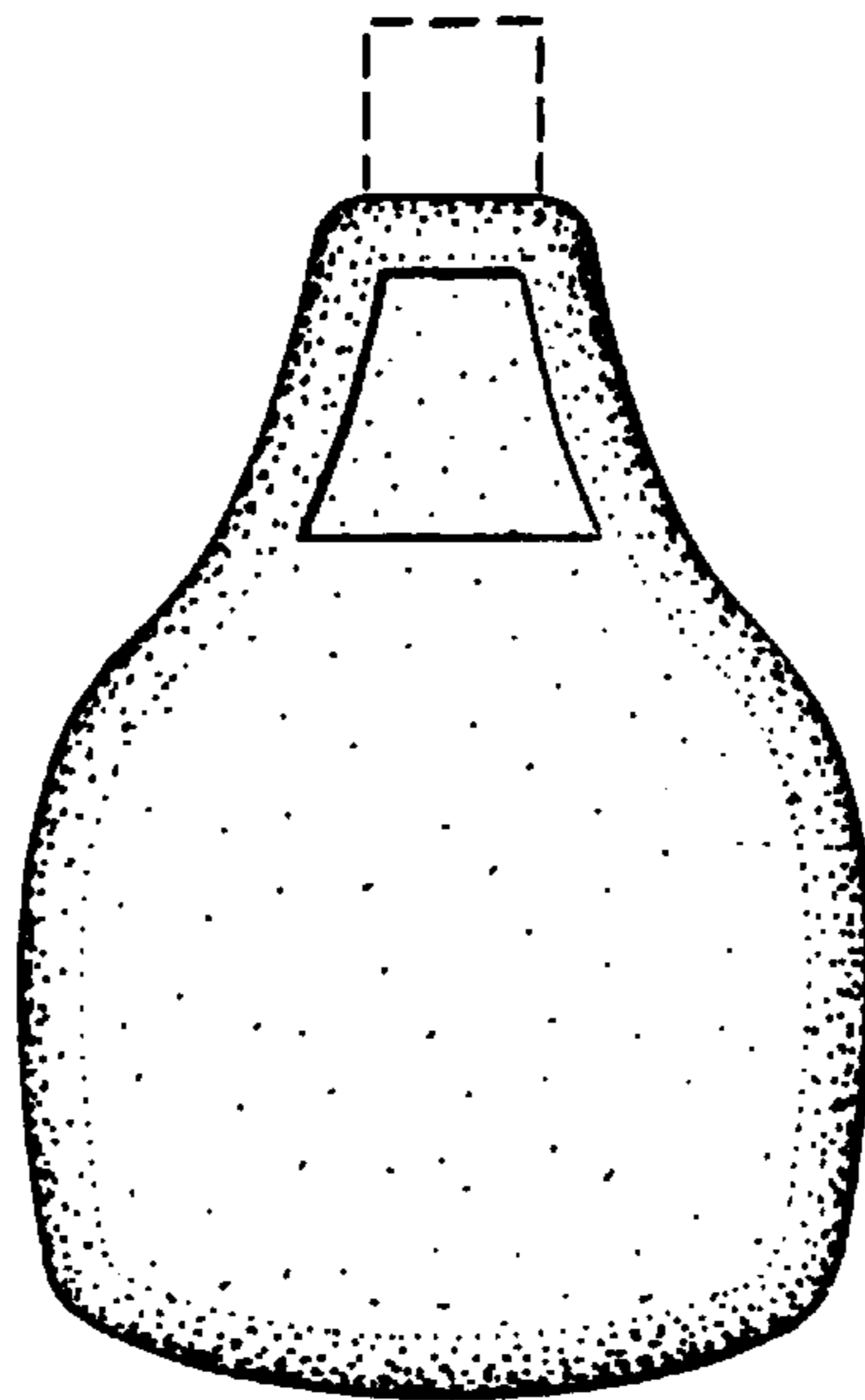


FIG. 7