



US00D489052S

(12) **United States Design Patent**
Shiraki et al.

(10) **Patent No.:** **US D489,052 S**

(45) **Date of Patent:** **** Apr. 27, 2004**

(54) **DIGITAL AUDIO PLAYER**

(75) Inventors: **Masazumi Shiraki**, Yokohama (JP);
Yuji Katayama, Tokyo (JP); **Toshiaki Takama**, Ageo (JP)

(73) Assignee: **Kabushiki Kaisha Toshiba**, Tokyo (JP)

(**) Term: **14 Years**

(21) Appl. No.: **29/166,611**

(22) Filed: **Aug. 30, 2002**

(30) **Foreign Application Priority Data**

Mar. 1, 2002 (JP) 2002-005440

(51) **LOC (7) Cl.** **14-01**

(52) **U.S. Cl.** **D14/156**

(58) **Field of Search** D14/135-136,
D14/156-157, 167-168, 188, 193-198,
257-258; 369/75.1, 75.2, 77.1, 77.2; 455/344,
347, 350-351

(56) **References Cited**

U.S. PATENT DOCUMENTS

- 5,654,846 A * 8/1997 Wicks et al. 369/75.1
- D416,896 S * 11/1999 Ogasawara D14/156
- D442,934 S * 5/2001 Volanski D14/156
- D451,490 S * 12/2001 Martres D14/156

FOREIGN PATENT DOCUMENTS

- JP 1080913 7/2000
- JP 1106452 4/2001

OTHER PUBLICATIONS

Catalog of MP3 Player (YP-SE64P).
Catalog of MP3 Player (GH-KANA2000).

* cited by examiner

Primary Examiner—Nanda Bondade

(74) *Attorney, Agent, or Firm*—Oblon, Spivak, McClelland,
Maier & Neustadt, P.C.


(57) **CLAIM**

The ornamental design for a digital audio player, as shown and described.

DESCRIPTION

FIG. 1 is a front, bottom and right side perspective view of a digital audio player, showing our new design; FIG. 2 is a front elevational view thereof; FIG. 3 is a rear elevational view thereof; FIG. 4 is a right side elevational view thereof; FIG. 5 is a left side elevational view thereof; FIG. 6 is a top plan view thereof; and, FIG. 7 is a bottom plan view thereof.

1 Claim, 4 Drawing Sheets






Fig.1

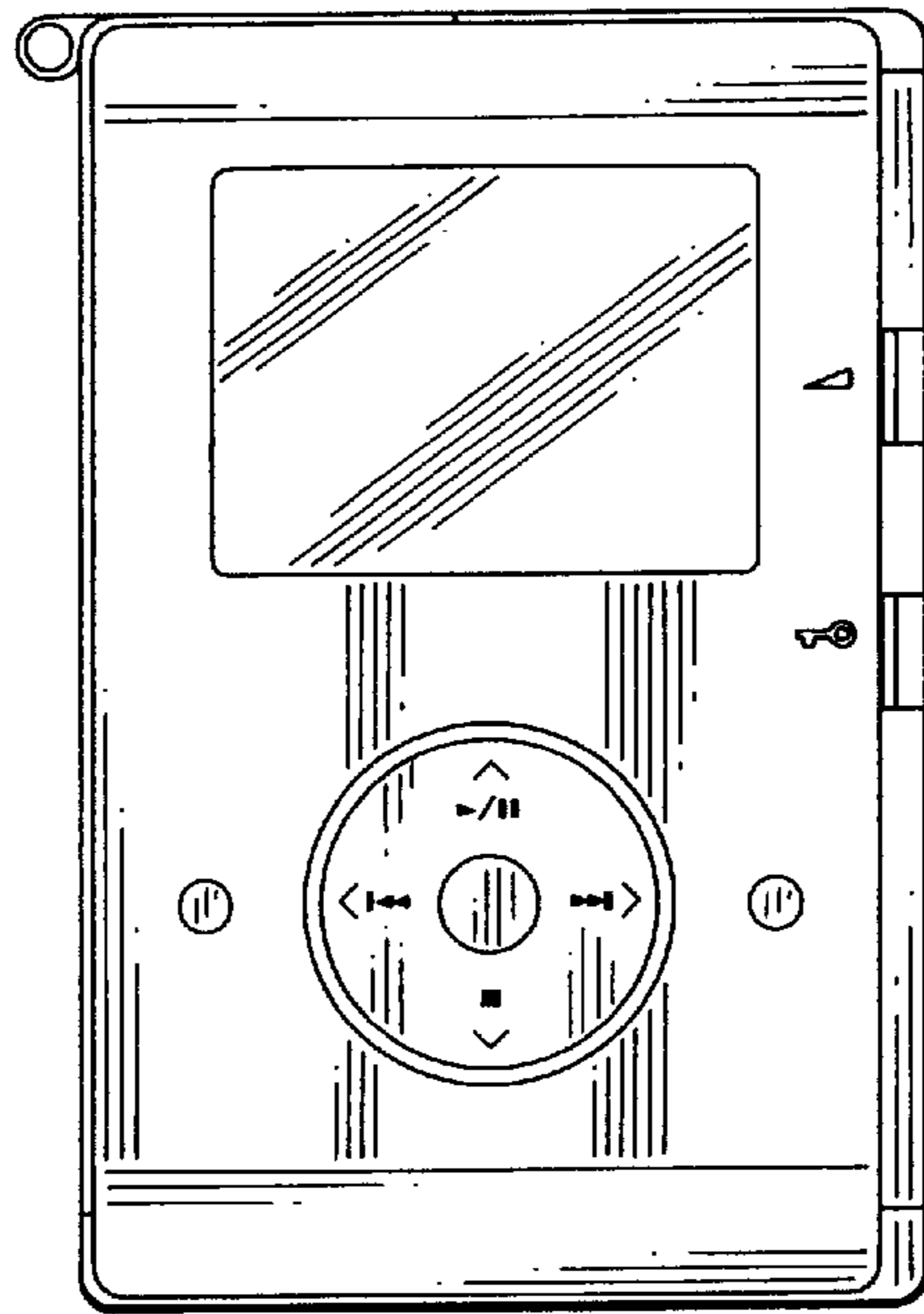


Fig.2

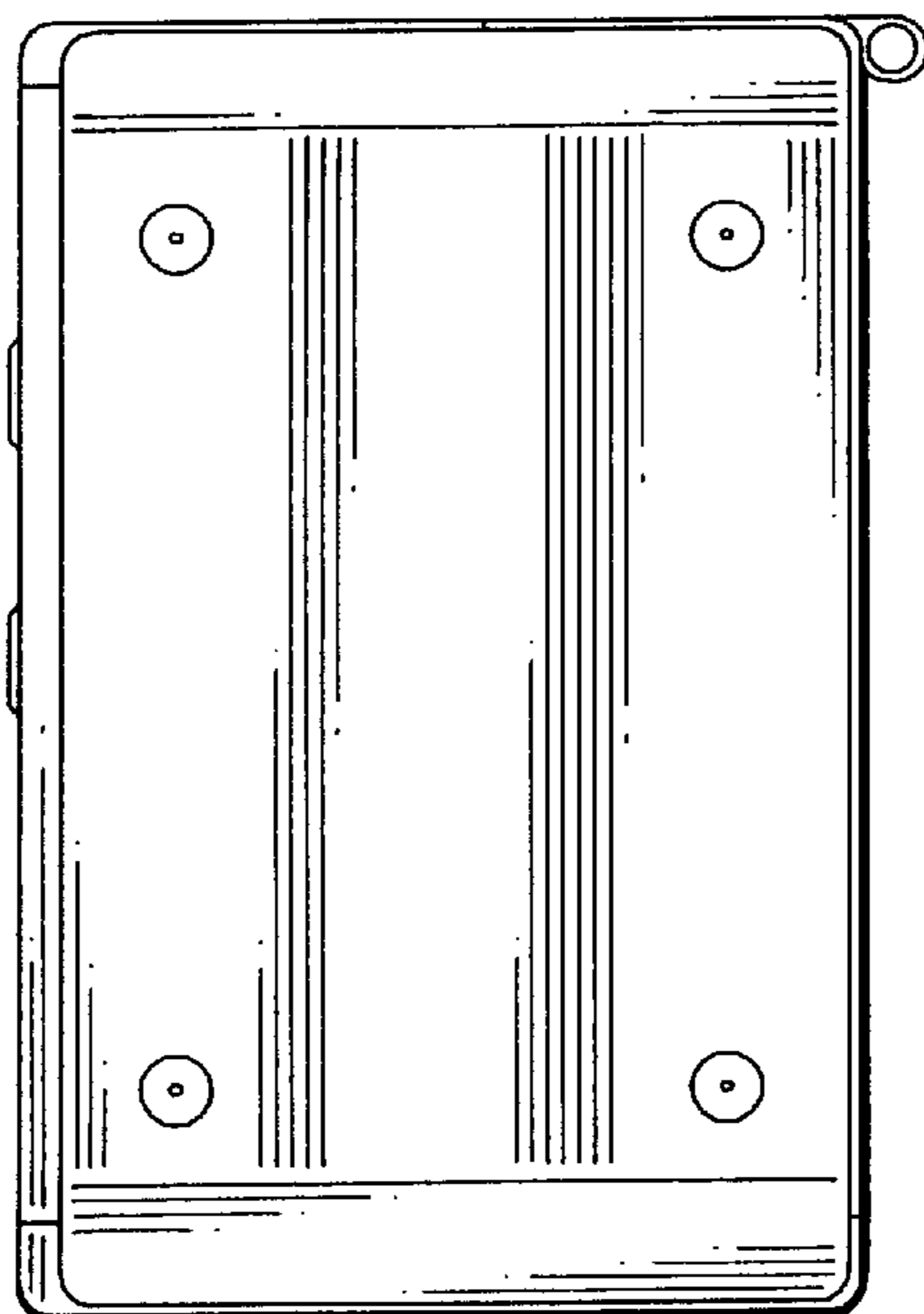


Fig.3

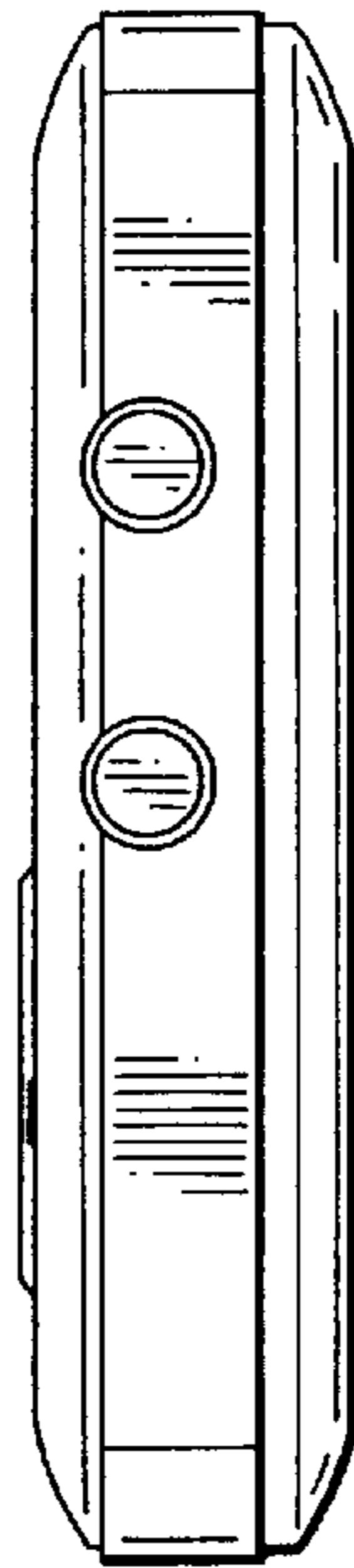


Fig. 4

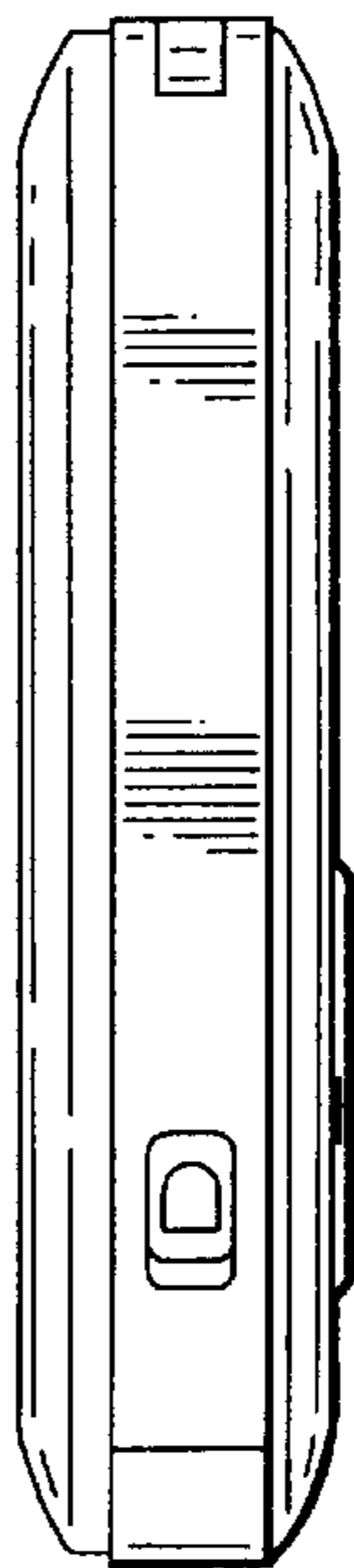


Fig. 5




Fig. 6




Fig. 7