



US00D489047S

(12) **United States Design Patent**
Luckett

(10) **Patent No.:** **US D489,047 S**

(45) **Date of Patent:** **** Apr. 27, 2004**

(54) **COMBINED CORDLESS PHONE AND REMOTE CONTROL**

(76) Inventor: **Jonnie Luckett**, 19956 Fairport St., Detroit, MI (US) 48205

(**) Term: **14 Years**

(21) Appl. No.: **29/164,561**

(22) Filed: **Jul. 26, 2002**

(51) **LOC (7) Cl.** **14-03**

(52) **U.S. Cl.** **D14/144; D14/147; D14/218**

(58) **Field of Search** D14/137, 144, D14/138, 218, 147-151, 247-249, 251-253, 240, 242, 341-347, 399, 426, 387, 429, 453, 197, 198, 189, 192, 193, 157, 194, 195, 196, 158; 379/433.01-433.13, 434, 419, 420.01-420.04, 428.01-428.02, 440, 435, 436; 455/550.01-90.3; D13/168; D18/2, 7; D21/517, 329, 331, 333; D10/104, 106, 65

5,138,649 A	8/1992	Krisbergh	
D333,135 S	2/1993	Wachob et al.	
D334,015 S	* 3/1993	Paton et al.	D14/138
D352,029 S	* 11/1994	Cowan	D14/138
D354,059 S	* 1/1995	Hendricks	D14/218
D380,752 S	7/1997	Hanson	
5,671,267 A	9/1997	August et al.	
D392,636 S	* 3/1998	Faulknor et al.	D14/144
D393,628 S	* 4/1998	Ledbetter et al.	D13/168
5,901,366 A	5/1999	Nakano et al.	
D413,328 S	8/1999	Kazama	
5,963,624 A	10/1999	Pope	
D430,556 S	* 9/2000	Takahashi et al.	D14/218
D434,409 S	* 11/2000	Clapper	D14/218
6,445,933 B1	* 9/2002	Pettit	455/556.1
2002/0044199 A1	* 4/2002	Barzebar et al.	348/14.01

* cited by examiner

Primary Examiner—Jeffrey Asch

(57) **CLAIM**

The ornamental design for a combined cordless phone and remote control, as shown and described.

DESCRIPTION

FIG. 1 is a front elevational view of the combined cordless phone and remote control of the present invention; FIG. 2 is a rear elevational view of the combined cordless phone and remote control of FIG. 1; FIG. 3 is a left side elevational view of the combined cordless phone and remote control of FIG. 1; FIG. 4 is a right side elevational view of the combined cordless phone and remote control of FIG. 1; FIG. 5 is a top plan view of the combined cordless phone and remote control of FIG. 1; and, FIG. 6 is a bottom plan view of the combined cordless phone and remote control of FIG. 1.

1 Claim, 3 Drawing Sheets

(56) **References Cited**

U.S. PATENT DOCUMENTS

D218,314 S	* 8/1970	Tyson	D14/147
D272,146 S	* 1/1984	Mo	D14/147
D276,723 S	* 12/1984	Marshall	D14/147
4,508,935 A	4/1985	Mastromoro	
D285,199 S	* 8/1986	Hocking et al.	D14/248
D296,439 S	* 6/1988	Stratton	D14/147
D299,135 S	* 12/1988	Rhodes	D14/248
D299,647 S	* 1/1989	Davies	D14/248
D301,037 S	* 5/1989	Matsuda	D14/218
D309,726 S	* 8/1990	Sasaki et al.	D14/248
D312,636 S	* 12/1990	Arm	D14/150
D316,261 S	* 4/1991	Langlois	D14/138
D316,409 S	* 4/1991	Sharbaugh	D14/138
D323,658 S	* 2/1992	Sasaki et al.	D14/241

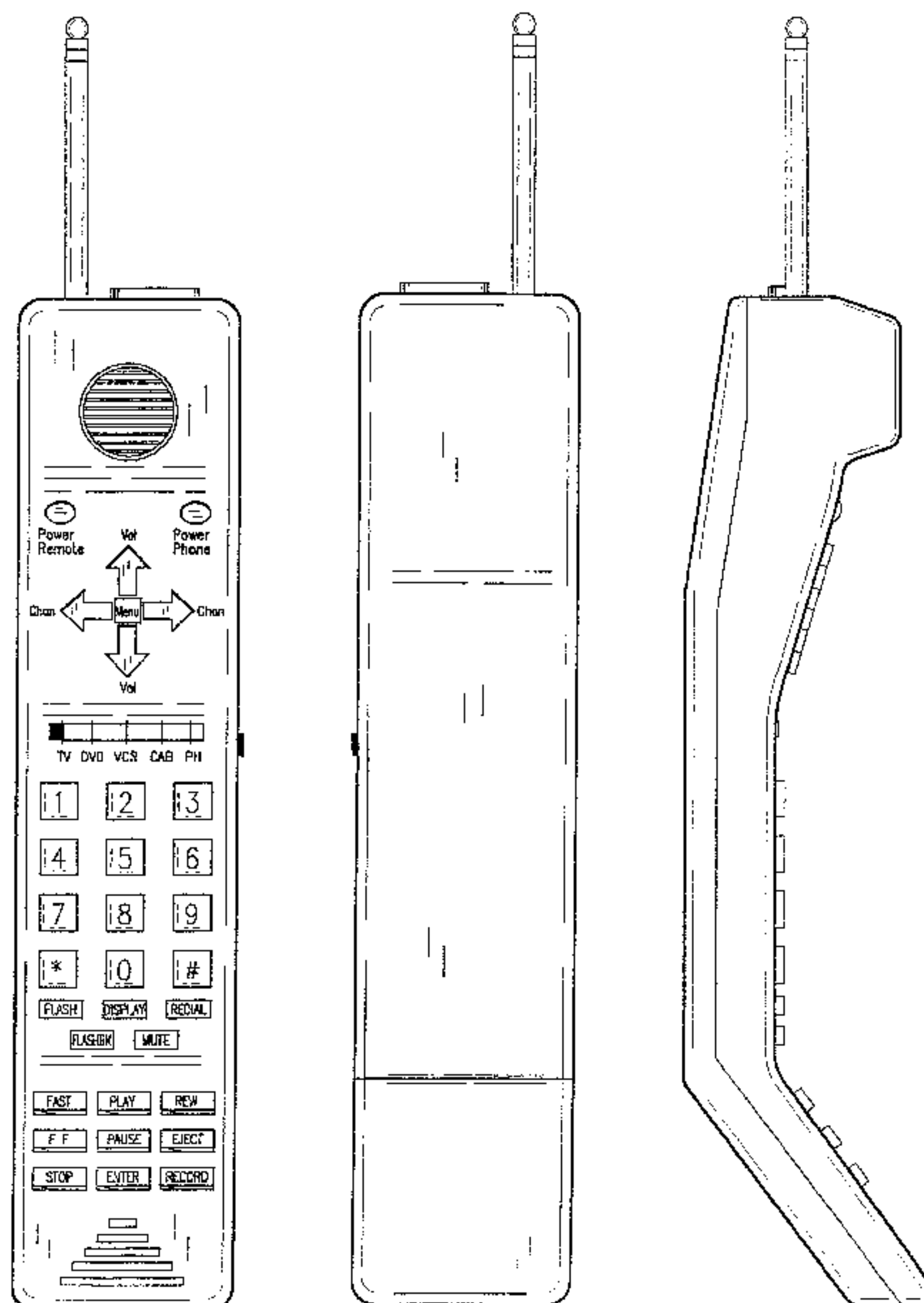


FIG. 1

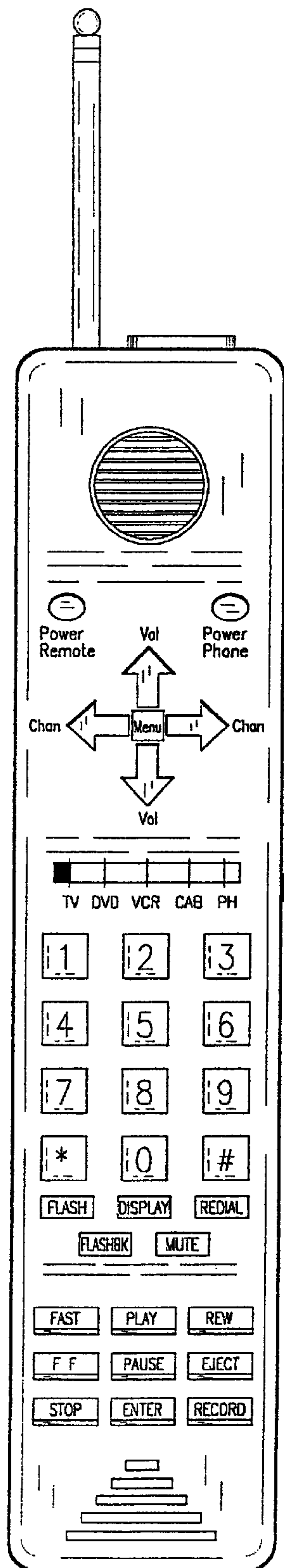


FIG. 2




FIG. 3

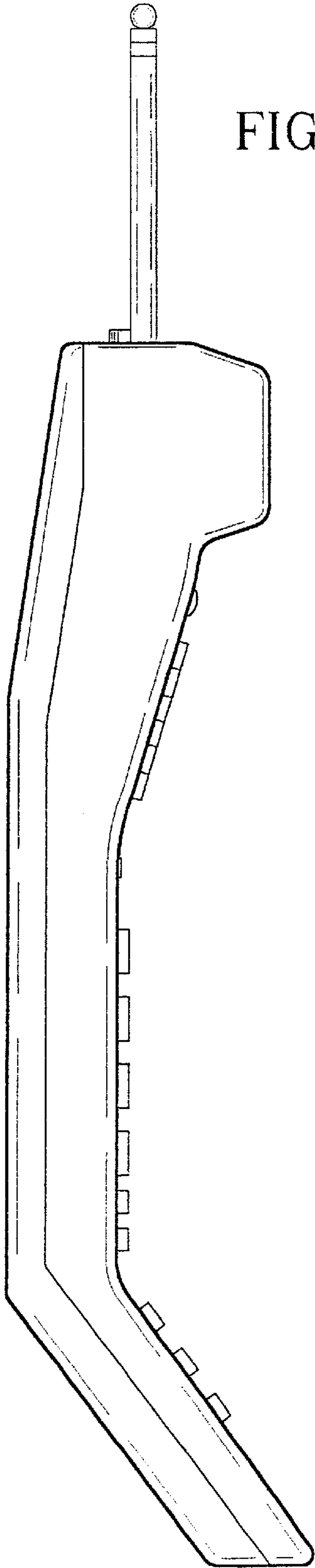


FIG. 4

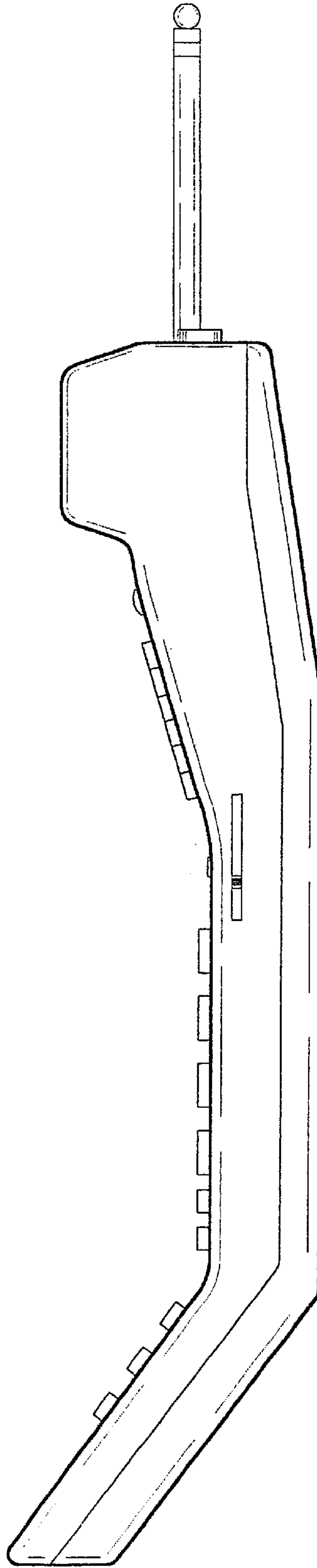


FIG. 5




FIG. 6

