



US00D489037S

(12) **United States Design Patent**
Irimiya

(10) **Patent No.:** **US D489,037 S**

(45) **Date of Patent:** **** Apr. 27, 2004**

(54) **TREAD PORTION OF AN AUTOMOBILE TIRE**

(75) Inventor: **Kenichiro Irimiya**, Chuo-ku (JP)

(73) Assignee: **Bridgestone Corporation**, Tokyo (JP)

(**) Term: **14 Years**

(21) Appl. No.: **29/170,130**

(22) Filed: **Nov. 1, 2002**

(30) **Foreign Application Priority Data**

May 15, 2002 (JP) 2002-012855

(51) **LOC (7) Cl.** **12-15**

(52) **U.S. Cl.** **D12/553**

(58) **Field of Search** D12/500, 501,
D12/551, 552, 553, 554, 555, 556; 152/209.1,
209.09, 209.13, 209.25, 209.18

(56) **References Cited**

U.S. PATENT DOCUMENTS

D301,132 S * 5/1989 Himuro D12/553
6,481,480 B1 * 11/2002 Schuster et al. 152/209.18

6,505,661 B1 * 1/2003 Nakagawa et al. 152/209.18

* cited by examiner

Primary Examiner—Robert M. Spear

(74) *Attorney, Agent, or Firm*—Sughrue Mion, PLLC

(57) **CLAIM**

The ornamental design for a tread portion of an automobile tire, as shown and described.

DESCRIPTION

FIG. 1 is a perspective view of a tread portion of an automobile tire, it being understood that the tread pattern repeats uniformly throughout the circumference of the tire. FIG. 2 is an enlarged front elevation view thereof, the top plan view, the bottom plan view and the rear elevation view are identical with the front elevation view.

FIG. 3 is a left side elevation view thereof, the right side elevation view is identical with the left side elevation view. FIG. 4 is an enlarged fragmentary front view thereof; and, FIG. 5 is a cross-sectional view thereof taken along line 5—5 in FIG. 4.

The portion of the article shown in broken lines is for illustrative purpose only and forms no part of the claimed design.

1 Claim, 5 Drawing Sheets




FIG. 1

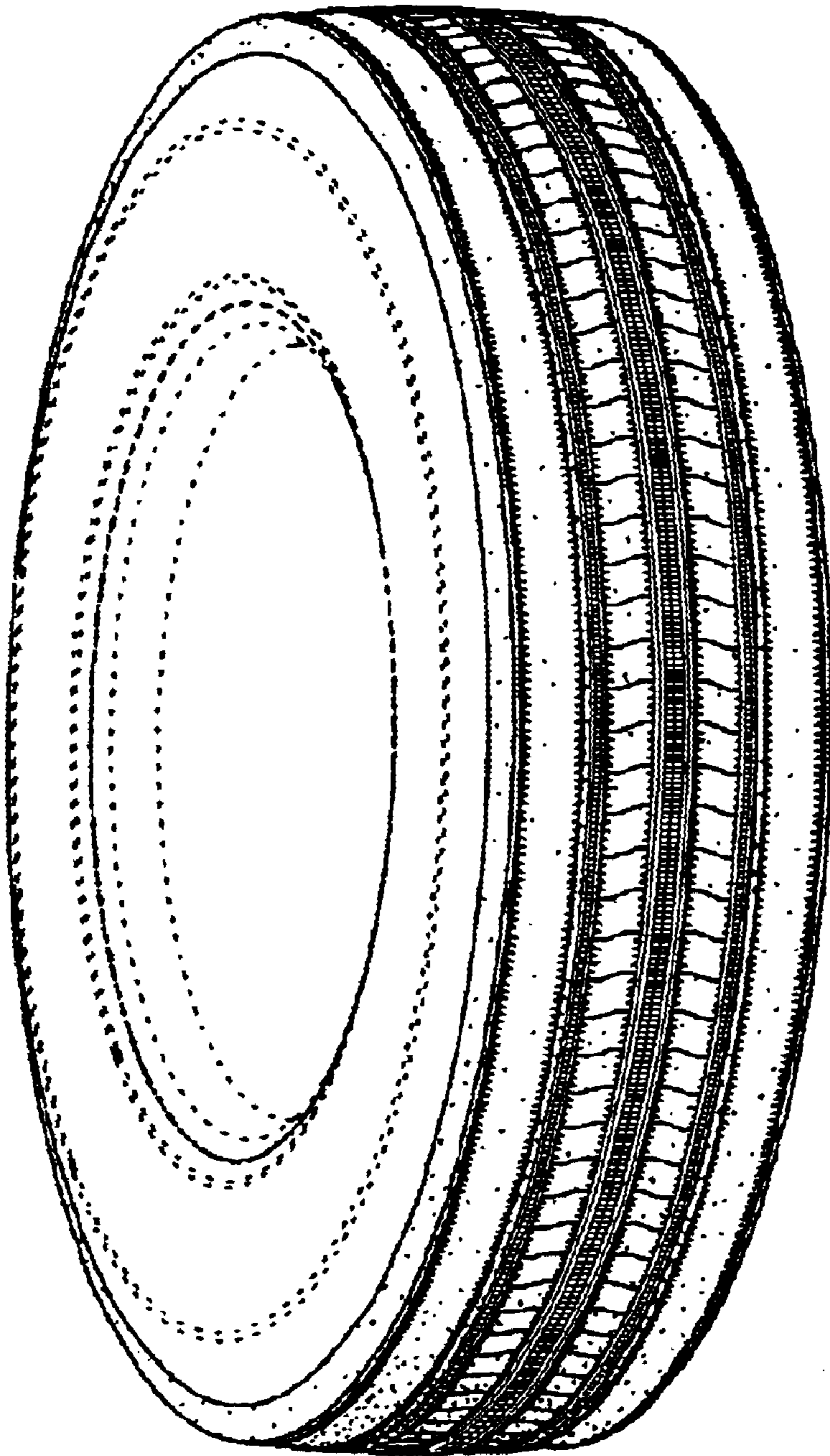


FIG. 2




FIG. 3

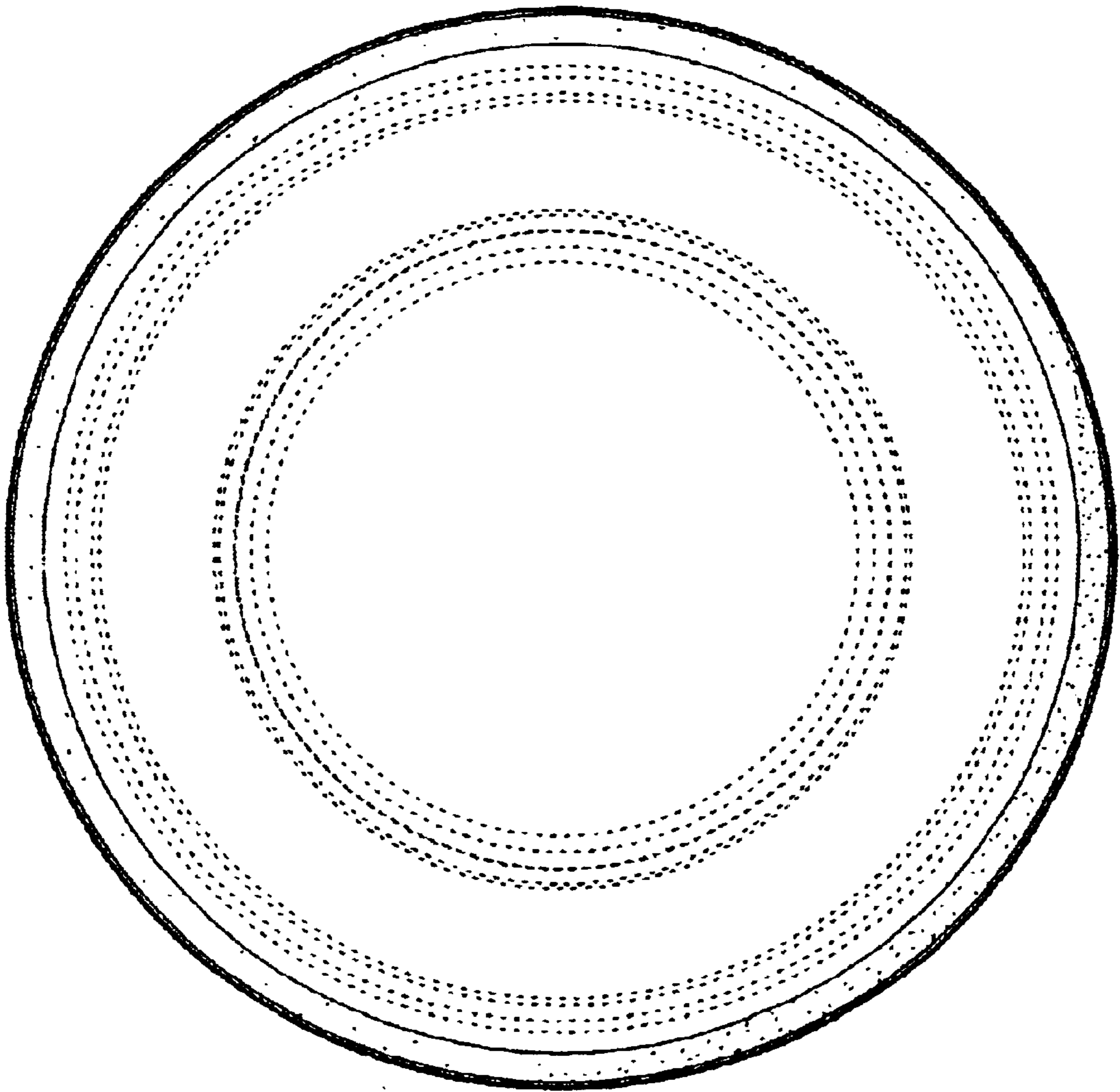


FIG. 4




FIG. 5

