



US00D489036S

(12) **United States Design Patent**
Irimiya

(10) **Patent No.:** **US D489,036 S**

(45) **Date of Patent:** **** Apr. 27, 2004**

(54) **TREAD PORTION OF AN AUTOMOBILE TIRE**

(75) Inventor: **Kenichiro Irimiya**, Chuo-ku (JP)
(73) Assignee: **Bridgestone Corporation**, Tokyo (JP)
(**) Term: **14 Years**

(21) Appl. No.: **29/170,128**
(22) Filed: **Nov. 1, 2002**

(30) **Foreign Application Priority Data**

May 15, 2002 (JP) 2002-012854

(51) **LOC (7) Cl.** **12-15**
(52) **U.S. Cl.** **D12/553**
(58) **Field of Search** D12/500, 501,
D12/551, 552, 553, 554, 555, 556; 152/209.1,
209.09, 209.13, 209.25, 209.18

(56) **References Cited**

U.S. PATENT DOCUMENTS

D301,132 S * 5/1989 Himuro et al. D12/553
D365,051 S * 12/1995 Brayer et al. D12/553
D371,758 S * 7/1996 Kimura D12/554
D385,234 S * 10/1997 Young D12/553
D423,419 S * 4/2000 Kemp, Jr. et al. D12/553
6,481,480 B1 * 11/2002 Schuster et al. 152/209.18

OTHER PUBLICATIONS

Bridgestone R226 Tire, 2001 Tread Design Guide, Jan. 2001, p. 120 1/3.*
Double Coin RT 500 Tire, 2001 Tread Design Guide, Jan. 2001, p. 126 1/1.*

* cited by examiner

Primary Examiner—Robert M. Spear

(74) *Attorney, Agent, or Firm*—Sughrue Mion, PLLC

(57) **CLAIM**

The ornamental design for a tread portion of an automobile tire, as shown and described.

DESCRIPTION

FIG. 1 is a perspective view of a tread portion of an automobile tire, it being understood that the tread pattern repeats uniformly throughout the circumference of the tire. FIG. 2 is an enlarged front elevation view thereof, the top plan view, the bottom plan view and the rear elevation view are identical with the front elevation view.

FIG. 3 is a left side elevation view thereof, the right side elevation view is identical with the left side elevation view. FIG. 4 is an enlarged fragmentary front view thereof; and, FIG. 5 is a cross-sectional view thereof taken along line 5—5 in FIG. 4.

The portion of the article shown in broken lines is for illustrative purpose only and forms no part of the claimed design.

1 Claim, 5 Drawing Sheets




FIG. 1

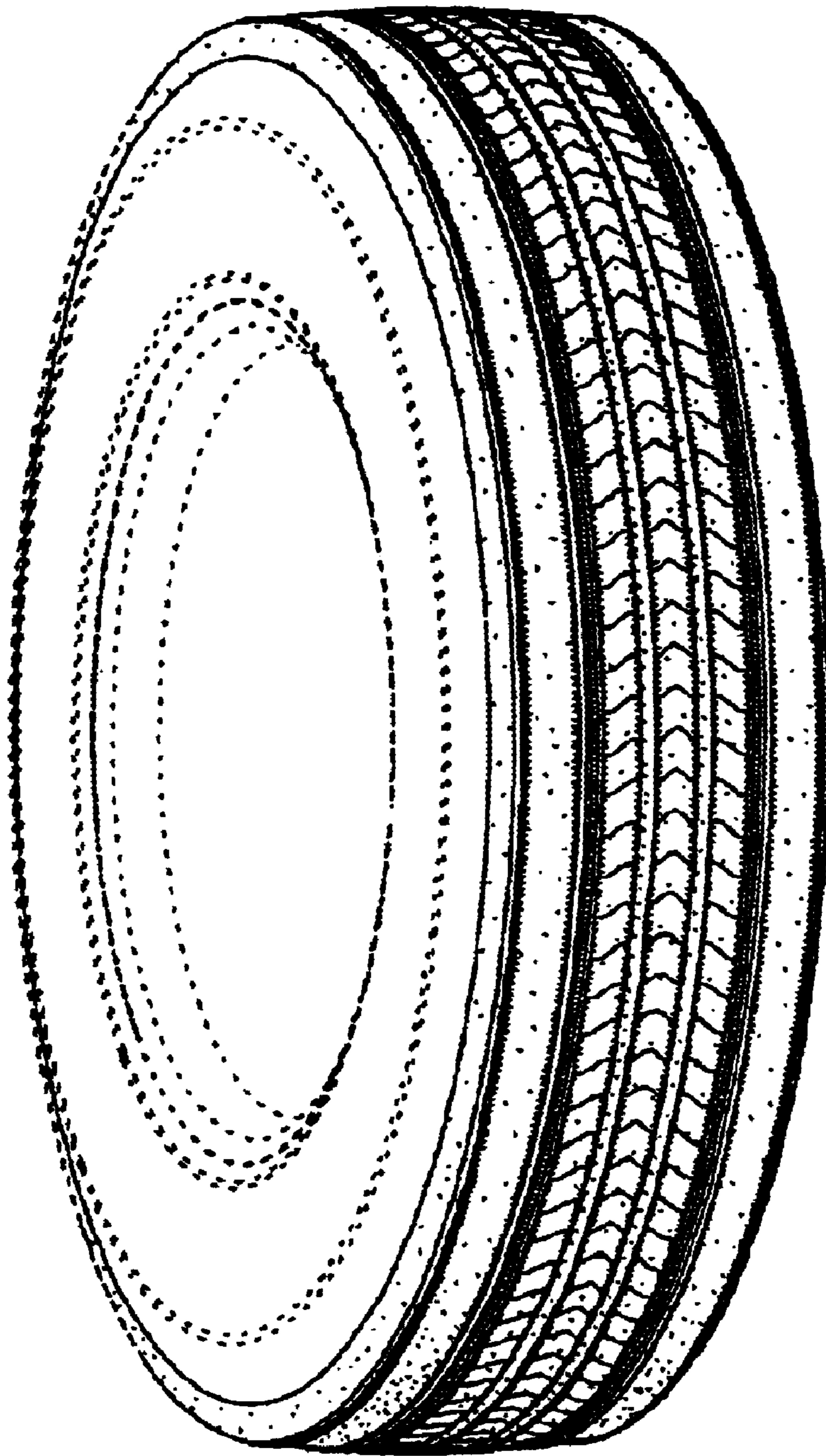


FIG. 2

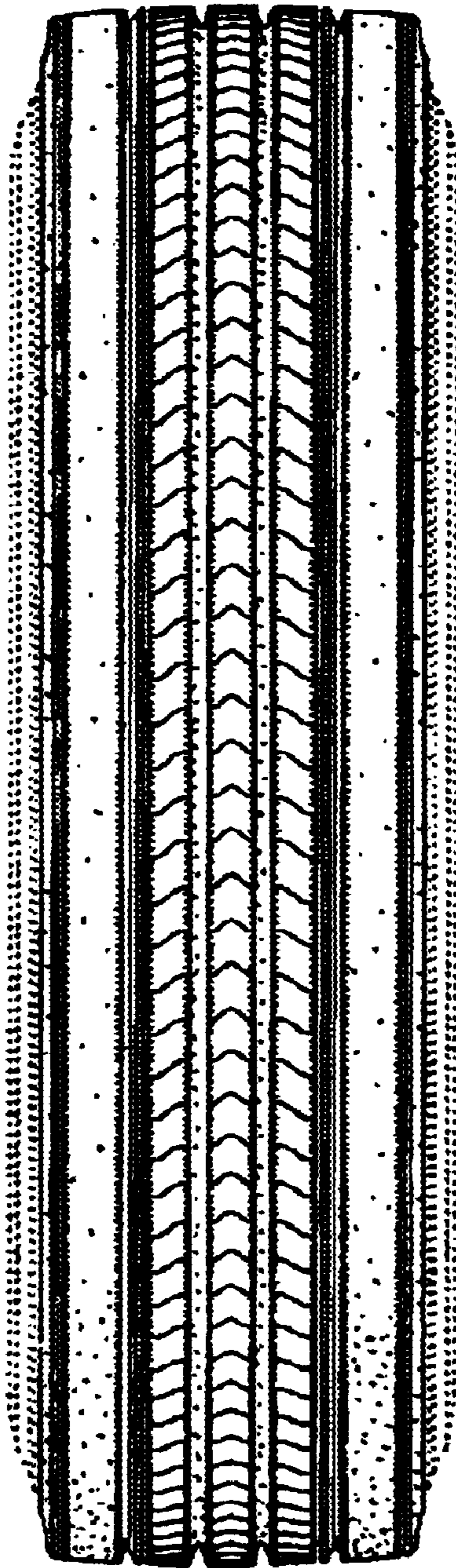


FIG. 3

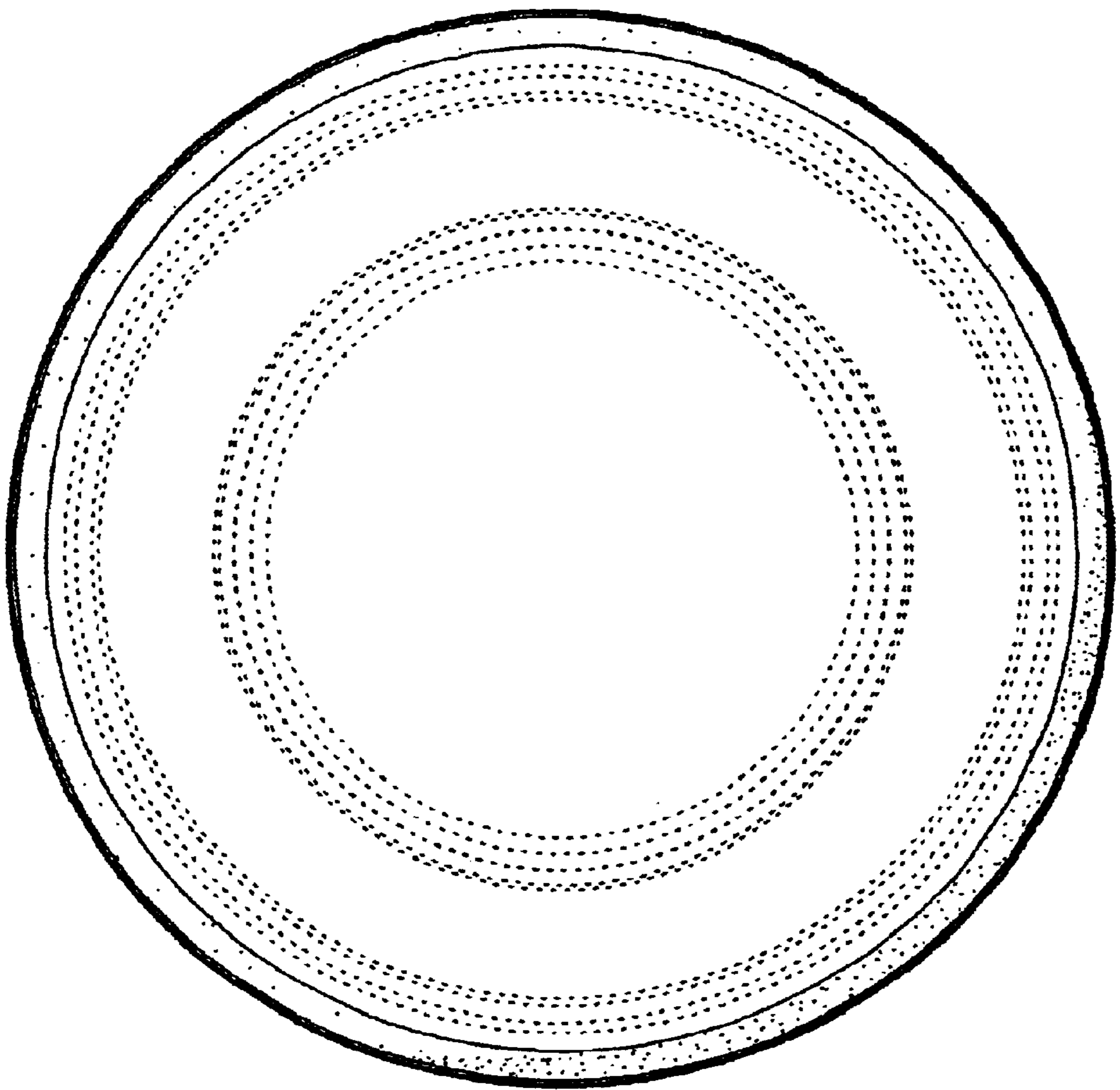


FIG. 4

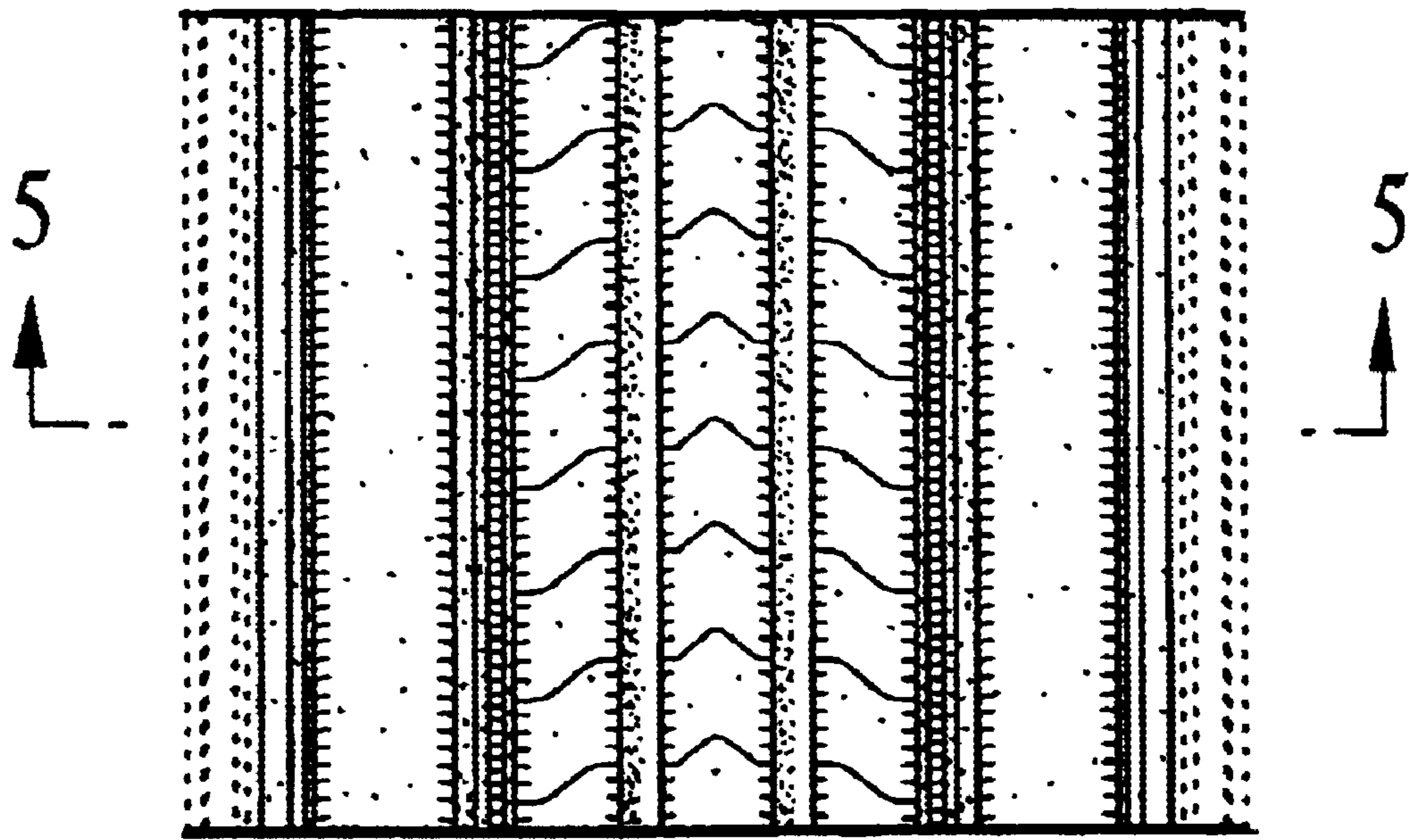


FIG. 5

