



US00D489025S

(12) **United States Design Patent**  
**Fitzgerald**

(10) **Patent No.:** **US D489,025 S**

(45) **Date of Patent:** **\*\* Apr. 27, 2004**

(54) **SPORTS BOARD WITH BOTTOM RAILS**

(75) **Inventor:** **David J. Fitzgerald**, Hayward, CA (US)

(73) **Assignee:** **Wham-O, Inc.**, Emeryville, CA (US)

(\*\*) **Term:** **14 Years**

(21) **Appl. No.:** **29/156,937**

(22) **Filed:** **Mar. 8, 2002**

(51) **LOC (7) Cl.** ..... **12-14**

(52) **U.S. Cl.** ..... **D12/11**

(58) **Field of Search** ..... D12/6, 9-10, 11;  
D21/759, 766, 769-770; 280/845, 14.1,  
16, 18, 18.1, 21.1, 22, 22.1, 28.11; 441/65,  
68, 74, 129-135

(56) **References Cited**

**U.S. PATENT DOCUMENTS**

2,139,513 A \* 12/1938 Nelson et al. .... 280/18  
2,219,905 A \* 10/1940 Prickman ..... 280/18.1  
3,169,779 A \* 2/1965 Haab ..... 280/18  
D207,612 S \* 5/1967 Craft ..... D12/11

D218,462 S \* 8/1970 Lankowitz ..... D12/11  
4,666,171 A \* 5/1987 Sellers ..... 280/18  
D356,756 S \* 3/1995 Kilk et al. .... D12/11  
5,686,013 A \* 11/1997 Rustad ..... 252/182.17  
6,367,820 B1 \* 4/2002 Herndon ..... 280/18.1

\* cited by examiner

*Primary Examiner*—Nelson C. Holtje

(74) *Attorney, Agent, or Firm*—Kolisch Hartwell, P.C.

(57) **CLAIM**

The ornamental design for a sports board with bottom rails, as shown and described.

**DESCRIPTION**

FIG. 1 is a front perspective view of Sports Board With Bottom Rails showing my new design;  
FIG. 2 is a top or bottom plan view thereof;  
FIG. 3 is a right side elevational view of FIG. 2, the left side being mirror image thereto;  
FIG. 4 is a rear elevational view thereof; and,  
FIG. 5 is a front elevational view thereof.

The broken line showing of hand holes is for illustrative purposes only and forms no part of the claimed design.

**1 Claim, 1 Drawing Sheet**

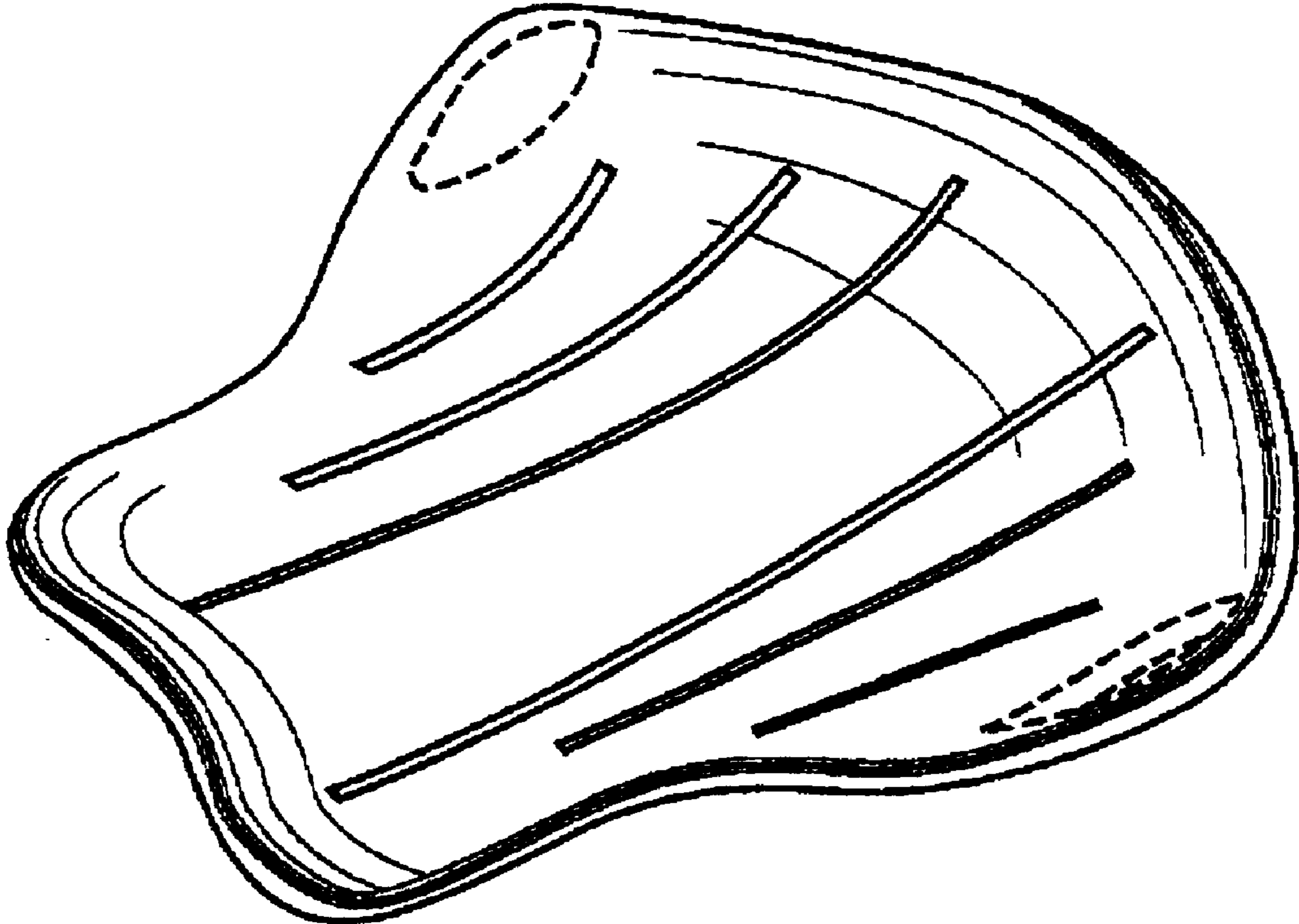


FIG. 1

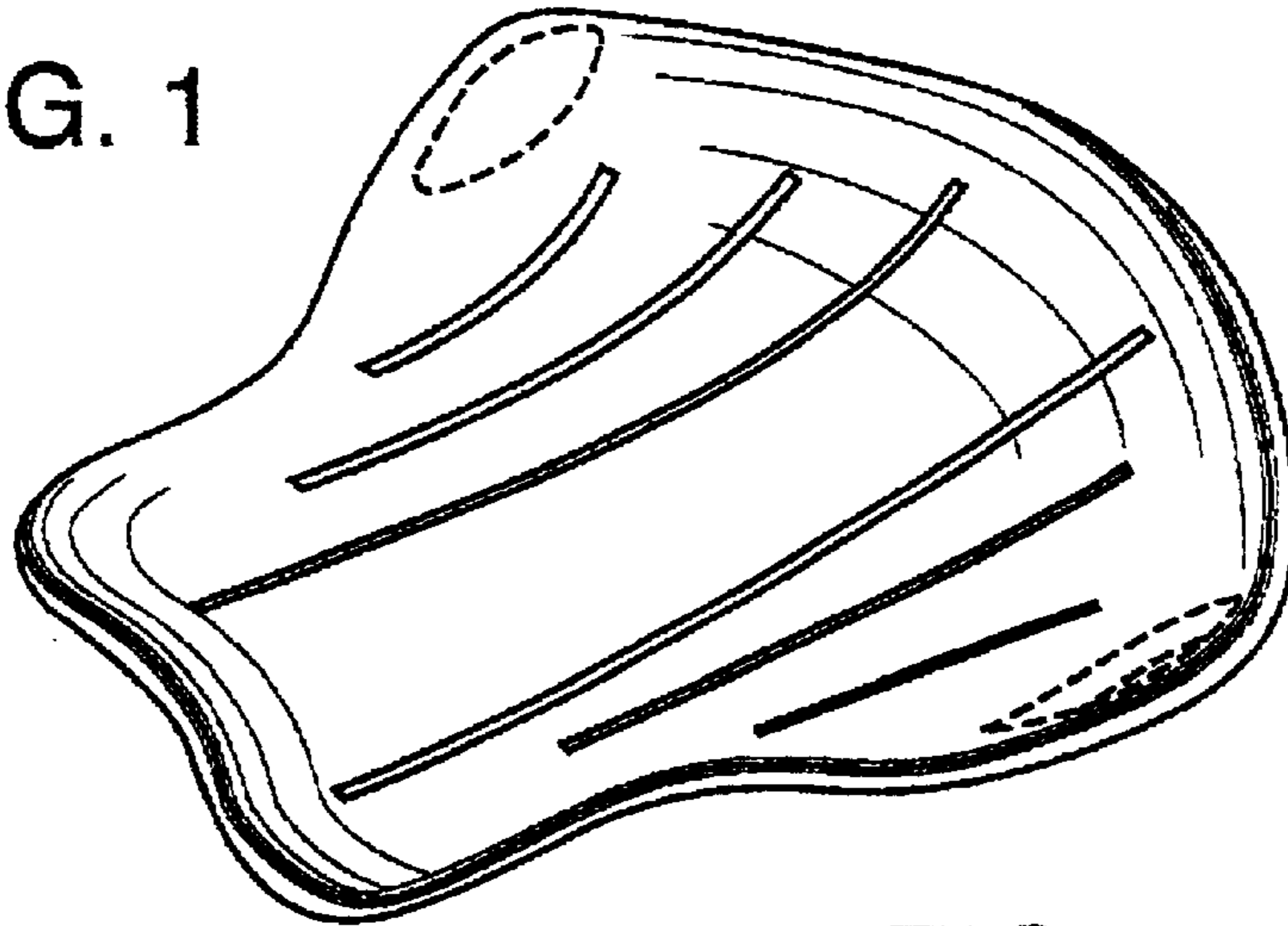


FIG. 2

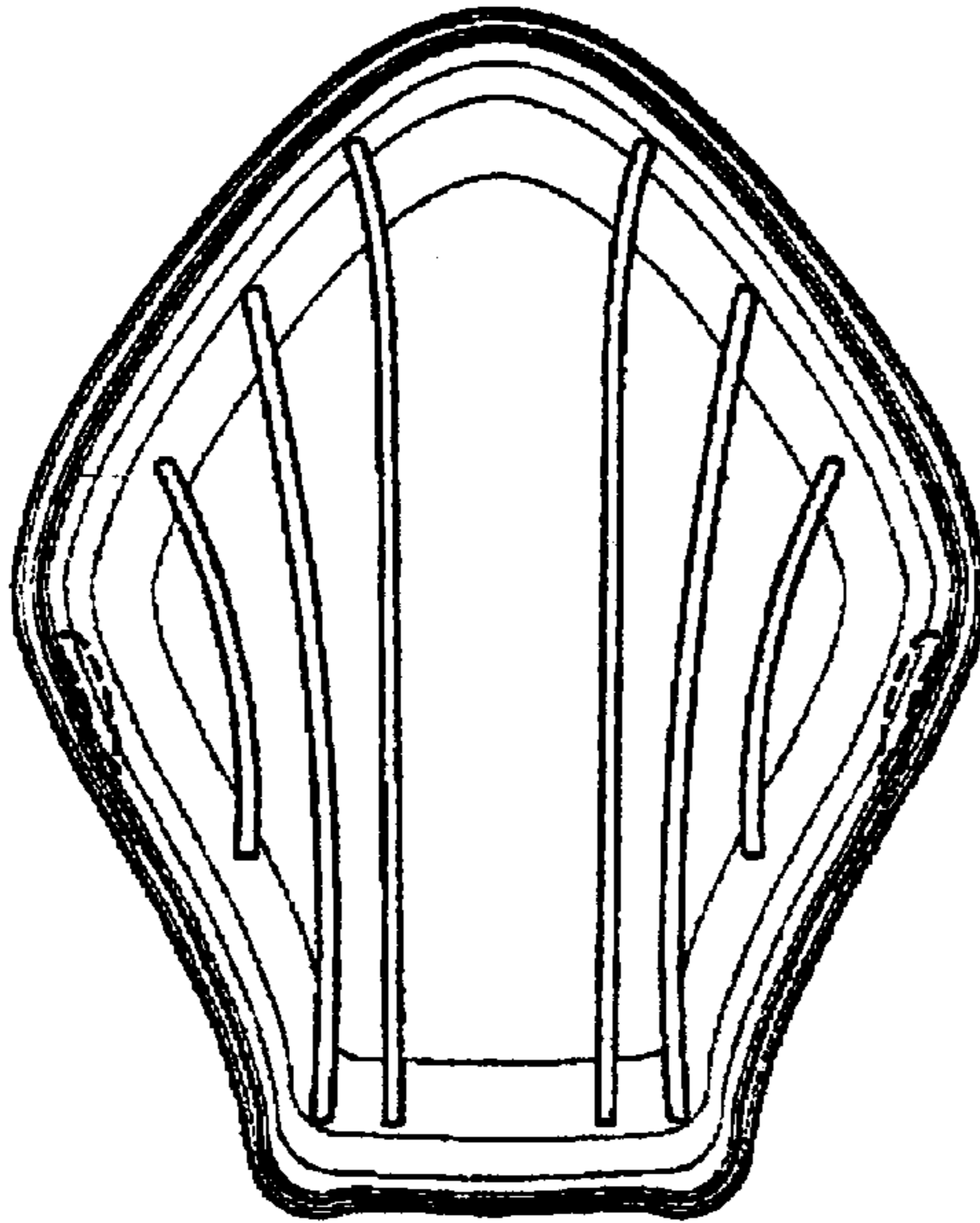


FIG. 3

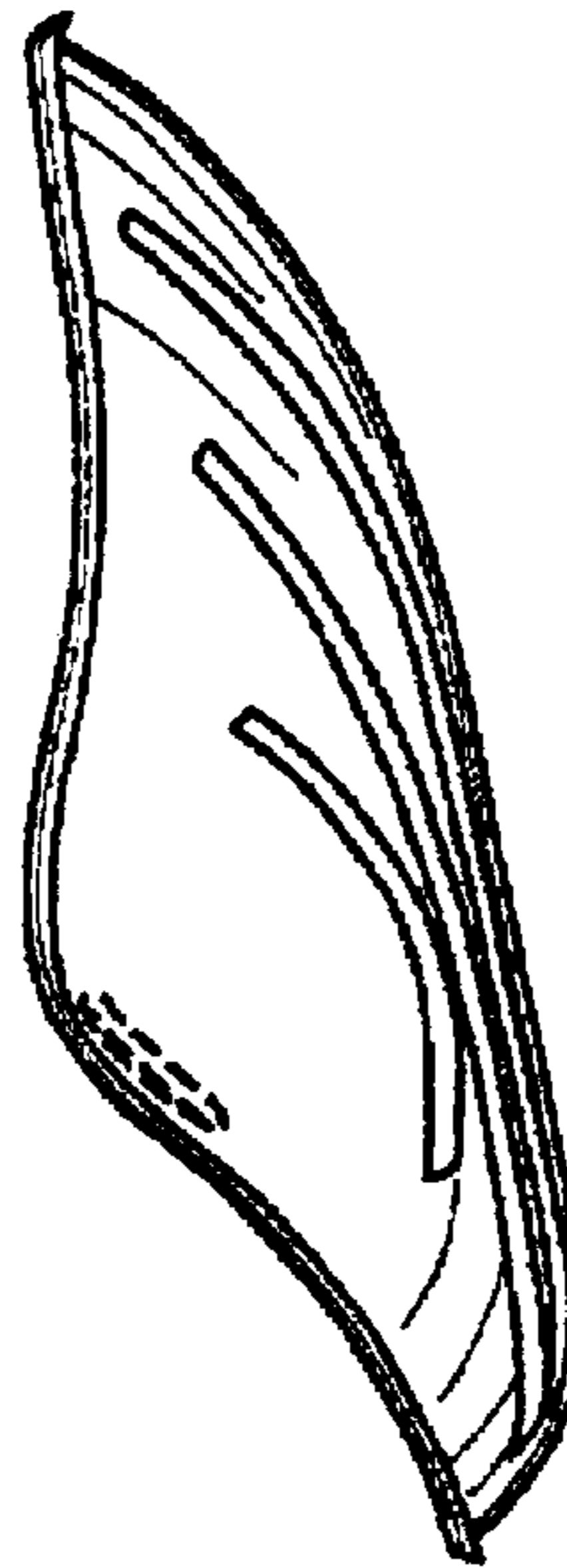


FIG. 4




FIG. 5

