



US00D489021S

(12) **United States Design Patent**  
**Bondanza**

(10) **Patent No.:** **US D489,021 S**

(45) **Date of Patent:** **\*\* Apr. 27, 2004**

(54) **RING**

(76) **Inventor:** **Michael Bondanza**, 10, W. - 46th St.,  
New York, NY (US) 10036

(\*\*) **Term:** **14 Years**

(21) **Appl. No.:** **29/181,443**

(22) **Filed:** **May 9, 2003**

(30) **Foreign Application Priority Data**

Nov. 19, 2002 (CH) ..... 129201

(51) **LOC (7) Cl.** ..... **11-01**

(52) **U.S. Cl.** ..... **D11/36**

(58) **Field of Search** ..... D11/26-40; 63/15,  
63/15.1-15.9

(56) **References Cited**

**U.S. PATENT DOCUMENTS**

D193,021 S \* 6/1962 Gibeault ..... D11/36  
D194,330 S \* 1/1963 Gibeault ..... D11/36

D206,280 S \* 11/1966 Hazelquist ..... D11/36  
D427,539 S \* 7/2000 Bulgari ..... D11/36  
D466,432 S \* 12/2002 Itzkowitz ..... D11/35  
D473,812 S \* 4/2003 Itzkowitz ..... D11/36

\* cited by examiner

*Primary Examiner*—Catherine R. Oliver  
(74) *Attorney, Agent, or Firm*—Clifford W. Browning;  
Woodard, Emhardt, Moriarty, McNett & Henry LLP

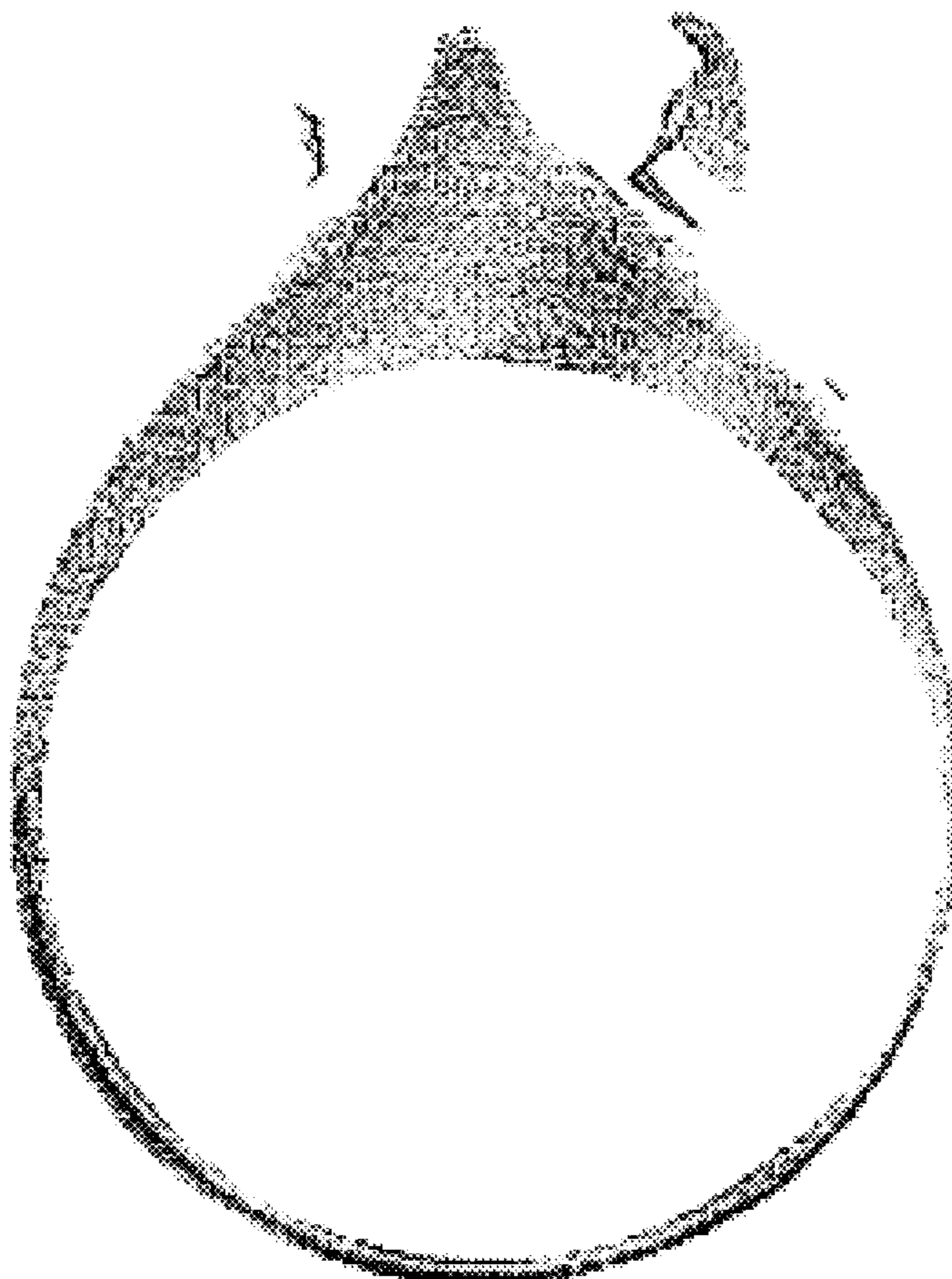
(57) **CLAIM**


The ornamental design for a ring, as shown and described.

**DESCRIPTION**


FIG. 1 is a top view of a ring, showing my new design.  
FIG. 2 is a bottom view of FIG. 1.  
FIG. 3 is a front view of FIG. 1.  
FIG. 4 is a rear view of FIG. 1.  
FIG. 5 is a right side view of the FIG. 1.  
FIG. 6 is a left side view of FIG. 1; and,  
FIG. 7 is a perspective view of FIG. 1.

**1 Claim, 1 Drawing Sheet**

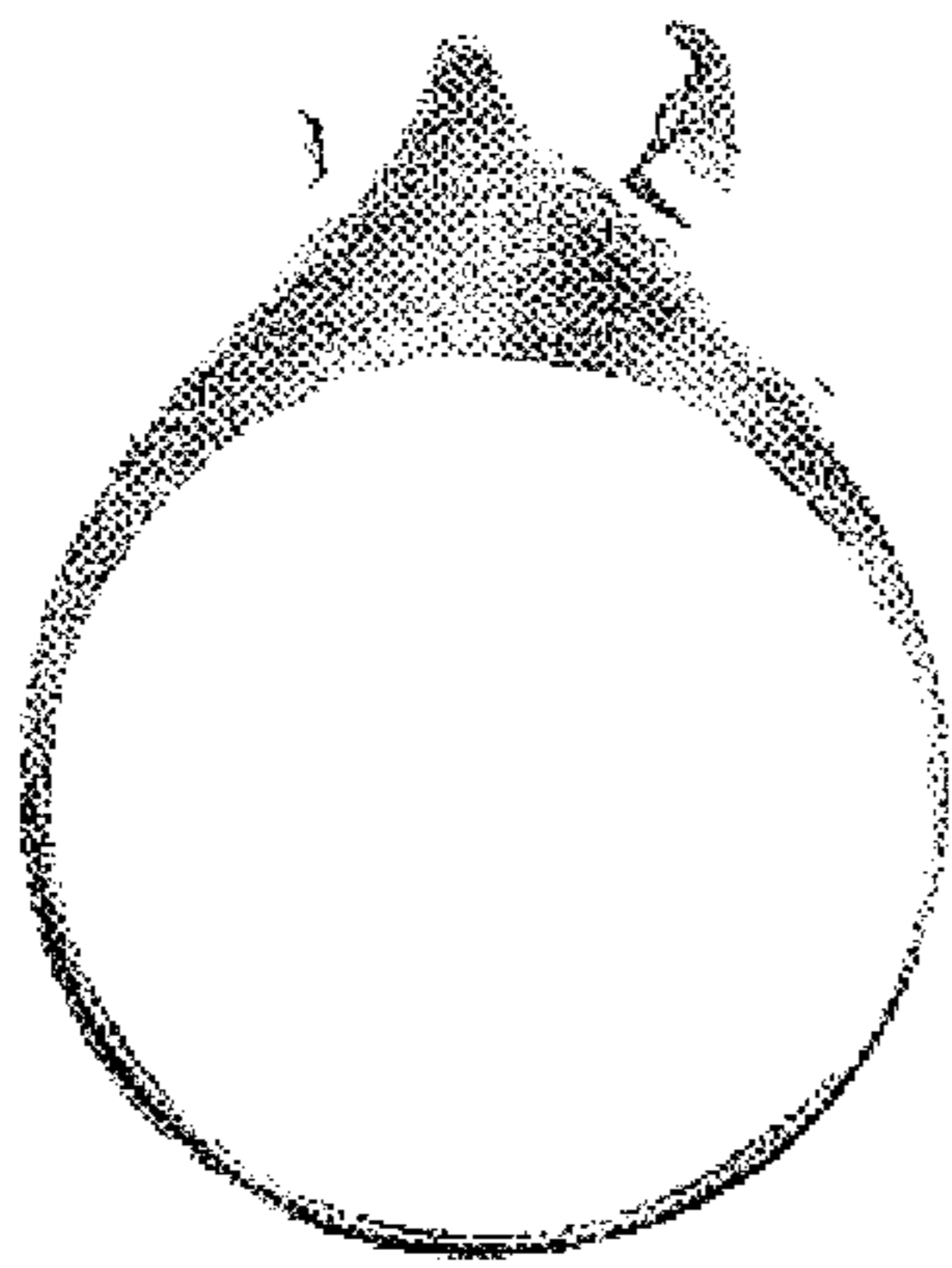





**Fig. 1**



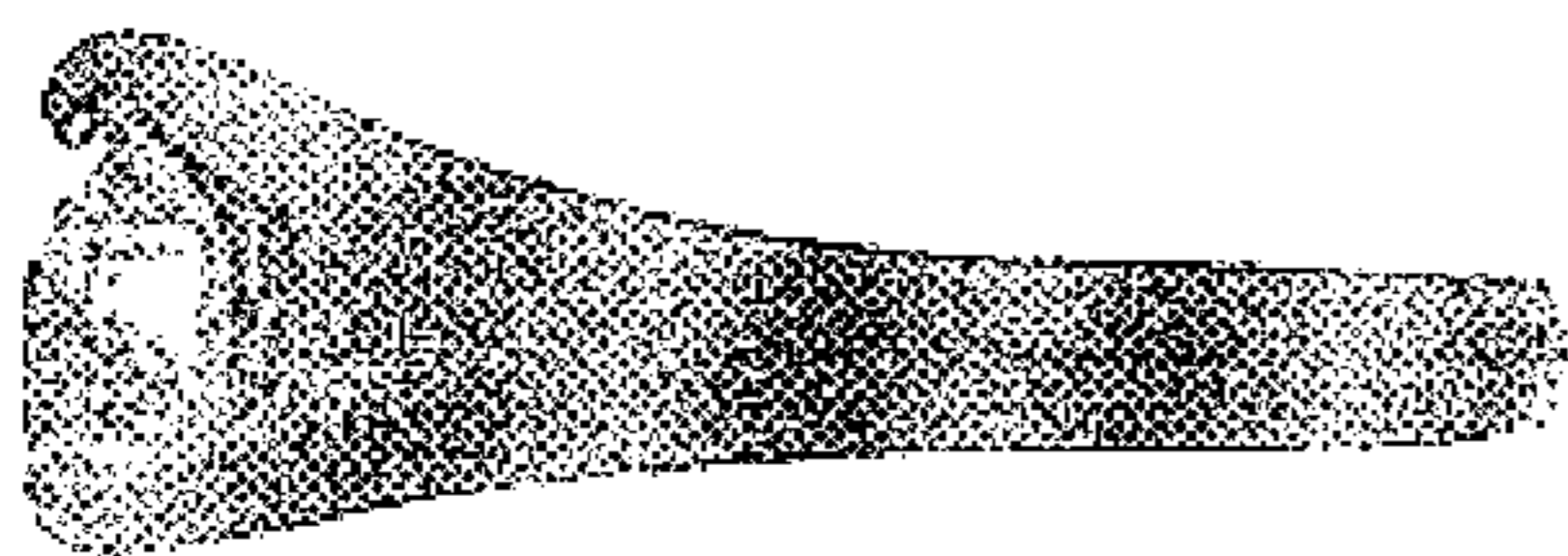
**Fig. 2**



**Fig. 3**



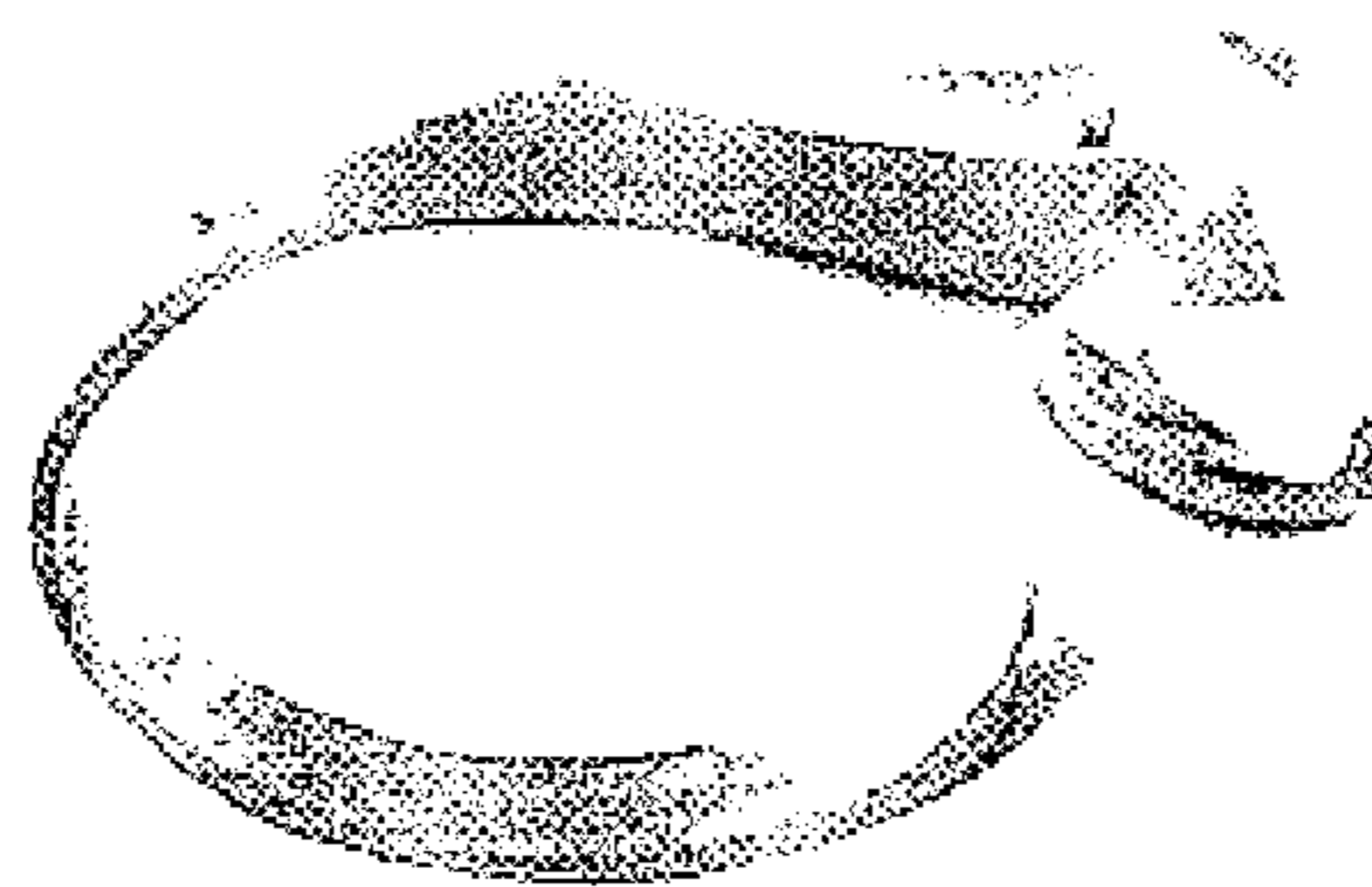
**Fig. 4**



**Fig. 5**



**Fig. 6**



**Fig. 7**