



US00D489019S

(12) **United States Design Patent** (10) **Patent No.:** **US D489,019 S**  
**Hill** (45) **Date of Patent:** **\*\* Apr. 27, 2004**

(54) **WATCHBAND**

\* cited by examiner

(76) Inventor: **Lois Hill**, 235 E. 40th St., New York, NY (US) 10016

*Primary Examiner*—Ralf Seifert  
(74) *Attorney, Agent, or Firm*—Ostrolenk, Faber, Gerb & Soffen, LLP

(\*\*) Term: **14 Years**

(57) **CLAIM**

(21) Appl. No.: **29/179,096**

The ornamental design for a watchband, substantially as shown and described.

(22) Filed: **Apr. 2, 2003**

**DESCRIPTION**

(51) **LOC (7) Cl.** ..... **11-01**

(52) **U.S. Cl.** ..... **D11/3**

(58) **Field of Search** ..... D11/3-15, 18-20,  
D11/22-25, 93; 63/3-4, 9, 21, 38; 59/35.1,  
80-81

FIG. 1 is a front elevational view of a watchband showing my design;

FIG. 2 is a left side elevational view thereof;

FIG. 3 is a rear elevational view thereof; and,

FIG. 4 is an top plan view thereof.


(56) **References Cited**

The broken lines shown in the figures are for illustrative purposes only and form no part of the claimed design. The broken lines merely show the environment in which the claimed design may be used.

**U.S. PATENT DOCUMENTS**

- D81,400 S \* 6/1930 Prestinari ..... D11/12
- D86,378 S \* 3/1932 Kestenmen ..... D11/3
- D212,640 S \* 11/1968 Bollier ..... D11/3

**1 Claim, 1 Drawing Sheet**






FIG. 1

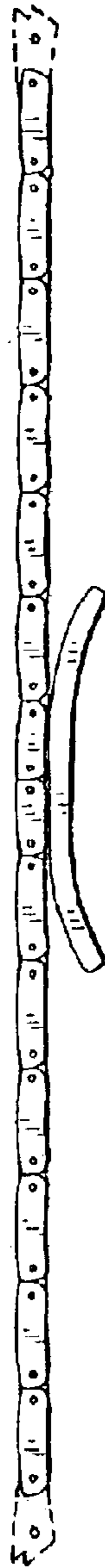


FIG. 2

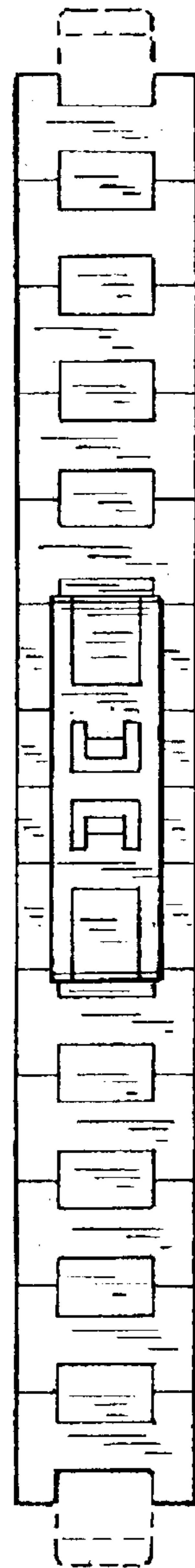


FIG. 3



FIG. 4