



US00D489016S

(12) **United States Design Patent**  
**Triginai et al.**

(10) **Patent No.: US D489,016 S**

(45) **Date of Patent: \*\* Apr. 27, 2004**

(54) **CARTRIDGE WITH A BOTTOM RIGHT-HANDED THREAD FOR INJECTING A FLUORESCENT DYE OR LUBRICANT INTO AN AIR-CONDITIONING OR REFRIGERATION SYSTEM**

(75) Inventors: **Phil Triginai, Mississauga (CA); Tony Ferraro, Mississauga (CA); William Frederick Waters, Mississauga (CA)**

(73) Assignee: **Uview Ultraviolet Systems, Inc., Mississauga (CA)**

(\*\*) Term: **14 Years**

(21) Appl. No.: **29/176,436**

(22) Filed: **Feb. 19, 2003**

(51) **LOC (7) Cl. .... 10-04**

(52) **U.S. Cl. .... D10/101**

(58) **Field of Search ..... D10/46, 109; D15/199; 141/382, 383; 137/15, 206.5, 559; 62/77, 125, 292; 116/276**

(56) **References Cited**

**U.S. PATENT DOCUMENTS**

4,621,193	A	*	11/1986	Van Hoyer	.....	250/302
5,673,722	A	*	10/1997	Brass	.....	137/15.01
D434,990	S		12/2000	Trigiani		
6,293,319	B1		9/2001	Trigiani		

\* cited by examiner

*Primary Examiner*—Antoine Duval Davis  
(74) *Attorney, Agent, or Firm*—Bell, Boyd & Lloyd LLC

(57) **CLAIM**

The ornamental design of a cartridge with a bottom right-handed thread for injecting a fluorescent dye or lubricant into an air-conditioning or refrigeration system, as shown and described.

**DESCRIPTION**

FIG. 1 is a front view of the cartridge with a bottom right-handed thread for injecting a fluorescent dye or lubricant into an air-conditioning or refrigeration system.

FIG. 2 is a back view of the cartridge with a bottom right-handed thread for injecting a fluorescent dye or lubricant into an air-conditioning or refrigeration system.


FIG. 3 is a left side view of the cartridge with a bottom right-handed thread for injecting a fluorescent dye or lubricant into an air-conditioning or refrigeration system.

FIG. 4 is a right side view of the cartridge with a bottom right-handed thread for injecting a fluorescent dye or lubricant into an air-conditioning or refrigeration system.

FIG. 5 is a top view of the cartridge with a bottom right-handed thread for injecting a fluorescent dye or lubricant into an air-conditioning or refrigeration system; and,

FIG. 6 is a bottom view of the cartridge with a bottom right-handed thread for injecting a fluorescent dye or lubricant into an air-conditioning or refrigeration system.

**1 Claim, 1 Drawing Sheet**






FIGURE 1




FIGURE 2




FIGURE 3




FIGURE 4

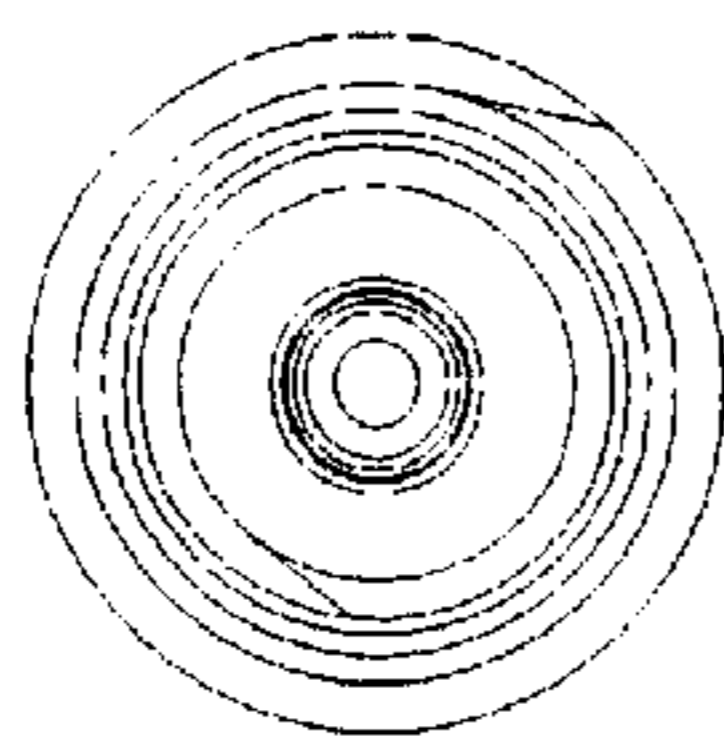


FIGURE 5

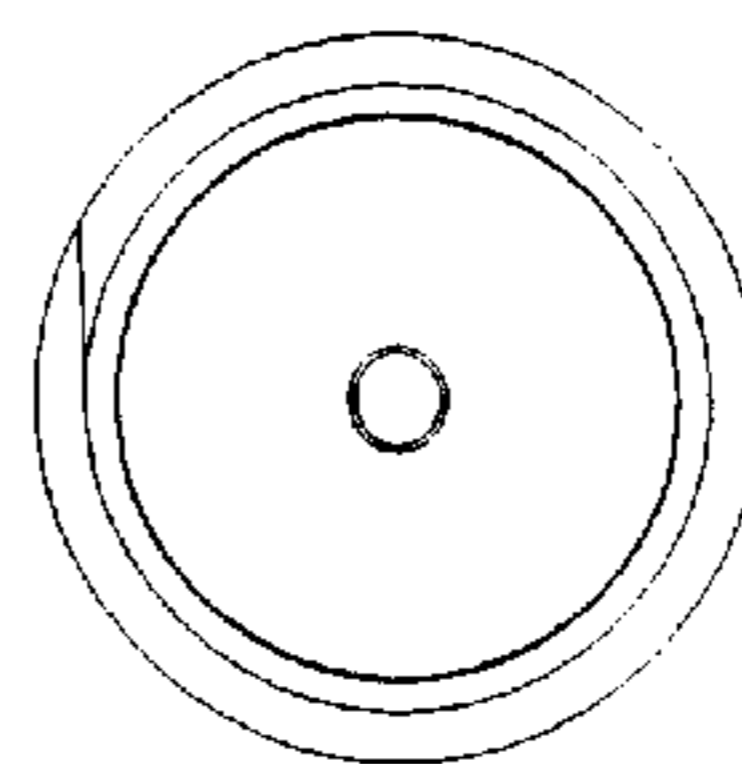


FIGURE 6