



US00D488992S

(12) **United States Design Patent**
Bacon

(10) **Patent No.:** **US D488,992 S**

(45) **Date of Patent:** **** Apr. 27, 2004**

(54) **HANDLE**

(75) **Inventor:** **Craig C. Bacon**, Trempealeau, WI (US)

(73) **Assignee:** **Ashley Furniture Industries, Inc.**,
Arcadia, WI (US)

(**) **Term:** **14 Years**

(21) **Appl. No.:** **29/178,759**

(22) **Filed:** **Mar. 31, 2003**

(51) **LOC (7) Cl.** **08-06**

(52) **U.S. Cl.** **D8/317**

(58) **Field of Search** D8/300, 315, 316-320,
D8/DIG. 1; 16/110.1, 111.1

(56) **References Cited**

U.S. PATENT DOCUMENTS

D109,125 S	*	4/1938	Carlson	D8/317
D142,042 S	*	8/1945	Stewart	D8/317
D165,702 S	*	1/1952	Stewart	D8/315
D191,501 S	*	10/1961	Caminker et al.	D8/317
D311,322 S		10/1990	Jans		
5,475,896 A		12/1995	Wang		
D368,642 S	*	4/1996	Chieda	D8/317
D396,793 S		8/1998	Magnusson		
D402,530 S		12/1998	Simons et al.		

OTHER PUBLICATIONS

Cabinet and Builders Hardware Catalog, 1979 p. 18 (531 drawer pull).*

* cited by examiner

Primary Examiner—Adir Aronovich

(74) *Attorney, Agent, or Firm*—Patterson, Thuente, Skaar & Christensen, P.A.

(57) **CLAIM**

The ornamental design for a handle, as shown and described.

DESCRIPTION

FIG. 1 is a perspective view of a handle according to the invention.

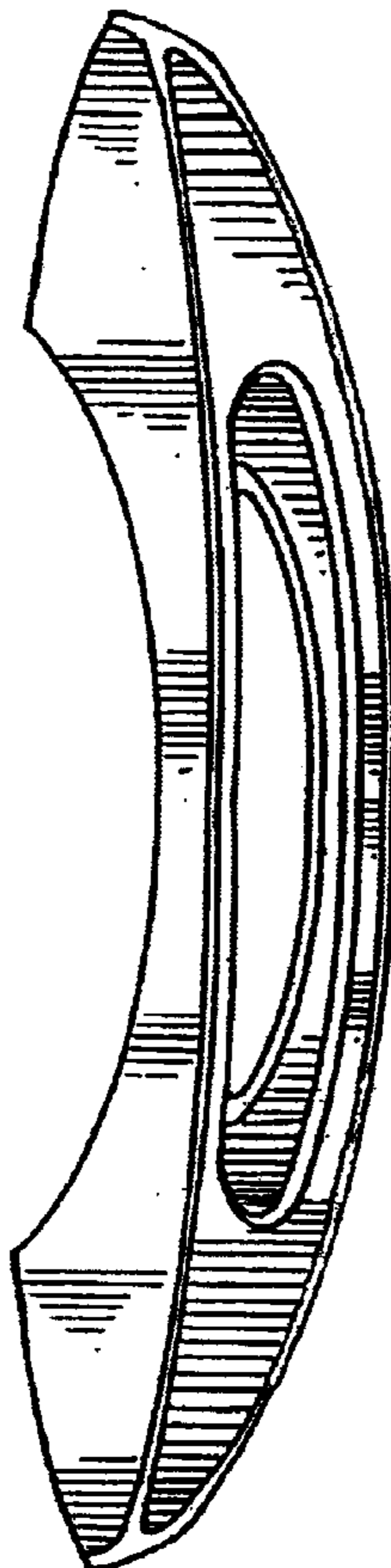
FIG. 2 is a front elevational view of a handle according to the invention.

FIG. 3 is a side elevational view of a handle according to the invention. The view from the other side is a mirror image of this view.

FIG. 4 is a rear elevational view of a handle according to the invention; and,

FIG. 5 is an end view of a handle according to the invention. The view from the other end is a mirror image of this view. The portions of the article in broken lines are shown for illustrative purposes only and form no part of the claimed design.

1 Claim, 2 Drawing Sheets



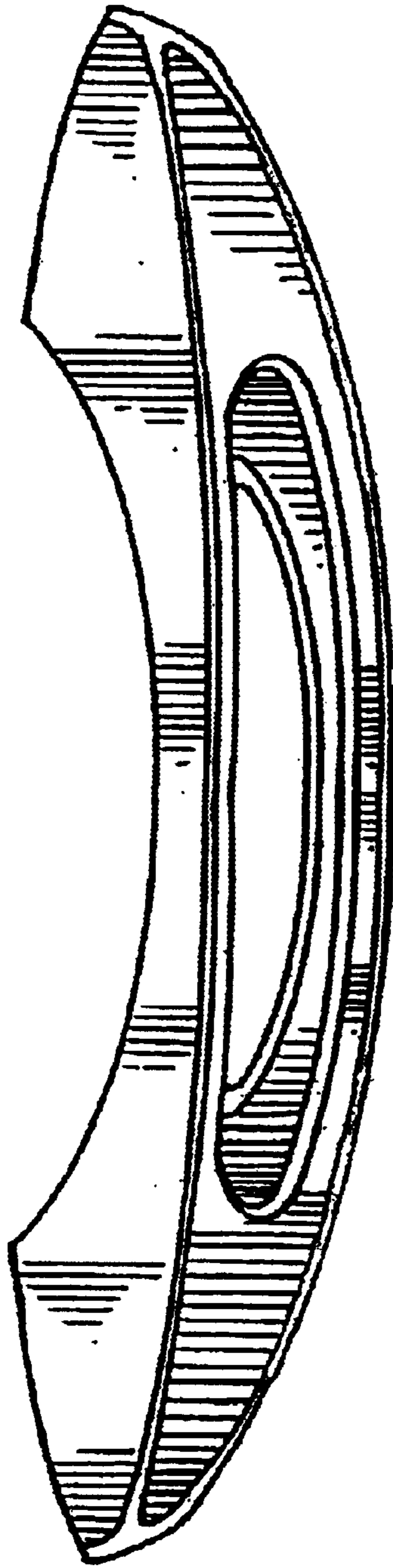


Fig. 1

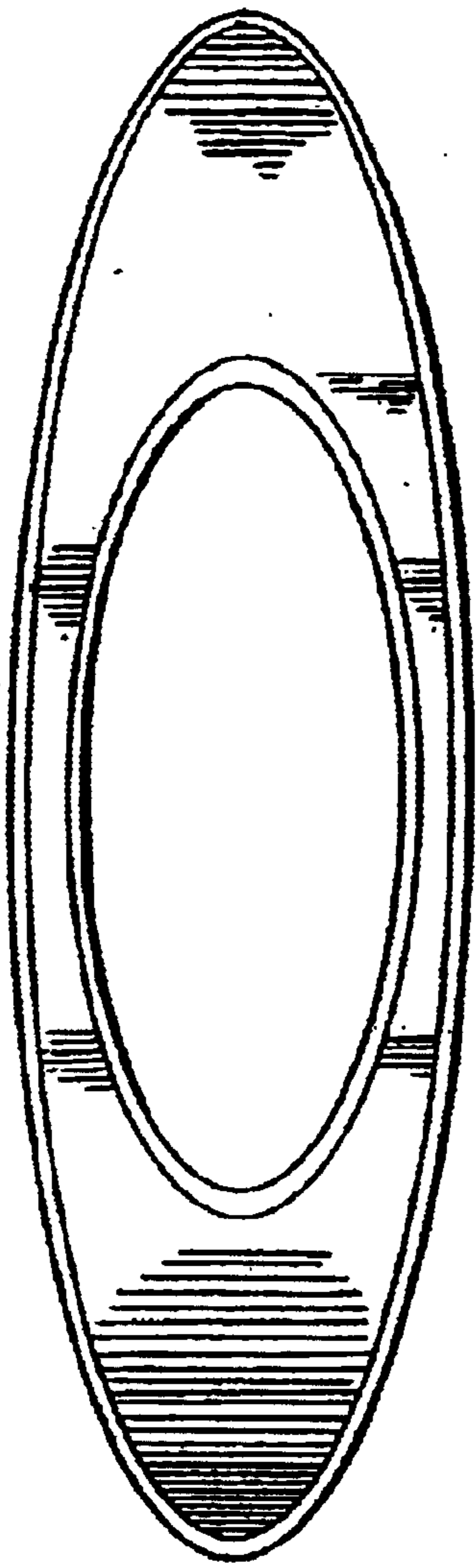


Fig. 2




Fig. 3

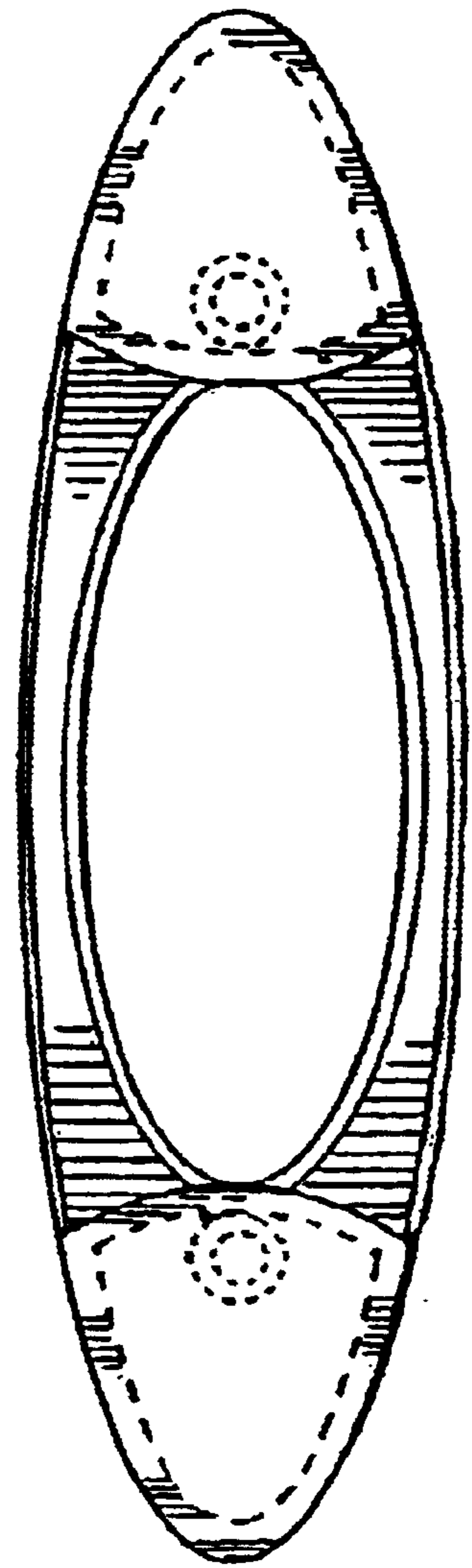


Fig. 4

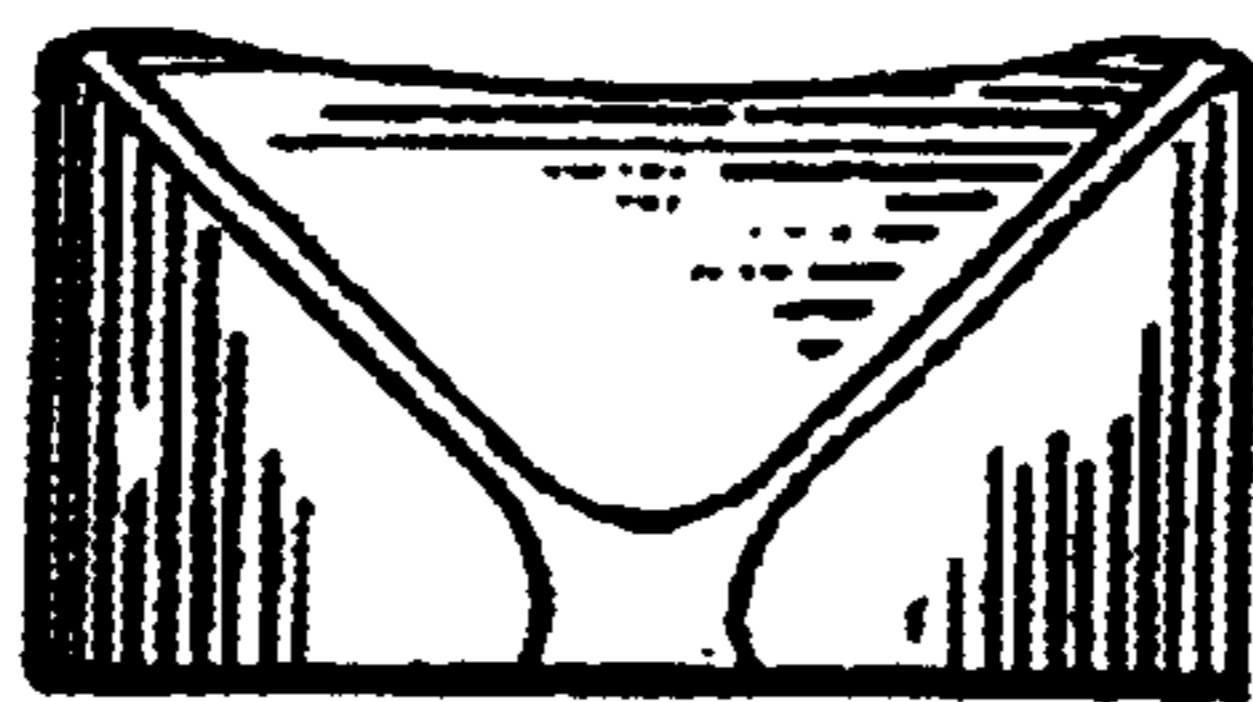


Fig. 5