



US00D488990S

(12) **United States Design Patent**
Roseman

(10) **Patent No.:** **US D488,990 S**

(45) **Date of Patent:** **** Apr. 27, 2004**

(54) **HANDLE**

(75) Inventor: **Richard Roseman**, Evergreen, CO
(US)

(73) Assignee: **Westmount Investments Ltd.**, Nassau
(BS)

(**) Term: **14 Years**

(21) Appl. No.: **29/161,435**

(22) Filed: **May 30, 2002**

(51) **LOC (7) Cl.** **08-06**

(52) **U.S. Cl.** **D8/313**

(58) **Field of Search** D8/300-302, 305-307,
D8/310-314, 319, 320; 16/412-417, 422,
110.1

(56) **References Cited**

U.S. PATENT DOCUMENTS

D47,089 S	*	3/1915	Sohroeder	D8/319
D56,646 S	*	11/1920	Cook	D8/319
D214,778 S	*	7/1969	Solie	D8/306

D249,454 S	*	9/1978	Spellier	D8/313
D326,509 S	*	5/1992	Yvetot	D8/314
5,323,511 A	*	6/1994	Gray	16/422

* cited by examiner

Primary Examiner—Adir Aronovich

(74) *Attorney, Agent, or Firm*—Chase Law Firm, L.C.

(57) **CLAIM**

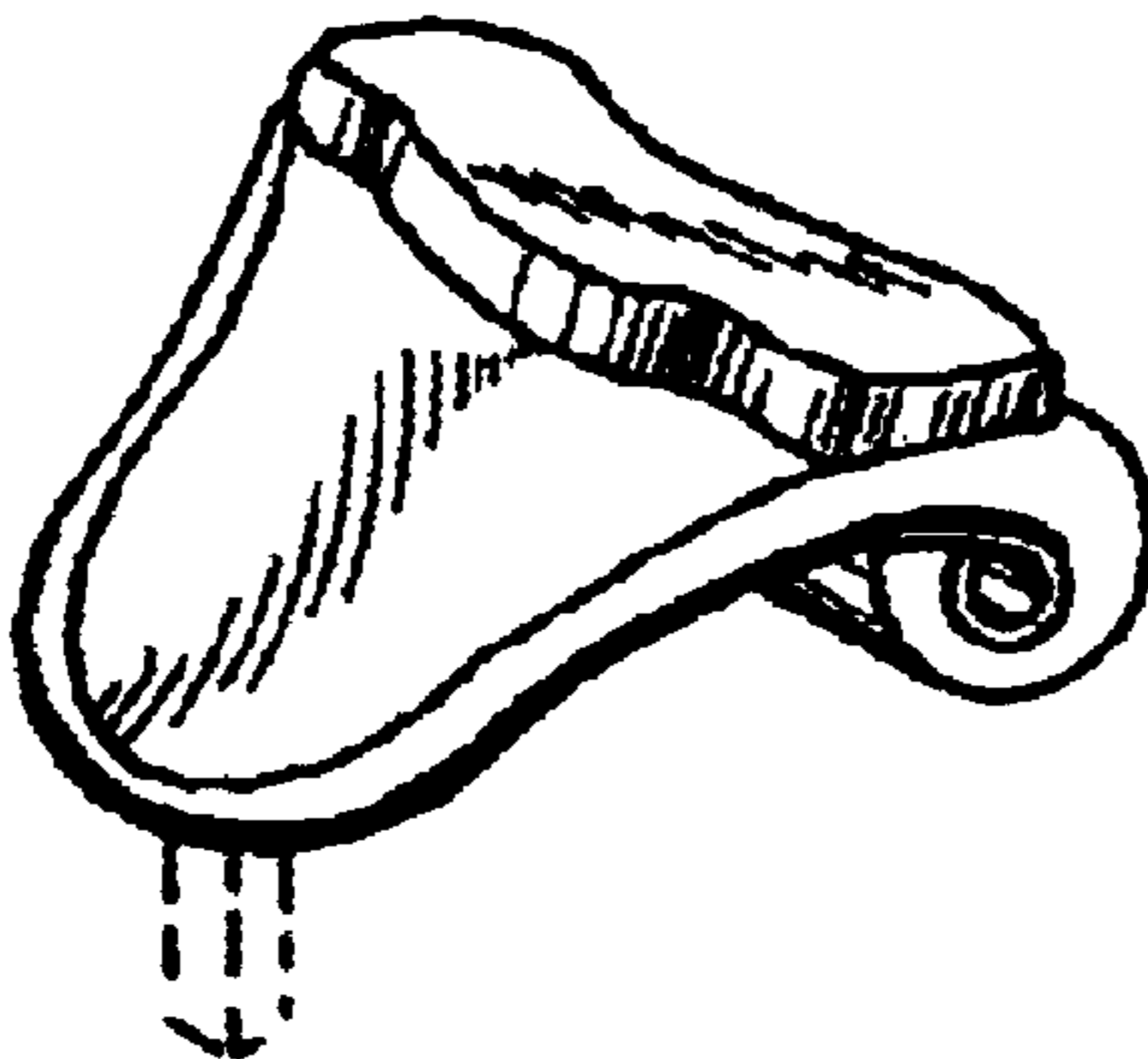
The ornamental design for a handle, as shown and described.

DESCRIPTION

FIG. 1 is a top view of a handle in accordance with the present invention;
FIG. 2 is a bottom view of the handle of FIG. 1;
FIG. 3 is a front view of the handle of FIG. 1;
FIG. 4 is a rear view of the handle of FIG. 1;
FIG. 5 is a right side view of the handle of FIG. 1; and,
FIG. 6 is a perspective view of the handle in accordance with the present invention.

The portion of the handle in broken lines is shown for illustrative purposes only and forms no part of the claimed design.

1 Claim, 1 Drawing Sheet



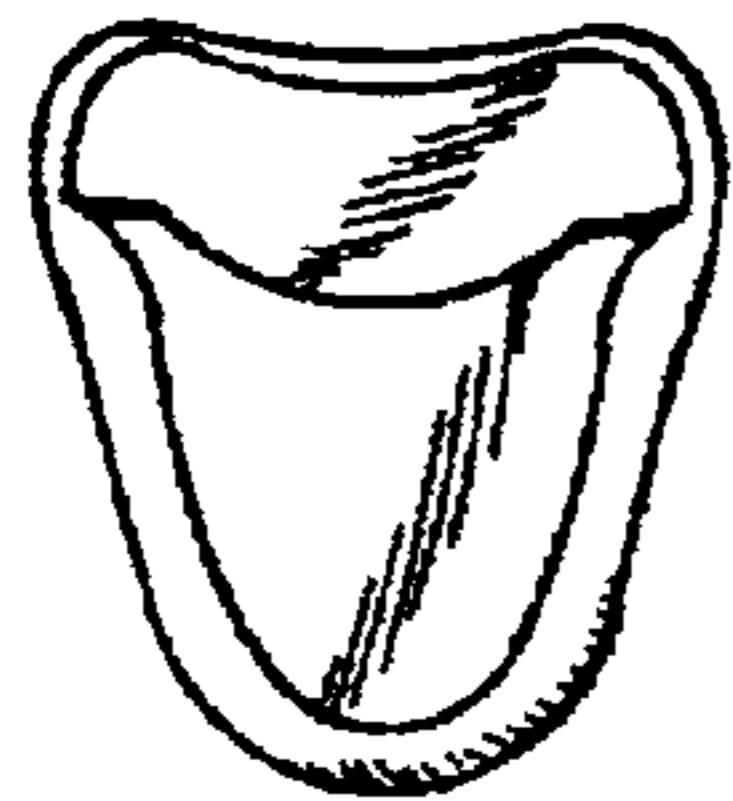


Fig. 1

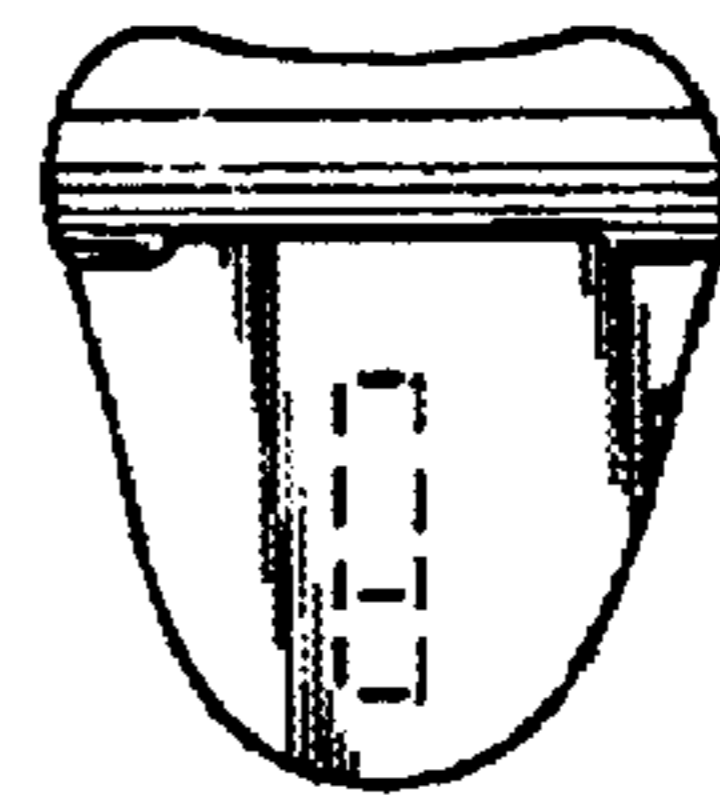


Fig. 2

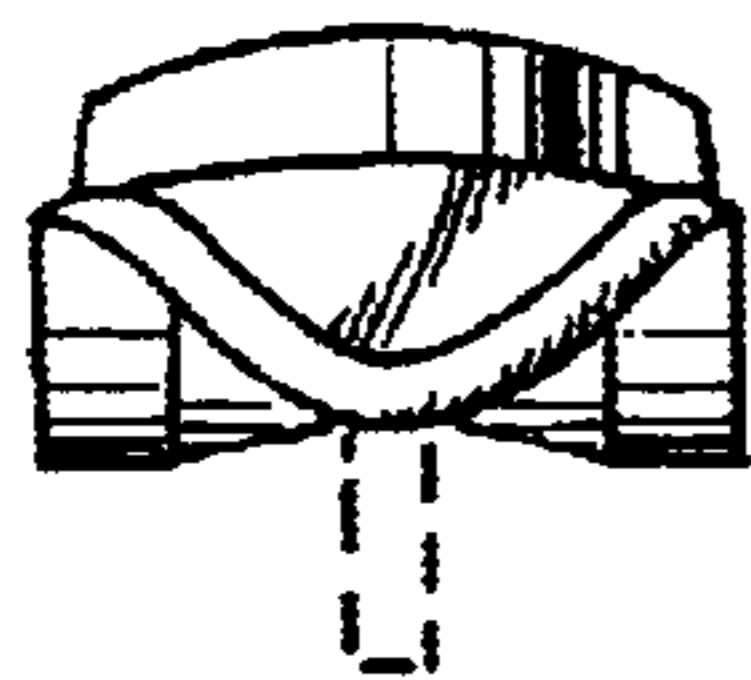


Fig. 3

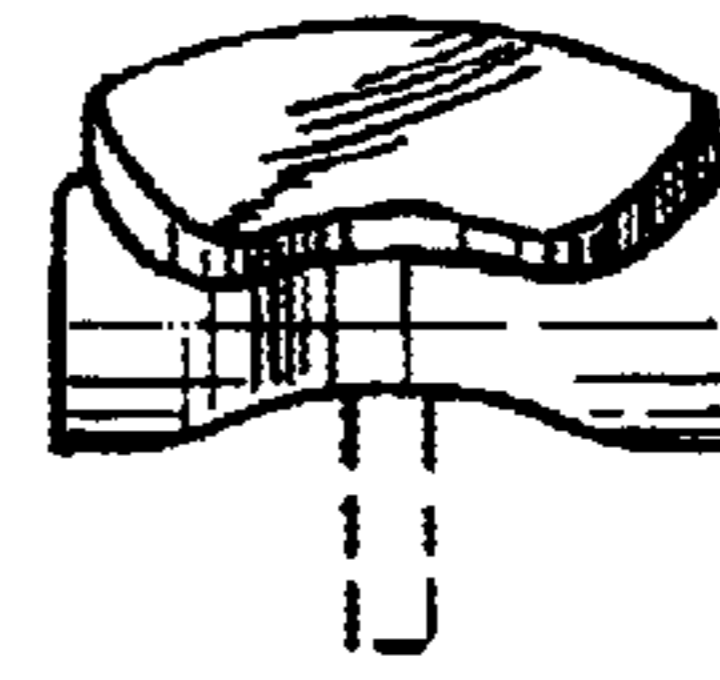


Fig. 4

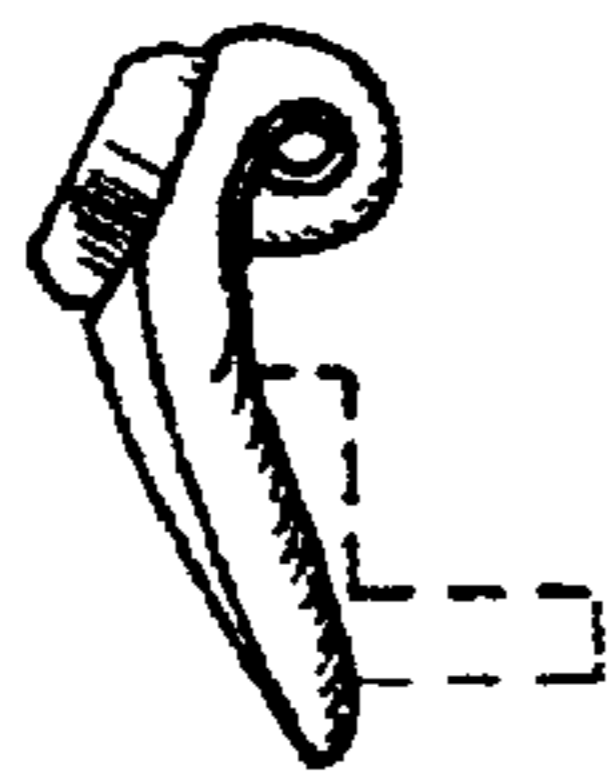


Fig. 5

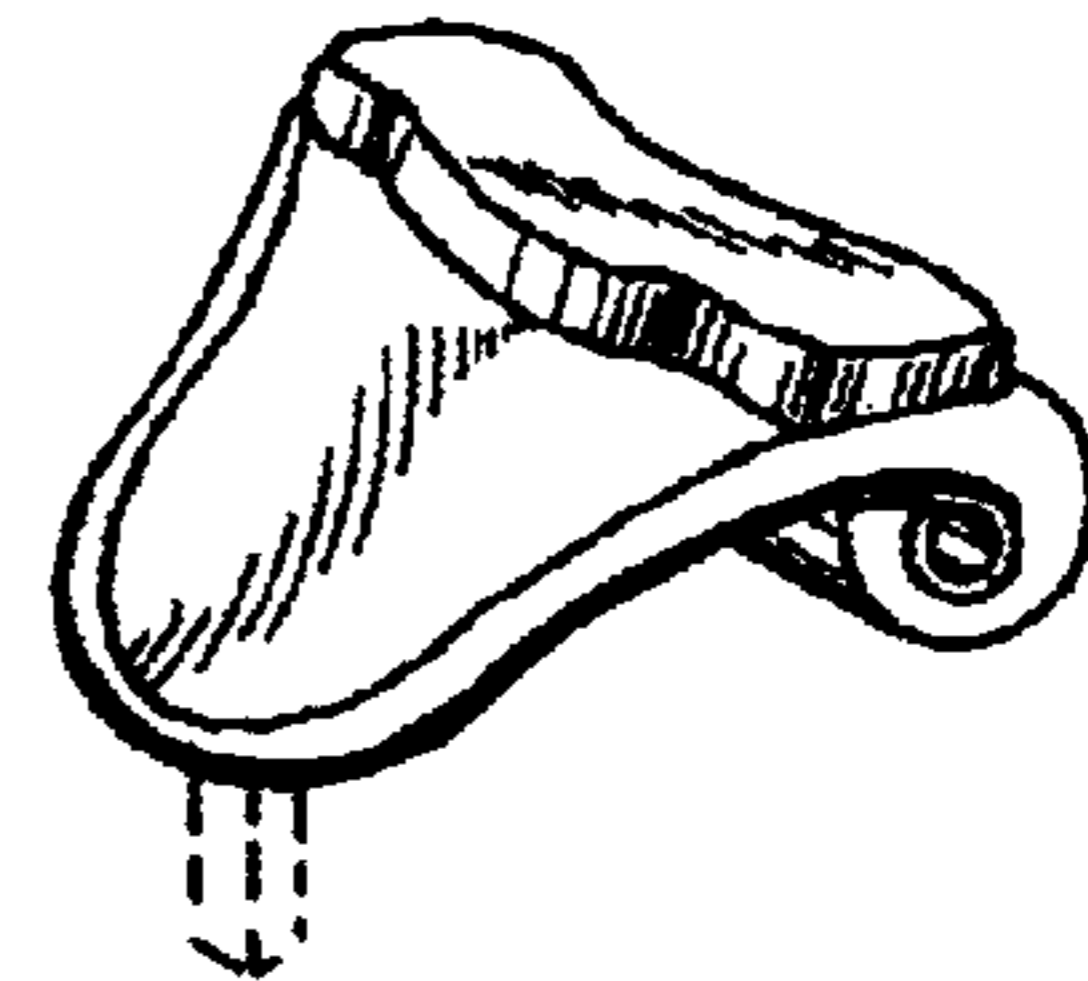


Fig. 6