



US00D488989S

(12) **United States Design Patent**
Roseman

(10) **Patent No.:** **US D488,989 S**

(45) **Date of Patent:** **** Apr. 27, 2004**

(54) **CUPBOARD LATCH**

D385,474 S * 10/1997 Rechberg D8/313

(75) Inventor: **Richard Roseman**, Evergreen, CO
(US)

* cited by examiner

Primary Examiner—Adir Aronovich

(73) Assignee: **Westmount Investments Ltd.**, Nassau
(BS)

(74) *Attorney, Agent, or Firm*—Chase Law Firm, L.C.

(**) Term: **14 Years**

(57) **CLAIM**

The ornamental design for a cupboard latch, as shown and described.

(21) Appl. No.: **29/161,430**

DESCRIPTION

(22) Filed: **May 30, 2002**

(51) **LOC (7) Cl.** **08-06**

(52) **U.S. Cl.** **D8/313**

(58) **Field of Search** D8/300–302, 306,
D8/307, 310, 311, 312, 313; 16/110.1, 412–417

FIG. 1 is a top view of a cupboard latch in accordance with the present invention;

FIG. 2 is a bottom view of the cupboard latch of FIG. 1;

FIG. 3 is a front view of the cupboard latch of FIG. 1;

FIG. 4 is a rear view of the cupboard latch of FIG. 1;

FIG. 5 is a side view of the cupboard latch of FIG. 1; and,

FIG. 6 is a perspective view of the cupboard latch in accordance with the present invention.

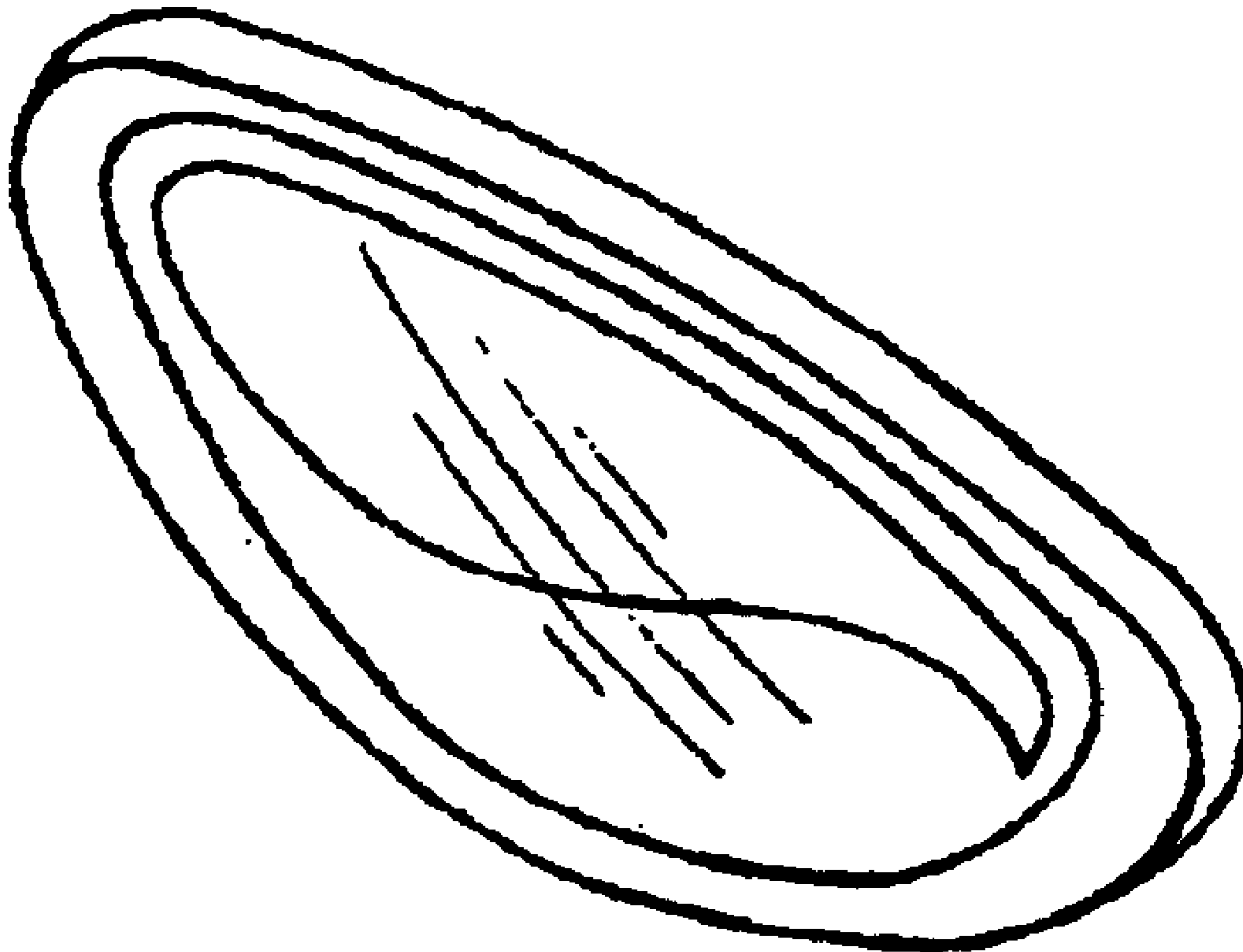
The portion of the article in broken lines is shown for illustrative purposes only and forms no part of the claimed design.

(56) **References Cited**

U.S. PATENT DOCUMENTS

- D820 S * 8/1856 Blake et al. D8/313
- D1,345 S * 11/1860 Sargent et al. D8/313
- 1,606,600 A * 11/1926 Richardson 16/416
- D82,595 S * 11/1930 Rupper D8/307

1 Claim, 1 Drawing Sheet






Fig. 1

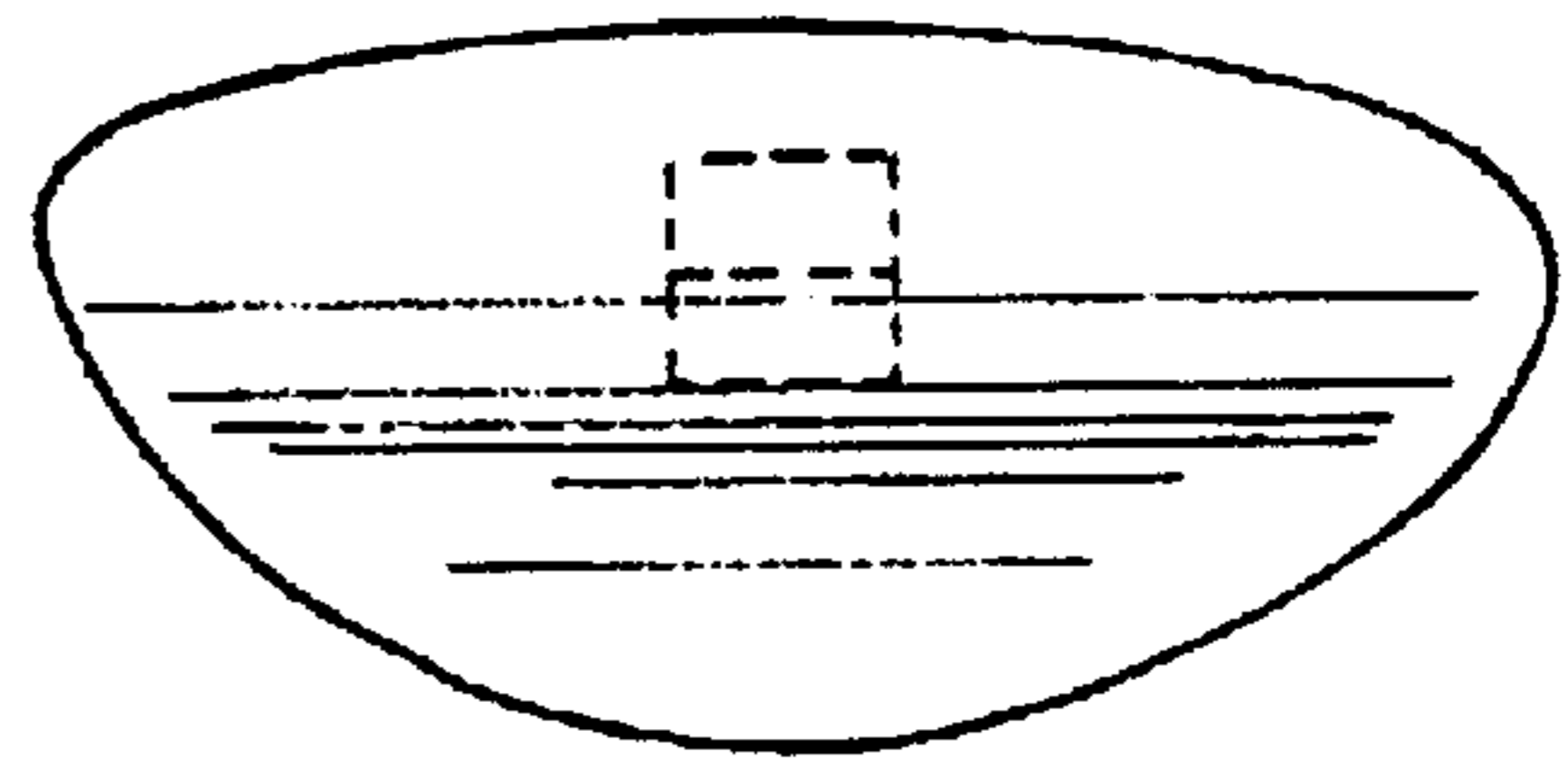


Fig. 2




Fig. 3




Fig. 4



Fig. 5

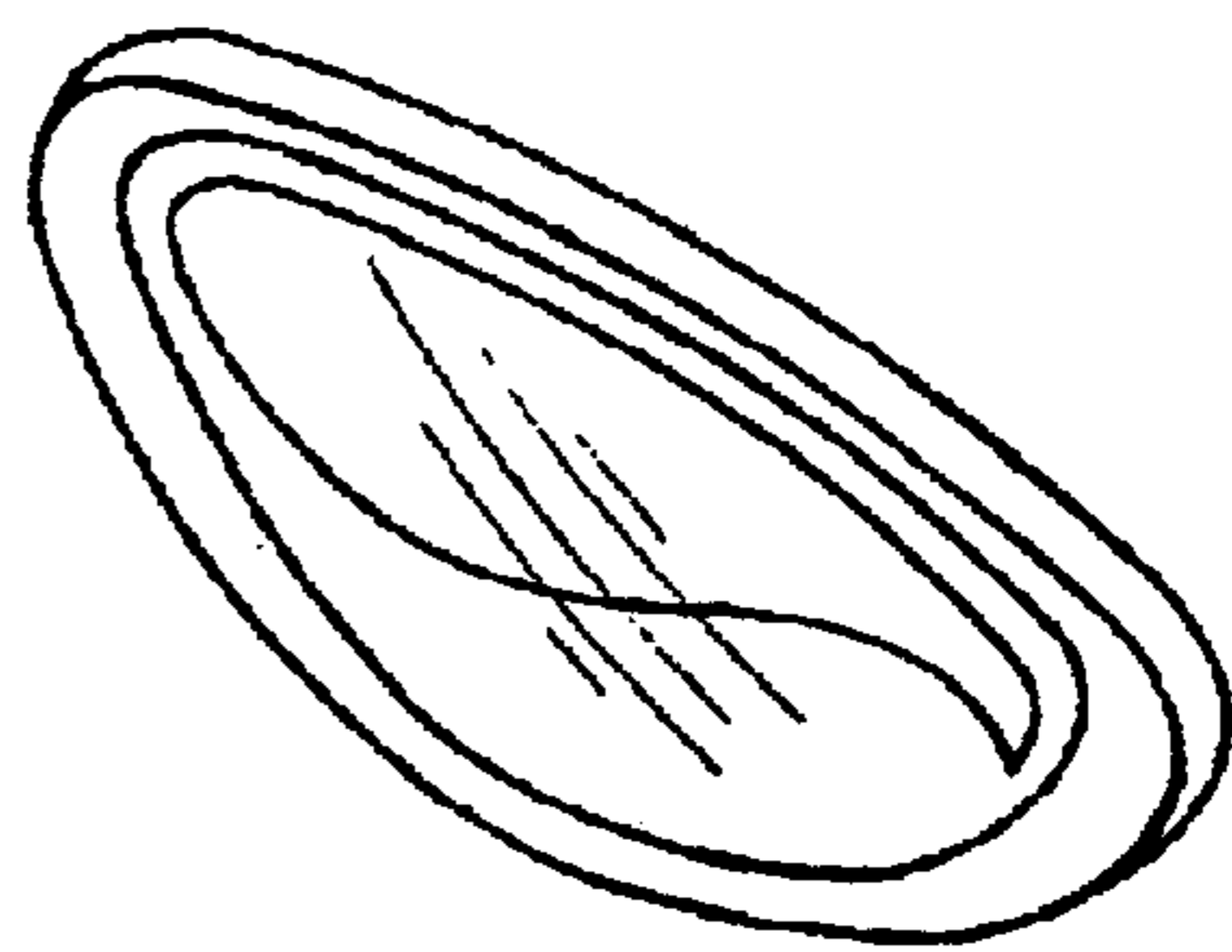


Fig. 6