



US00D488947S

(12) **United States Design Patent**  
**Long et al.**

(10) **Patent No.: US D488,947 S**

(45) **Date of Patent: \*\* Apr. 27, 2004**

(54) **COMBINED STUFFED PLUSH SOCCER BALL AND ATTACHED CHILD SIZED SECURITY BLANKET**

(76) Inventors: **Jean Marie Long**, 10 Chestnut St.  
#1304, Exeter, NH (US) 03833;  
**Stephen Virgil Long**, 10 Chestnut St.  
#1304, Exeter, NH (US) 03833

(\*\*) Term: **14 Years**

(21) Appl. No.: **29/180,377**

(22) Filed: **Apr. 24, 2003**

**Related U.S. Application Data**

(62) Division of application No. 29/152,927, filed on Jan. 3, 2002, now Pat. No. Des. 480,902.

(51) **LOC (7) Cl. .... 06-13**

(52) **U.S. Cl. .... D6/597; D6/603; D21/466; D21/713; D21/398**

(58) **Field of Search** ..... D21/398, 406, D21/465, 466, 483, 707, 712-714; D3/270, 271; D6/597, 603, 601, 608; D9/305, 307; D4/107, 116, 124, 138; D32/43; D28/63; D2/501, 508, 866, 869, 889, 895; 446/26, 27, 34, 71, 76, 77, 227, 486, 487, 490; 473/575, 576; 428/15, 28; 2/209.13; 15/105, 208, 209; 5/639, 482-486, 490, 907

(56) **References Cited**

**U.S. PATENT DOCUMENTS**

D60,795 S \* 4/1922 Lackner ..... D2/869

D242,105 S \* 11/1976 Rohrs ..... D6/608  
4,590,633 A \* 5/1986 Pickens ..... 446/73 X  
4,738,450 A \* 4/1988 Wexler ..... 473/598  
5,467,981 A \* 11/1995 Rudell et al. .... 473/576  
D405,926 S \* 2/1999 Badillo ..... D28/63  
5,893,811 A \* 4/1999 Stover et al. .... 473/575  
D459,749 S \* 7/2002 Cohen ..... D17/22  
6,427,267 B1 \* 8/2002 Turner ..... 5/482

**OTHER PUBLICATIONS**

Hong Kong Toys Feb. 1992, p. 298: soccer ball at left center of page.\*

\* cited by examiner

*Primary Examiner*—Mitchell Siegel

*Assistant Examiner*—C. Tuttle

(57) **CLAIM**

The ornamental design for the combined stuffed plush soccer ball and attached child sized security blanket, as shown and described.

**DESCRIPTION**

FIG. 1 is a perspective view of the combined stuffed plush soccer ball and attached child size security blanket, the blanket having a satin binding;

FIG. 2 is a rear elevational view thereof; and,

FIG. 3 is a top plan view thereof.

**1 Claim, 1 Drawing Sheet**




FIG. 1




FIG. 2




FIG. 3

