



US00D488941S

(12) **United States Design Patent**
Lemire et al.

(10) **Patent No.:** **US D488,941 S**

(45) **Date of Patent:** **** Apr. 27, 2004**

(54) **SIDERAIL FOR BED**

(75) Inventors: **Guy Lemire**, Beaumont (CA); **Marco Morin**, Sainte-Foy (CA)

(73) Assignee: **Stryker Corporation**, Kalamazoo, MI (US)

(**) Term: **14 Years**

(21) Appl. No.: **29/181,454**

(22) Filed: **May 9, 2003**

(51) **LOC (7) Cl.** **06-06**

(52) **U.S. Cl.** **D6/503**

(58) **Field of Search** D6/382, 389-395,
D6/503, 491; 5/279.1, 280, 281, 907, 425,
428, 429

(56) **References Cited**

U.S. PATENT DOCUMENTS

4,215,446 A * 8/1980 Mahoney 5/425

5,044,025 A * 9/1991 Hunsinger et al. 5/424
6,038,721 A * 3/2000 Gordon 5/663
D479,070 S * 9/2003 Goodwin et al. D6/503

* cited by examiner

Primary Examiner—Janice E. Seeger

(74) *Attorney, Agent, or Firm*—Flynn, Thiel, Boutell & Tanis, P.C.

(57) **CLAIM**

The ornamental design in a siderail for bed, as shown and described.

DESCRIPTION

FIG. 1 is a front view of a siderail for bed embodying our new design;

FIG. 2 is a top view thereof;

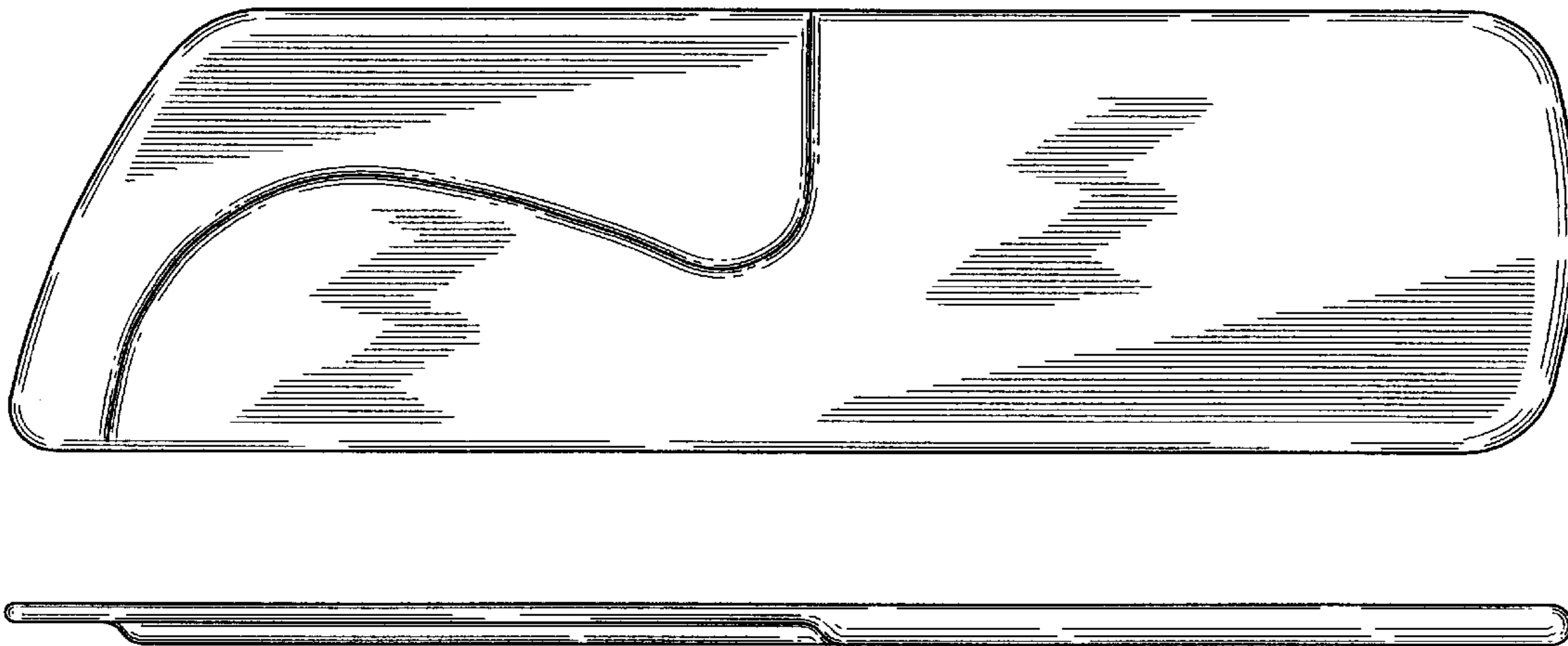
FIG. 3 is a bottom view thereof;

FIG. 4 is a left edge view thereof;

FIG. 5 is a right edge view thereof; and,

FIG. 6 is a back view thereof.

1 Claim, 3 Drawing Sheets



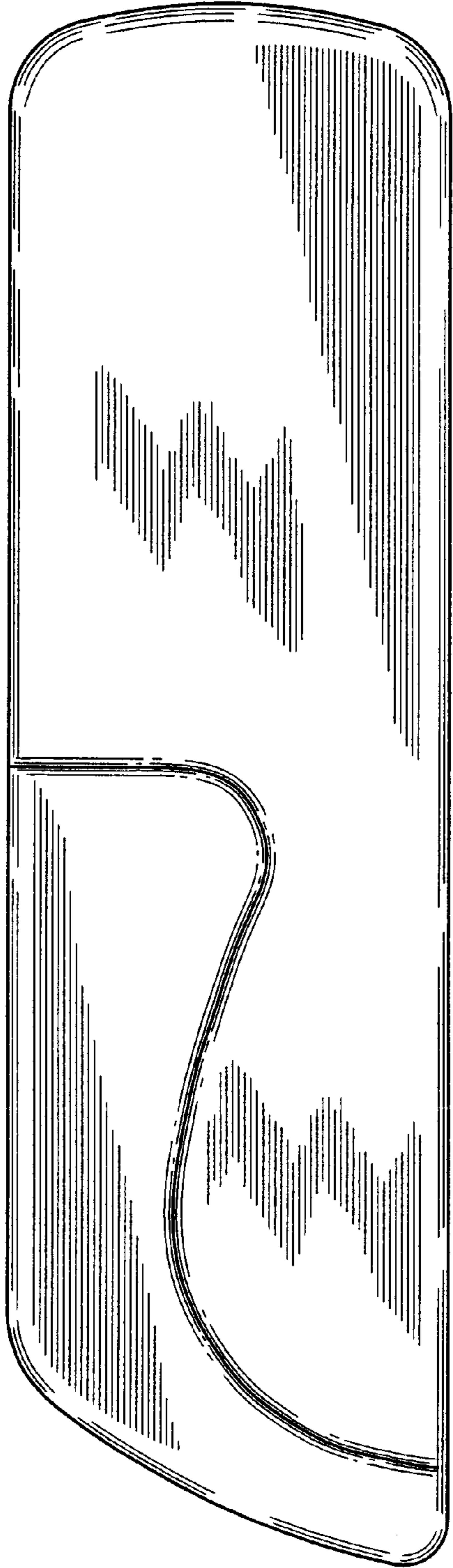


FIG. 1



FIG. 2



FIG. 3



FIG. 4




FIG. 5

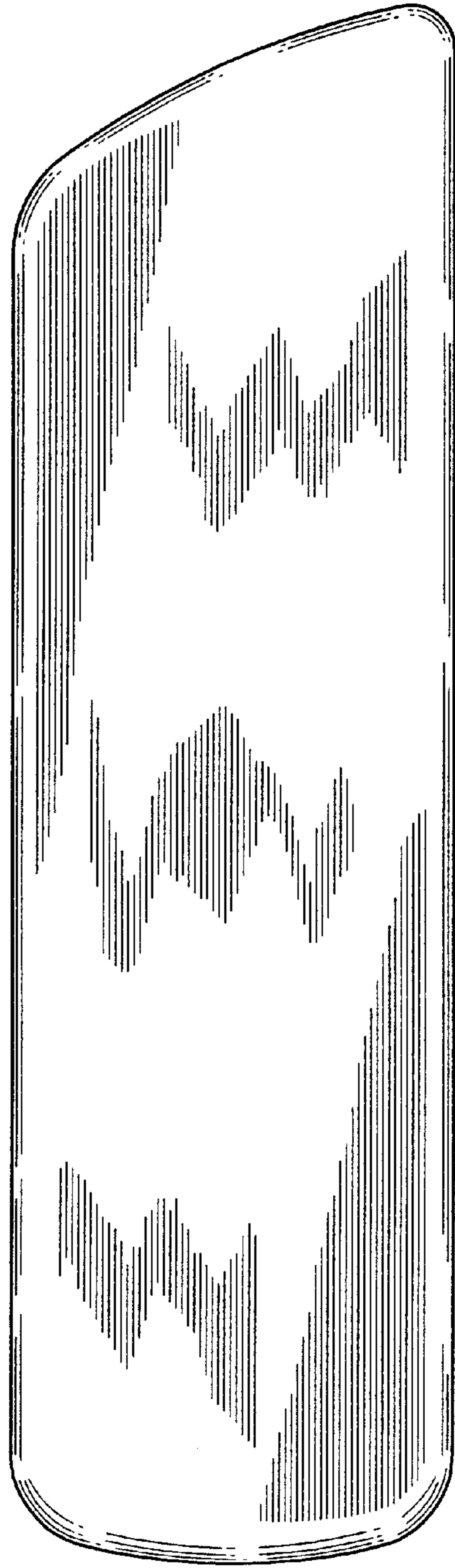


FIG. 6