



US00D488934S

(12) **United States Design Patent**  
**Milinov**

(10) **Patent No.:** **US D488,934 S**  
(45) **Date of Patent:** **\*\* Apr. 27, 2004**

(54) **TRANSFORMABLE FURNITURE**

(75) Inventor: **Ilian Vladimirov Milinov, Sofia (BG)**

(73) Assignee: **ORT Joint-Stock Company, Sofia (BG)**

(\*\*) Term: **14 Years**

(21) Appl. No.: **29/160,028**

(22) Filed: **May 3, 2002**

(51) **LOC (7) Cl.** ..... **06-01**

(52) **U.S. Cl.** ..... **D6/336**

(58) **Field of Search** ..... D6/334, 335, 336,  
D6/367, 381, 500-502, 422, 480, 481, 483,  
484; 297/232, 118, 124, 126; 108/50.01,  
115, 146

(56) **References Cited**

**U.S. PATENT DOCUMENTS**

D99,556 S	*	5/1936	Smith	.....	D6/367
D279,846 S	*	7/1985	Esslinger	.....	D6/483
D314,105 S	*	1/1991	Vossoughi	.....	D6/484
D325,833 S	*	5/1992	Saotome	.....	D6/484
D435,736 S	*	1/2001	Chrisco et al.	.....	D6/336
D470,666 S	*	2/2003	Peloquin	.....	D6/336
D473,724 S	*	4/2003	Hans De Wit	.....	D6/336

**FOREIGN PATENT DOCUMENTS**

EP	0 447 925 A2	3/1991
WO	WO 88/04903	7/1988
WO	WO 96/29915	10/1996
WO	WO 01/76421 A1	10/2001

\* cited by examiner

*Primary Examiner*—Stacia Cadmus

*Assistant Examiner*—Mimosa De

(74) *Attorney, Agent, or Firm*—Finnegan, Henderson, Farabow, Garrett & Dunner, LLP

(57) **CLAIM**

The ornamental design for transformable furniture, as shown and described.

**DESCRIPTION**

FIG. 1 is a right-perspective view of my design for transformable furniture;

FIG. 2 is a right-rear perspective view of the design of FIG. 1;

FIG. 3 is a right-rear perspective view of the design of FIG. 1 with a cover along one edge of an element thereof shown in an alternate position to that depicted in FIG. 2;

FIG. 4 is an enlarged right-side view of the design of FIG. 1, the left side view being a mirror image thereof;

FIG. 5 is a top view of the design shown in the configuration of FIG. 1;

FIG. 6 is a bottom view of the design of FIG. 1;

FIG. 7 is a front view of the design of FIG. 1;

FIG. 8 is a rear view of the design of FIG. 1;

FIG. 9 is a right-rear perspective view showing the design of FIG. 1 in an alternate configuration to that depicted in FIGS. 1-8;

FIG. 10 is a right-front perspective view of the design of FIG. 1 in an alternate configuration;

FIG. 11 is a right-rear perspective view of the design of FIG. 10;

FIG. 12 is a right-side view of FIG. 10, the left side view being a mirror image thereof;

FIG. 13 is a bottom view of FIG. 10;


FIG. 14 is a top view of FIG. 10;


FIG. 15 is a front view of FIG. 10; and,

FIG. 16 is a rear view of FIG. 10.

The actual shade used for a given component of the transformable furniture is not indicative of any particular color or shade of gray. The various shades are used merely to depict contrast between the components and shading thereof.

**1 Claim, 8 Drawing Sheets**







**FIG. 1**




**FIG. 2**




**FIG. 3**




**FIG. 4**




**FIG. 5**



**FIG. 6**




**FIG. 7**




**FIG. 8**



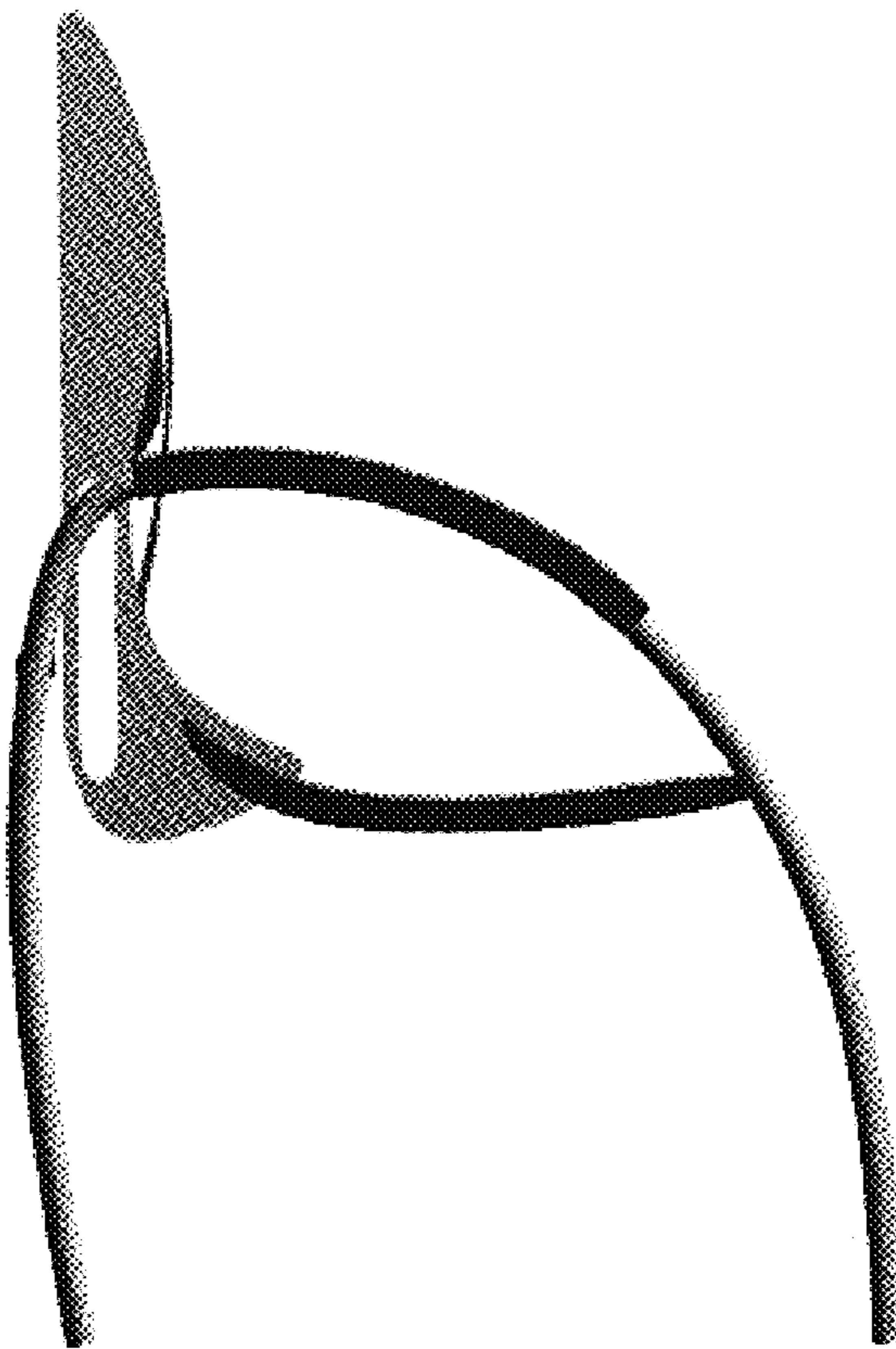
**FIG. 9**




**FIG. 10**




**FIG. 11**



**FIG. 12**



**FIG. 13**



**FIG. 14**






FIG. 15




FIG. 16