



US00D488932S

(12) **United States Design Patent**  
**Forster**

(10) **Patent No.:** **US D488,932 S**

(45) **Date of Patent:** **\*\* Apr. 27, 2004**

(54) **TELESCOPING PHOTOGRAPH HOLDER**

(76) **Inventor:** **Michelle D. Forster**, 7431 Gerald,  
Warren, MI (US) 48092

(\*\*) **Term:** **14 Years**

(21) **Appl. No.:** **29/167,909**

(22) **Filed:** **Sep. 23, 2002**

(51) **LOC (7) Cl.** ..... **06-07**

(52) **U.S. Cl.** ..... **D6/300; D6/314**

(58) **Field of Search** ..... D6/300-302, 308-314;  
40/700, 711, 720, 721, 722, 725, 732, 734,  
765-767, 768, 790, 798, 701, 705, 706,  
707, 709, 710

(56) **References Cited**

**U.S. PATENT DOCUMENTS**

2,599,921 A \* 6/1952 Johnson ..... 40/725

D209,035 S \* 10/1967 Robert ..... D6/314

3,409,347 A \* 11/1968 Vogel ..... 40/725

D295,465 S \* 5/1988 Anthony ..... D6/300

5,999,336 A \* 12/1999 Yang, Jr. .... 359/742

6,058,640 A \* 5/2000 Young ..... 40/709

\* cited by examiner

*Primary Examiner*—Janice E. Seeger

(74) *Attorney, Agent, or Firm*—Lynn E. Cargill

(57) **CLAIM**

The ornamental design for a telescoping photograph holder,  
as shown and described.

**DESCRIPTION**

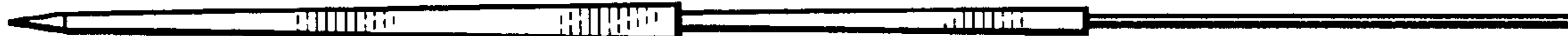
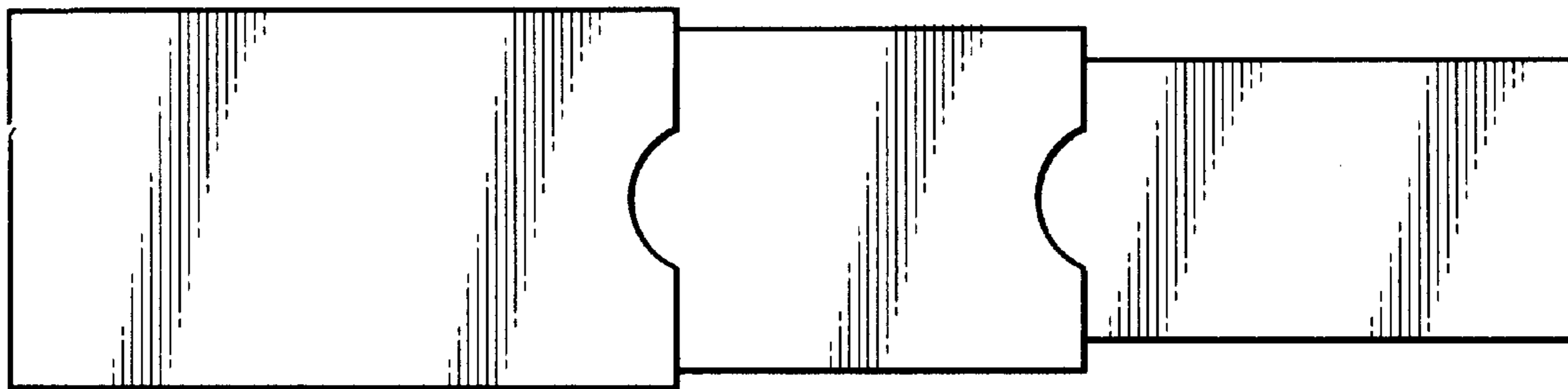
FIG. 1 is a top plan view of a telescoping photograph holder  
in accordance with the present invention;

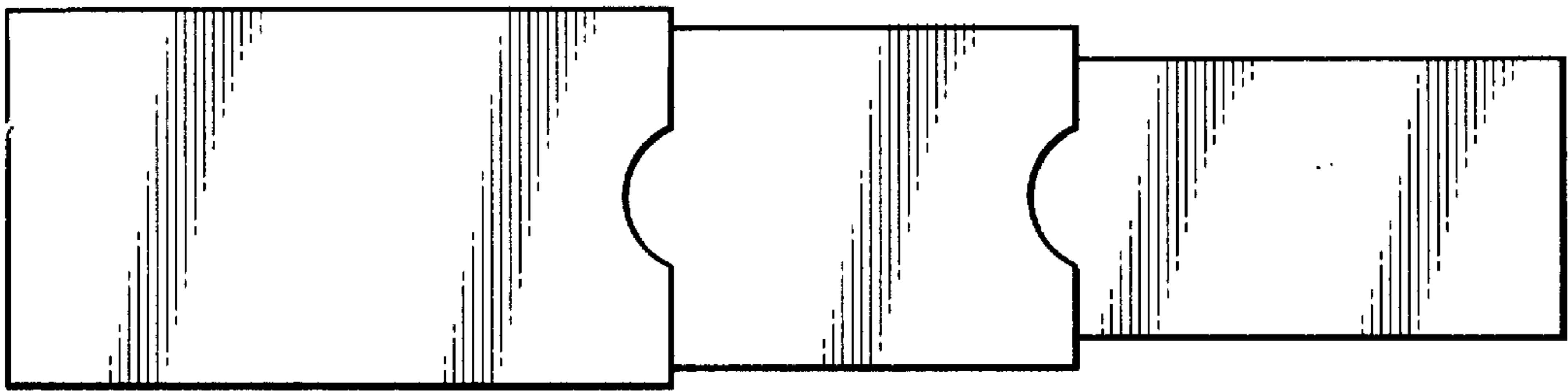
FIG. 2 is a bottom plan view of the holder of FIG. 1;

FIG. 3 is a right side elevational view of the holder of FIG.  
1; and,

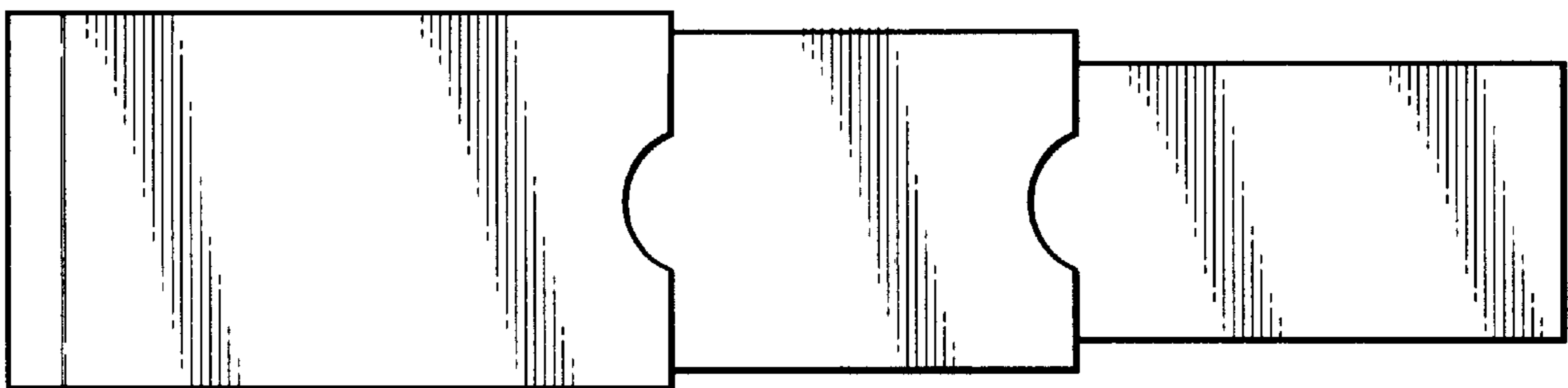
FIG. 4 is a left side elevational view of the holder of FIG.  
1.

**1 Claim, 1 Drawing Sheet**






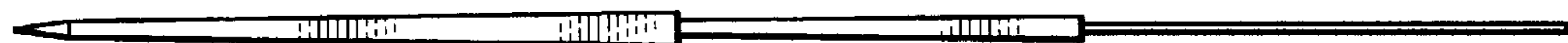
**FIG - 1**



**FIG - 2**



**FIG - 3**



**FIG - 4**