



US00D488921S

(12) **United States Design Patent**
Zhang

(10) **Patent No.:** **US D488,921 S**

(45) **Date of Patent:** **** Apr. 27, 2004**

(54) **L.E.D. LIGHT**

(75) **Inventor:** **Xiaohong Zhang**, Saratoga, CA (US)

(73) **Assignee:** **Loo Loo Enterprises, Inc.**, San Jose, CA (US)

(**) **Term:** **14 Years**

(21) **Appl. No.:** **29/174,228**

(22) **Filed:** **Jan. 14, 2003**

(51) **LOC (7) Cl.** **03-01**

(52) **U.S. Cl.** **D3/209**

(58) **Field of Search** D3/207-212; 24/3.6;
70/456 B, 456 R, 458, 460, 408; 206/37.1,
37.3

(56) **References Cited**

U.S. PATENT DOCUMENTS

D313,504 S	*	1/1991	Charet et al.	D3/209
5,158,356 A	*	10/1992	Guthrie	362/188
D375,372 S	*	11/1996	Allen	D26/37
D380,896 S	*	7/1997	Grant	D3/208
D410,771 S	*	6/1999	Chang	D3/208
D421,522 S	*	3/2000	Chang	D3/208
D425,226 S	*	5/2000	Galli	D26/37
6,190,018 B1	*	2/2001	Parsons et al.	362/116
D445,928 S	*	7/2001	Sharrah et al.	D26/38
6,357,890 B1	*	3/2002	Parsons et al.	362/116
D465,591 S	*	11/2002	Kieger et al.	D26/38
6,511,214 B1	*	1/2003	Parsons et al.	362/116

6,523,973 B2	*	2/2003	Galli	362/200
6,530,672 B2	*	3/2003	Galli	362/200
D476,766 S	*	7/2003	Halasz	D26/38
6,609,811 B1	*	8/2003	Sharrah	362/116

* cited by examiner

Primary Examiner—Ralf Seifert

(74) *Attorney, Agent, or Firm*—Michael Best & Friedrich LLP

(57) **CLAIM**

I claim the ornamental design for an L.E.D. light, as shown and described.

DESCRIPTION

FIG. 1 is a perspective view of a light embodying my new design;

FIG. 2 is a top plan view thereof;

FIG. 3 is a left side elevational view, the right side view being a mirror image of that shown;

FIG. 4 is a bottom plan view thereof;

FIG. 5 is a front elevational view thereof; and,

FIG. 6 is a rear elevational view thereof.

The L.E.D. light design comprises an outer housing, which may house interior portions and components of the light. The housing of the embodiment shown in FIGS. 1-6 is substantially translucent, and therefore, at least some of the interior portions and components of the light are visible.

The portions of the design shown in dotted lines are not being claimed.

1 Claim, 2 Drawing Sheets

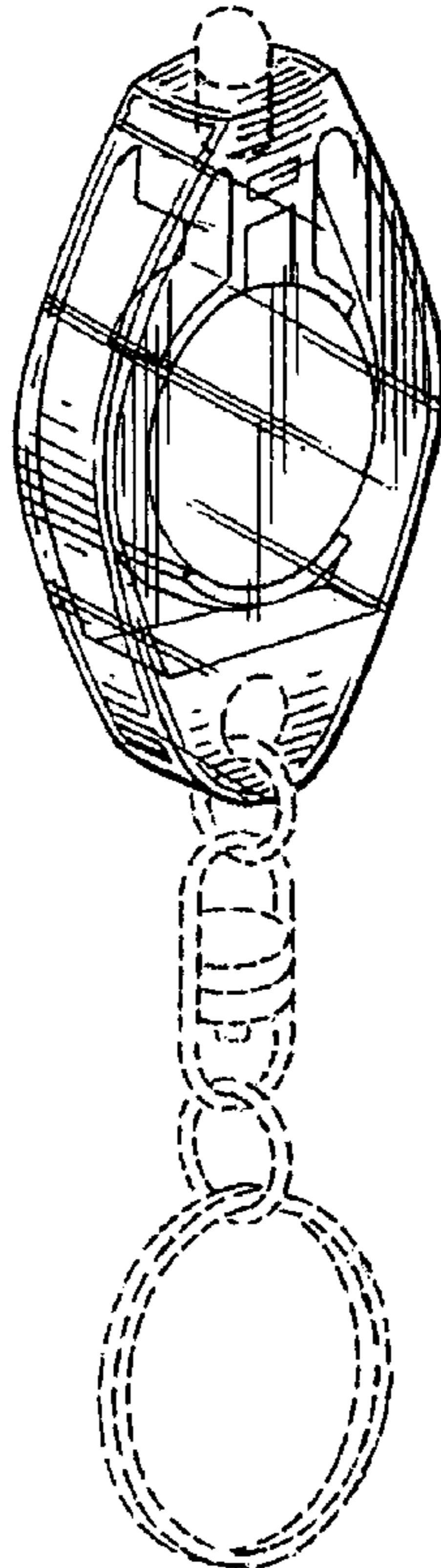




FIG. 3

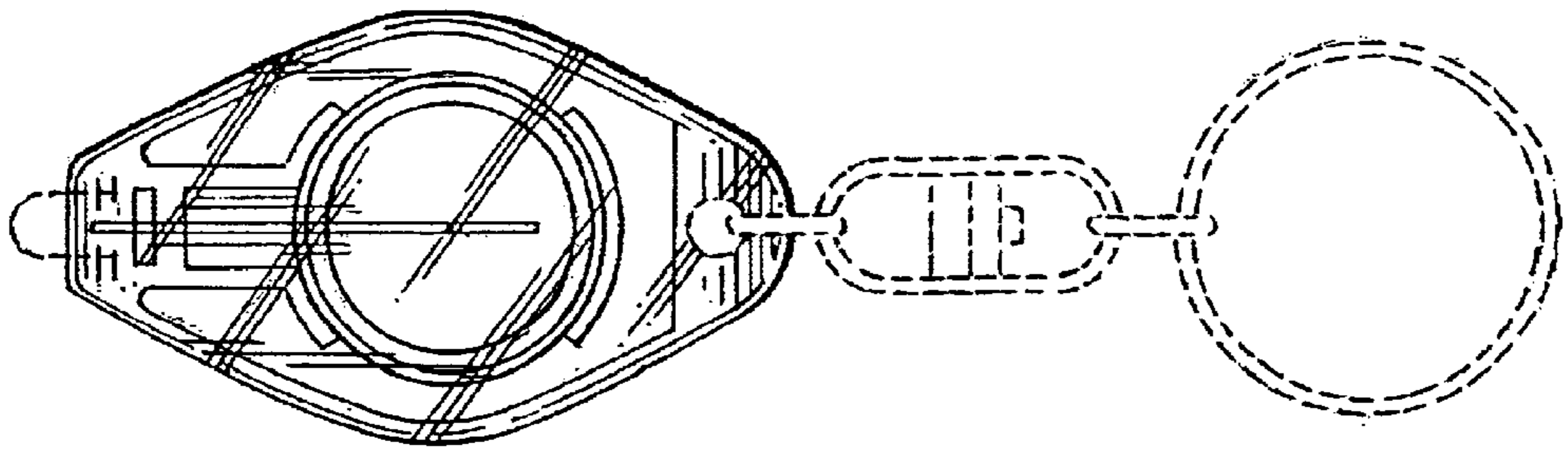


FIG. 2

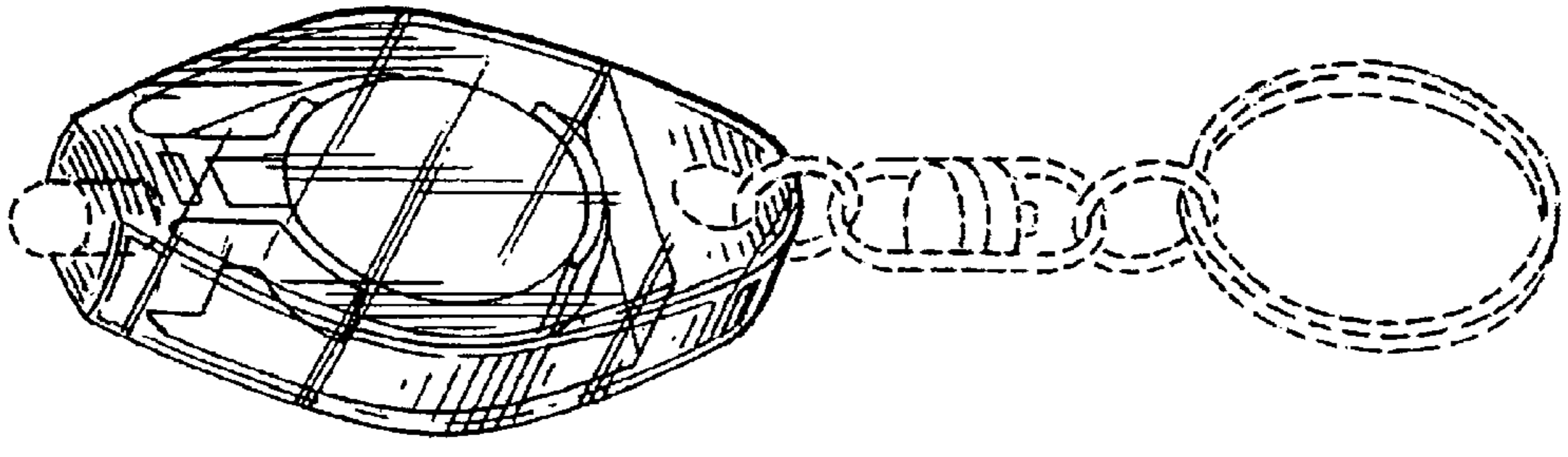


FIG. 1

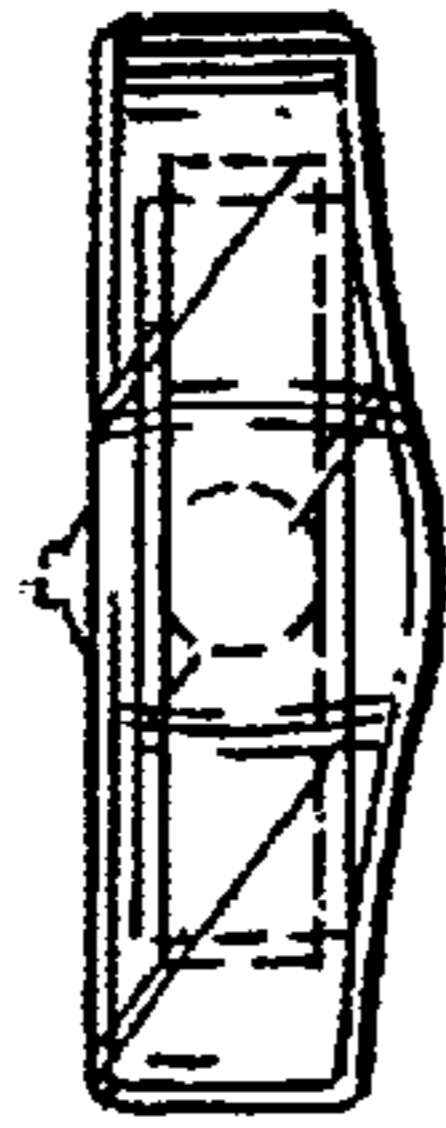


FIG. 5

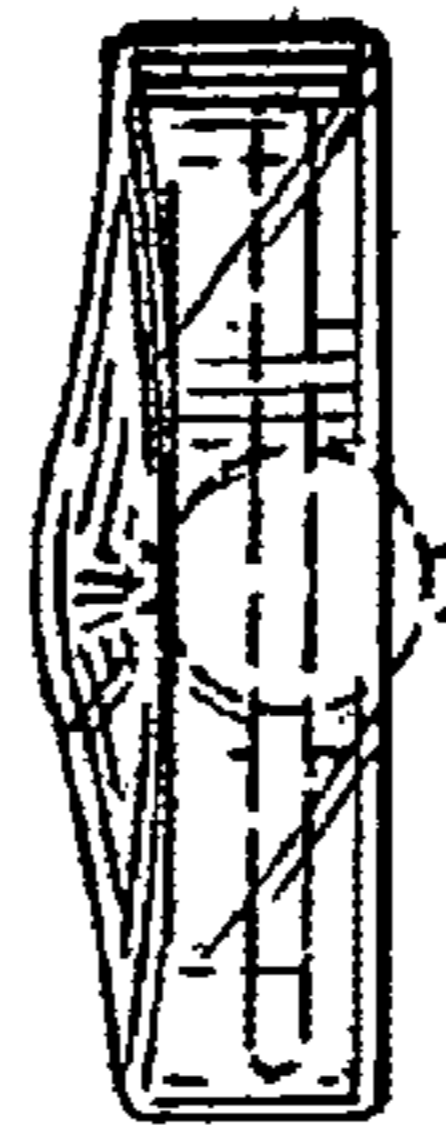


FIG. 6

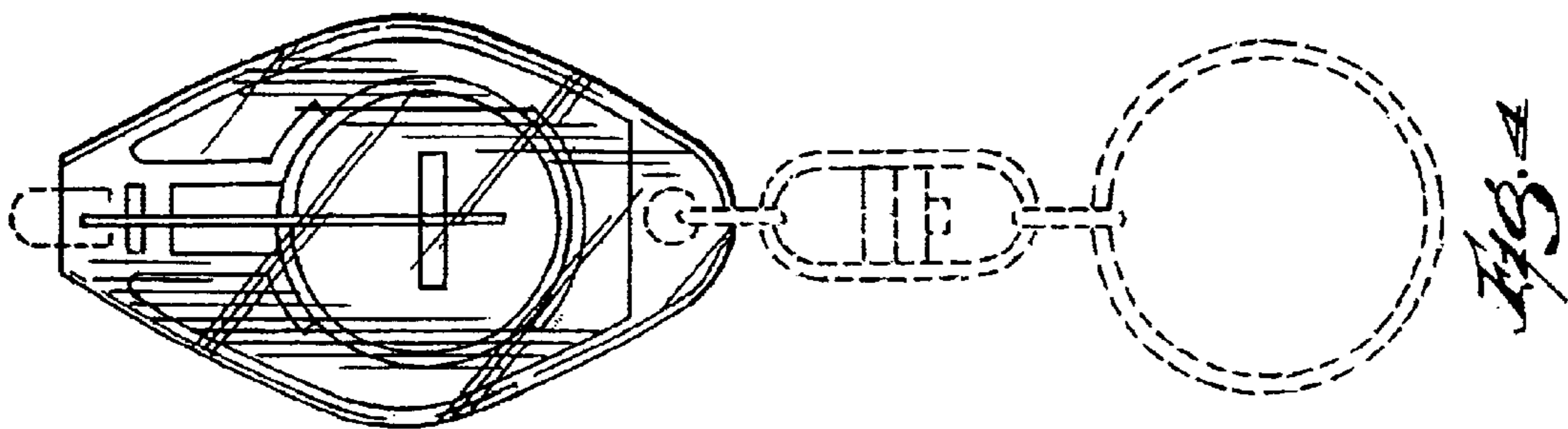


FIG. 4