



US00D488916S

(12) **United States Design Patent**
McClaskie

(10) **Patent No.:** **US D488,916 S**

(45) **Date of Patent:** **** Apr. 27, 2004**

(54) **OUTSOLE**

(75) **Inventor:** **Thomas E. McClaskie**, Bethlehem, PA (US)

(73) **Assignee:** **Columbia Insurance Company**, Omaha, NE (US)

(**) **Term:** **14 Years**

(21) **Appl. No.:** **29/175,239**

(22) **Filed:** **Jan. 31, 2003**

(51) **LOC (7) Cl.** **02-04**

(52) **U.S. Cl.** **D2/959; D2/957**

(58) **Field of Search** D2/946-949, 951-960;
36/3 B, 22 R, 25 R, 30 R, 32 A, 32 R,
59 R, 67 A, 67 B

(56) **References Cited**

U.S. PATENT DOCUMENTS

354,693 A	*	12/1886	Dick	
D117,831 S	*	11/1939	Johnson	
2,580,840 A	*	1/1952	Rogndal	
D204,186 S	*	3/1966	Mattos	
D250,917 S	*	1/1979	Wynne	D2/908
D282,123 S	*	1/1986	Davis	D2/959
D307,817 S	*	5/1990	Schneider	D2/959
D316,627 S	*	5/1991	Schneider	D2/959
5,203,792 A	*	4/1993	Kaiser	12/142 C
D335,572 S	*	5/1993	Peterson	D2/959
D370,993 S	*	6/1996	Mangee	D2/959
D388,241 S	*	12/1997	Merceron	D2/959
D394,342 S	*	5/1998	Schneider	D2/959

D402,451 S	*	12/1998	Wunsch	D2/959
D412,394 S	*	8/1999	Loveder	D2/959
D417,946 S	*	12/1999	Turner	D2/960
D427,758 S	*	7/2000	Schneider	D2/959
D433,558 S	*	11/2000	Matis et al.	D2/959
D433,792 S	*	11/2000	Cockrell	D2/959
D446,914 S	*	8/2001	Cockrell	D2/959
D446,916 S	*	8/2001	Cockrell	D2/959

* cited by examiner

Primary Examiner—Celia Murphy

(74) *Attorney, Agent, or Firm*—St. Onge Steward Johnston & Reens LLC


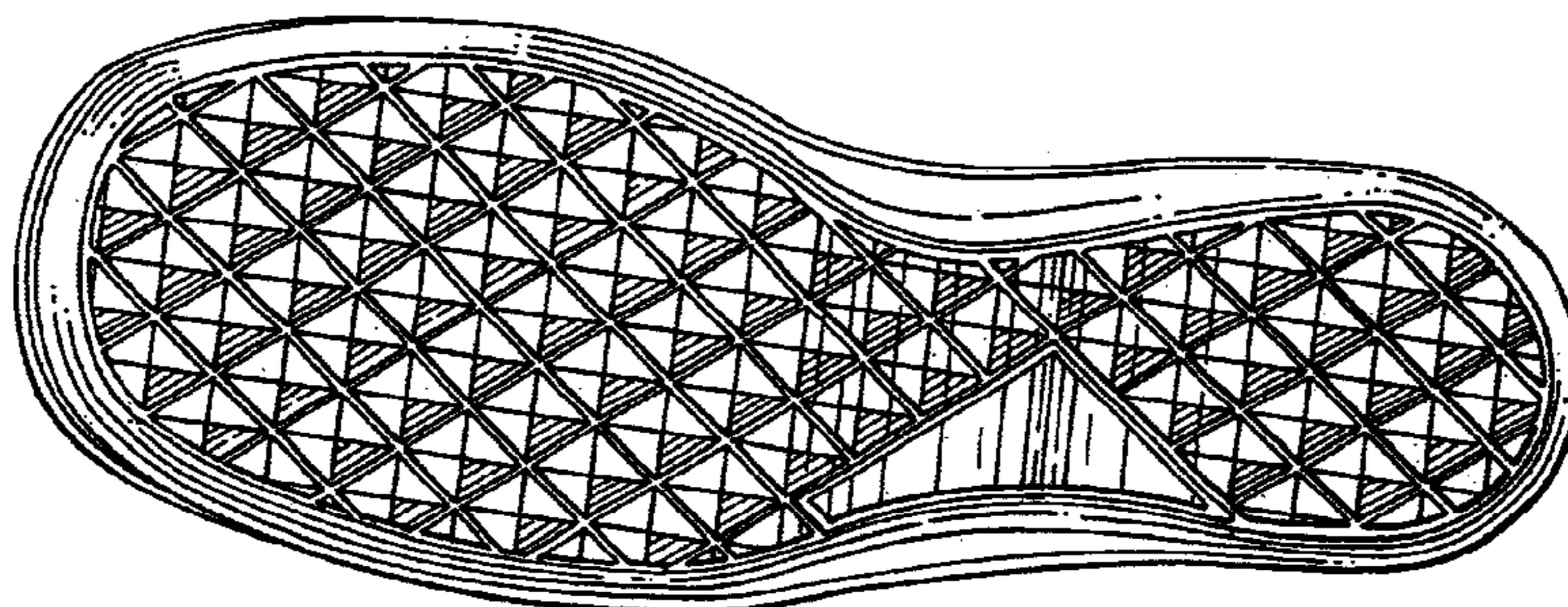
(57) **CLAIM**

I claim the ornamental design for outsole, as shown and described in the drawings.

DESCRIPTION

FIG. 1 is a bottom view of an outsole in accordance with the new design;
 FIG. 2 is a left side view of the outsole in accordance with the embodiment of the new design shown in FIG. 1;
 FIG. 3 is a right side view of the outsole in accordance with the embodiment of the new design shown in FIG. 1;
 FIG. 4 is a back view of the outsole in accordance with the embodiment of the new design shown in FIG. 1; and,
 FIG. 5 is a front view of the outsole in accordance with the embodiment of the new design shown in FIG. 1.
 The broken lines showing a shoe upper in FIGS. 2 through 5 illustrate the environment in which the design resides, and form no part of the claim.

1 Claim, 2 Drawing Sheets



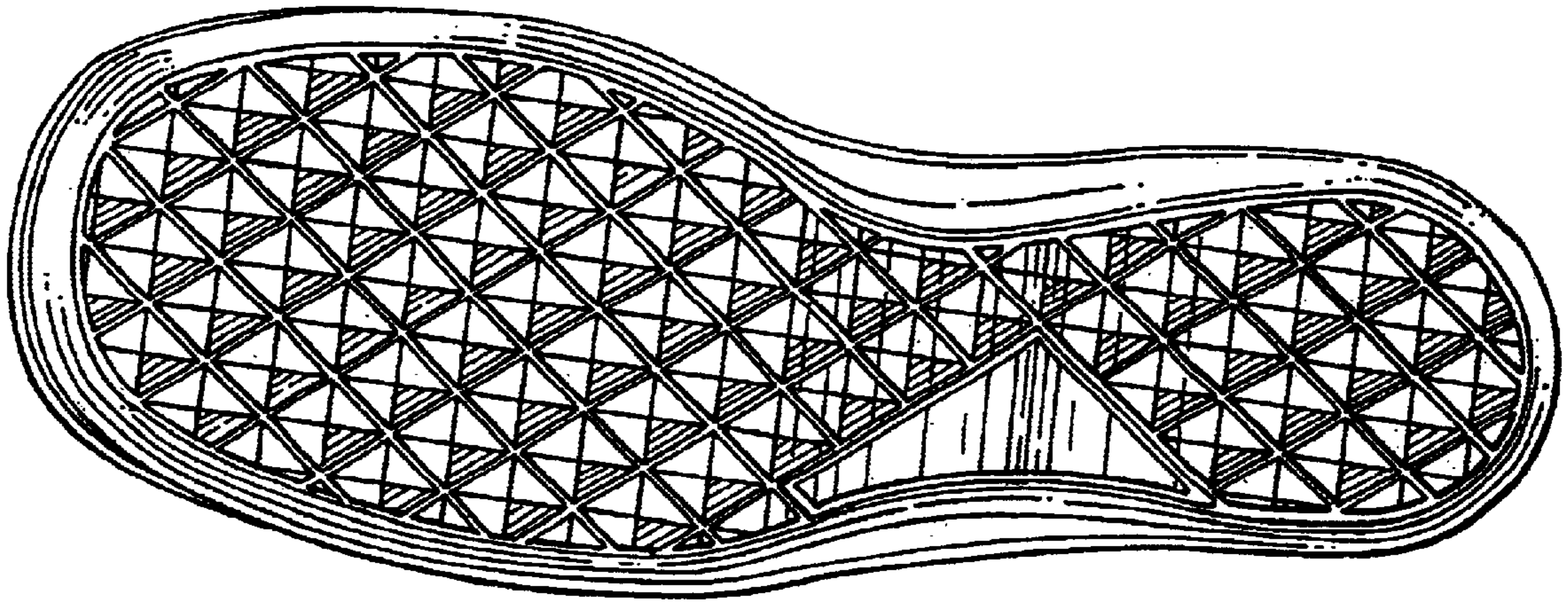


FIG. 1




FIG. 2

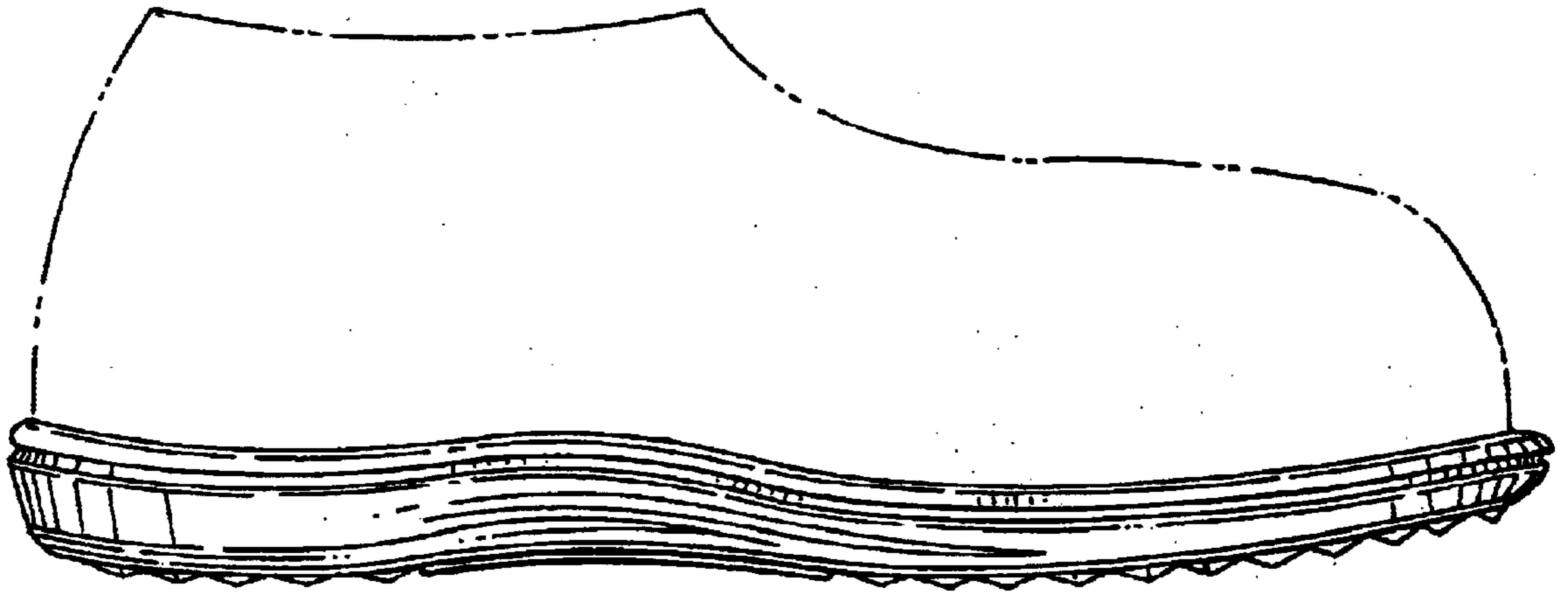


FIG. 3

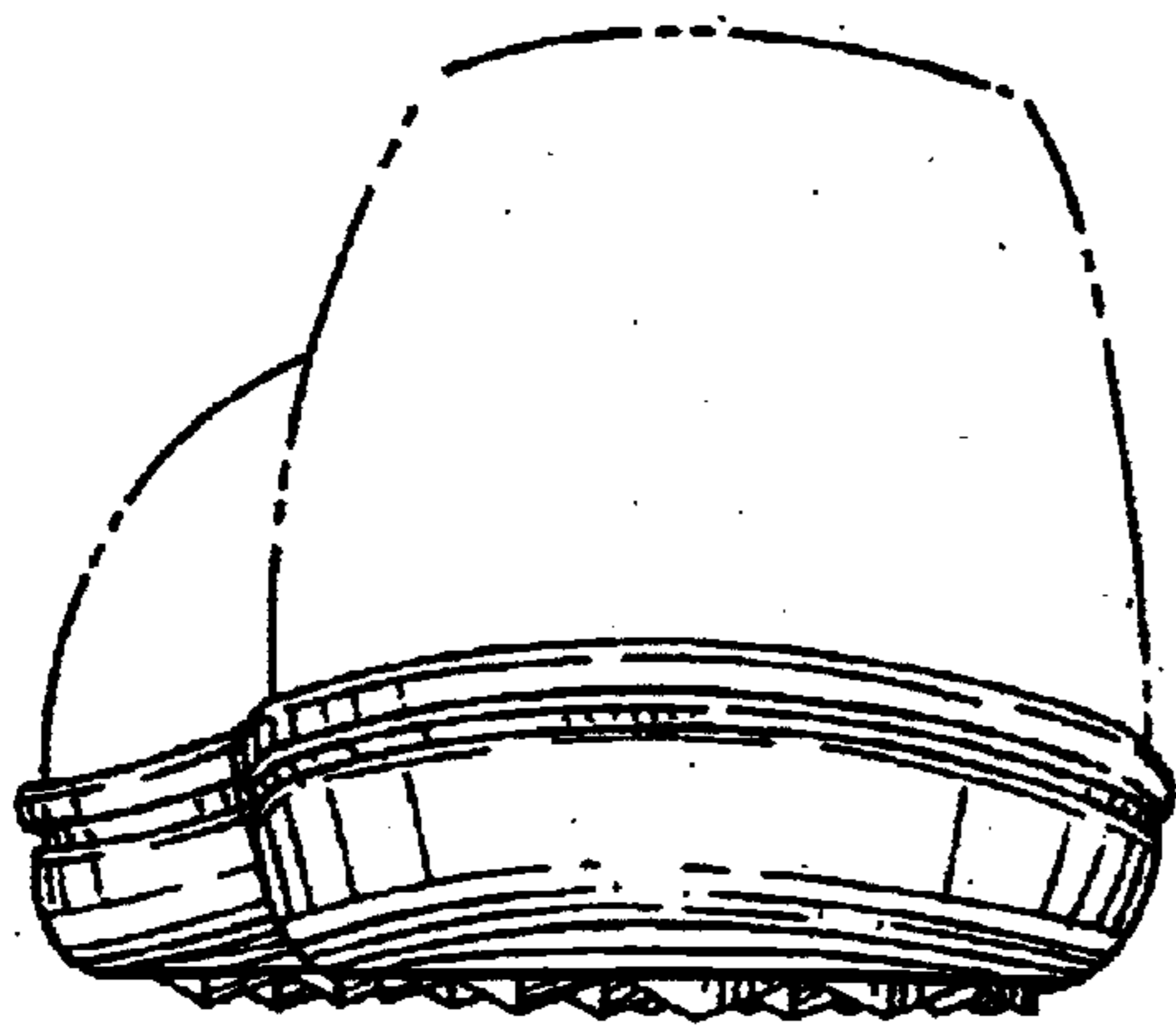


FIG. 4

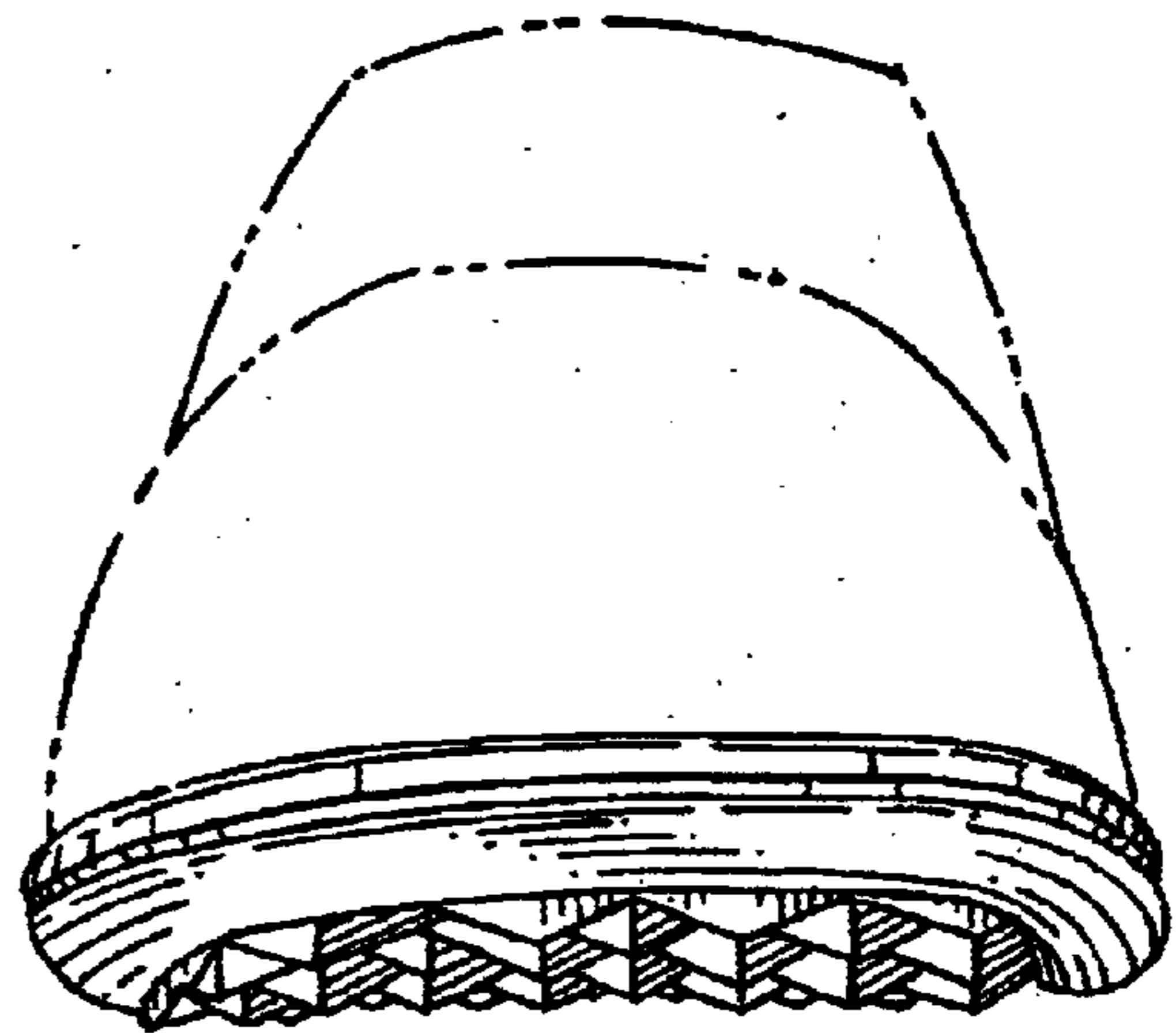


FIG. 5