



US00D488912S

(12) **United States Design Patent**
Berger

(10) **Patent No.:** **US D488,912 S**

(45) **Date of Patent:** **** Apr. 27, 2004**

(54) **SEAT BELT POSITIONER**

(75) Inventor: **Russell Berger**, Needham, MA (US)

(73) Assignee: **Constance F. Berger**, Naples, FL (US)

(**) Term: **14 Years**

(21) Appl. No.: **29/178,796**

(22) Filed: **Mar. 31, 2003**

(51) **LOC (7) Cl.** **02-07**

(52) **U.S. Cl.** **D2/627**

(58) **Field of Search** D2/624, 627, 628,
D2/629, 640, 891; 24/200, 198, 265 AL,
315; 297/482, 466, 472, 484; 280/801.1;
2/300, 340, 231, 233

(56) **References Cited**

U.S. PATENT DOCUMENTS

362,203	A	*	5/1887	Carter et al.	24/315
2,565,629	A	*	8/1951	Reinberger	24/200
3,074,760	A	*	1/1963	Hodgekin	297/472
3,125,376	A	*	3/1964	Duijvenodisk et al.	297/484
3,158,399	A	*	11/1964	Pragnell	297/484
D353,932	S	*	1/1995	New	D2/627
5,432,985	A	*	7/1995	Bernart	24/265 AL

FOREIGN PATENT DOCUMENTS

DE 3830925 3/1990

FR	2674803	10/1992
JP	62-053268	3/1987
JP	04-146852	5/1992
WO	WO 93/21044	10/1993

* cited by examiner

Primary Examiner—Paula A. Mortimer

(74) *Attorney, Agent, or Firm*—Barlow Josephs & Holmes, Ltd.

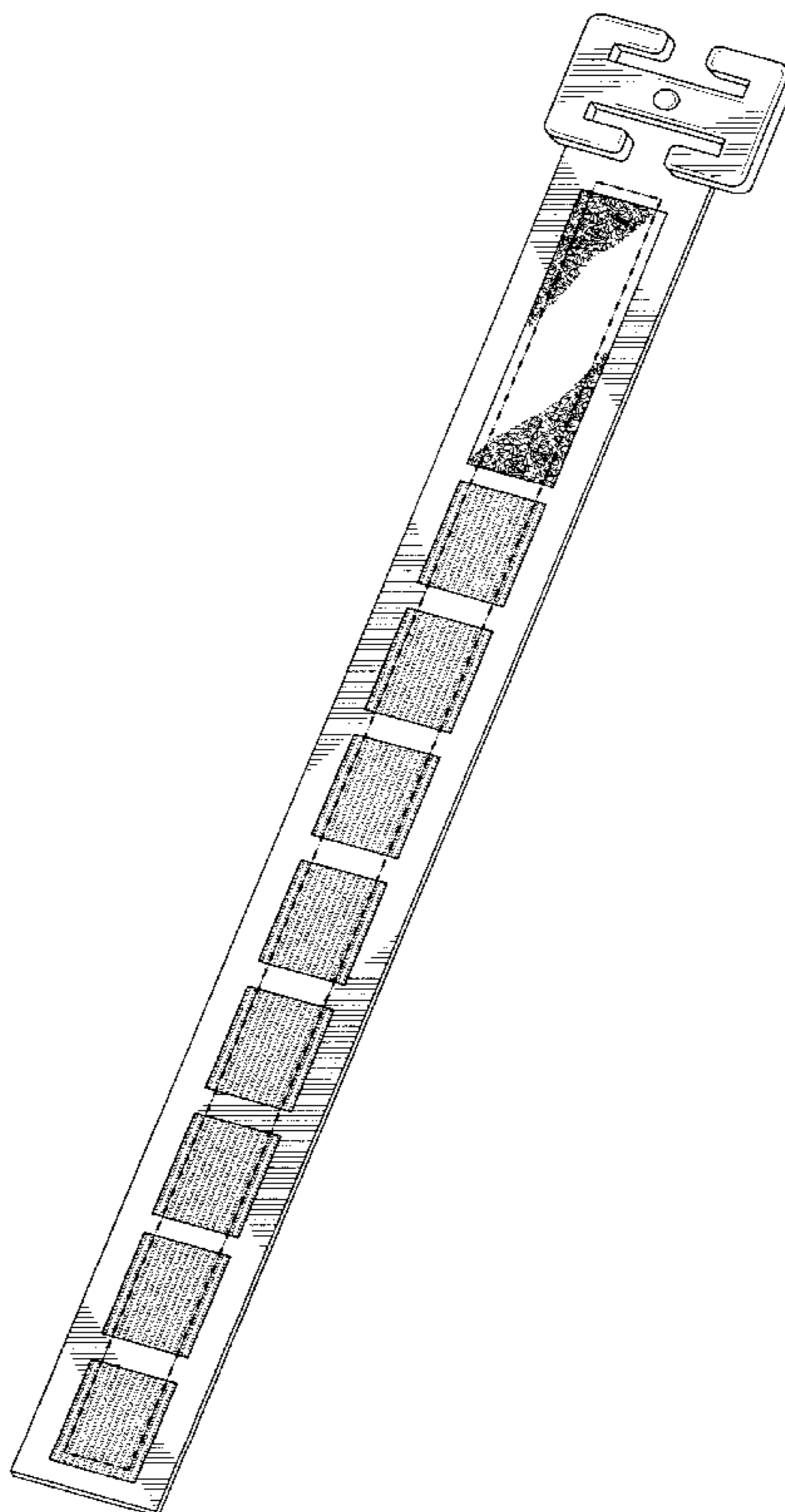
(57) **CLAIM**

The ornamental design for a seat belt positioner, as shown and described.

DESCRIPTION

FIG. 1 is a perspective view of a seat belt positioner in an opened unfolded condition showing my new design, the dashed lines are conventional stitching;
 FIG. 2 is a top view of thereof;
 FIG. 3 is a bottom view thereof;
 FIG. 4 is a left side elevational view thereof;
 FIG. 5 is a right side elevational view thereof;
 FIG. 6 is a front elevational view thereof;
 FIG. 7 is a rear elevational view thereof; and,
 FIG. 8 is an environmental view of the seat belt positioner of FIG. 1 installed on a seat belt and folded over a shoulder belt for securing a passenger therein; the broken lines forming no part of the present invention.

1 Claim, 8 Drawing Sheets



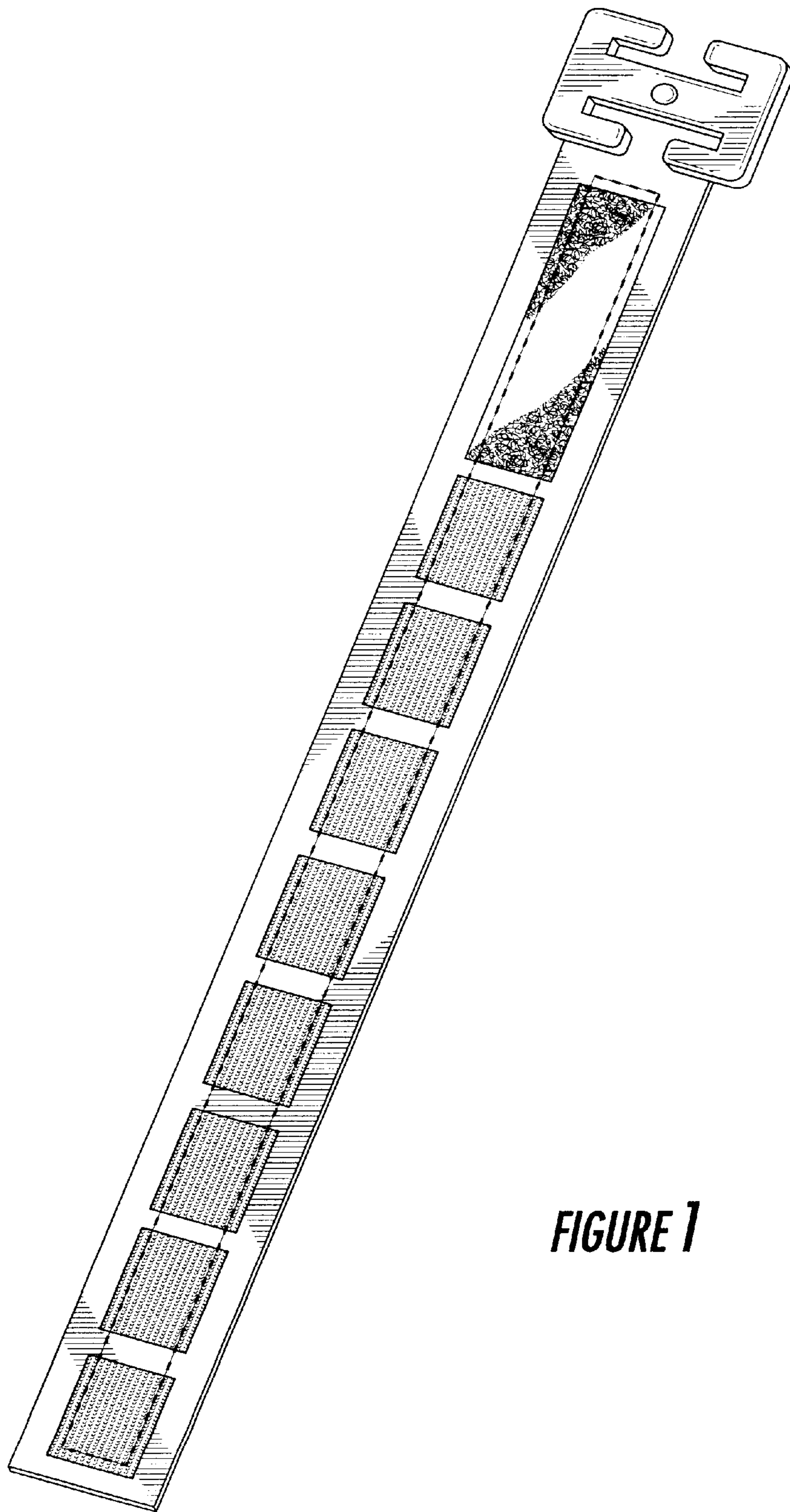


FIGURE 1

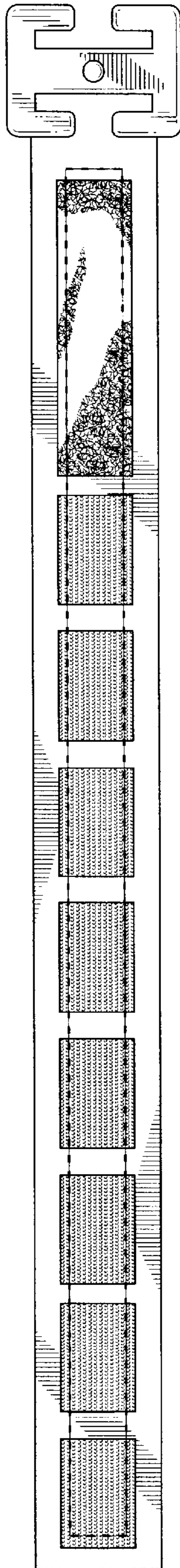


FIGURE 2

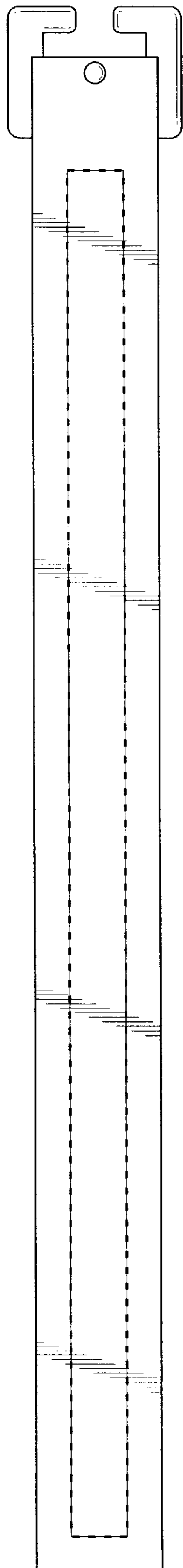


FIGURE 3

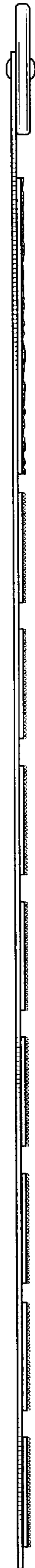


FIGURE 4

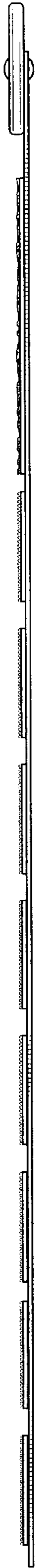


FIGURE 5



FIGURE 6



FIGURE 7




FIGURE 8