



US00D488907S

(12) **United States Design Patent**
Wittrock

(10) **Patent No.:** **US D488,907 S**

(45) **Date of Patent:** **** Apr. 20, 2004**

(54) **INSPIRATIONAL HAND PIECE**

(76) **Inventor:** **Mark L. Wittrock**, 20 Second Ave.
North, Cold Spring, Stearns County,
MN (US) 56320-1615

(**) **Term:** **14 Years**

(21) **Appl. No.:** **29/159,192**

(22) **Filed:** **Apr. 16, 2002**

(51) **LOC (7) Cl.** **11-02**

(52) **U.S. Cl.** **D99/25**

(58) **Field of Search** D99/25; D11/130,
D11/131, 157, 160; D19/96, 97; 428/3,
11; D20/10

(56) **References Cited**

U.S. PATENT DOCUMENTS

| | | | |
|------------|----------|----------------|-----------------|
| D36,962 S | 6/1904 | Reynolds | |
| D179,098 S | 10/1956 | Smith | |
| D278,175 S | 3/1985 | Hardtke | |
| D283,690 S | 5/1986 | McCollum | |
| D342,696 S | 12/1993 | Martin et al. | |
| D343,442 S | 1/1994 | Cooper | |
| D346,407 S | * 4/1994 | Herbert et al. | D11/157 X |
| D359,463 S | 6/1995 | Lindo et al. | |
| D376,729 S | 12/1996 | Maki | |
| D381,599 S | 7/1997 | Hamblin | |
| D385,603 S | 10/1997 | Ditsch | |
| D390,085 S | 2/1998 | Franks | |

| | | | | | |
|------------|---|--------|----------------|-------|---------|
| D392,916 S | * | 3/1998 | Sutton | | D11/160 |
| D394,414 S | | 5/1998 | Catalano | | |
| D409,674 S | | 5/1999 | Robinson | | |
| D427,638 S | | 7/2000 | Collins et al. | | |

* cited by examiner

Primary Examiner—Paula A. Mortimer
(74) *Attorney, Agent, or Firm*—Albert W. Watkins

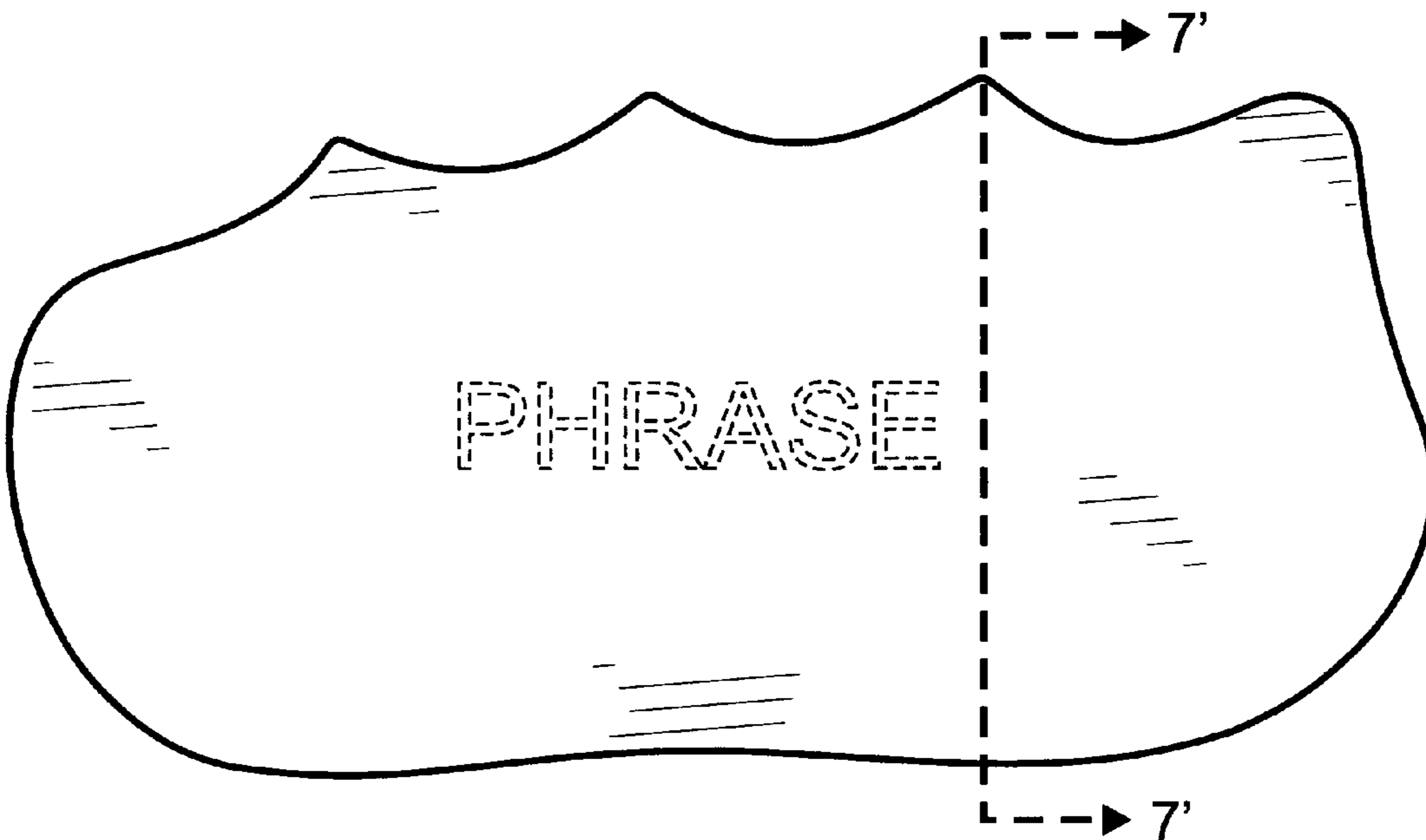
(57) **CLAIM**

I claim the ornamental design for an inspirational hand piece, as shown and described.

DESCRIPTION

FIG. 1 is a front view showing my new design;
 FIG. 2 is a top side view thereof;
 FIG. 3 is a bottom side view thereof;
 FIG. 4 is a left side view thereof;
 FIG. 5 is a right side view thereof;
 FIG. 6 is a back side view thereof;
 FIG. 7 is a first alternative embodiment sectional view taken along line 7' of FIG. 1;
 FIG. 8 is a second alternative embodiment sectional view taken along line 7' of FIG. 1; and,
 FIG. 9 is a third alternative embodiment sectional view taken along line 7' of FIG. 1.
 The broken line showing the word "phrase" in FIGS. 1 and 6 is for illustrative purposes only and forms no part of the claimed design.

1 Claim, 2 Drawing Sheets






FIG. 2

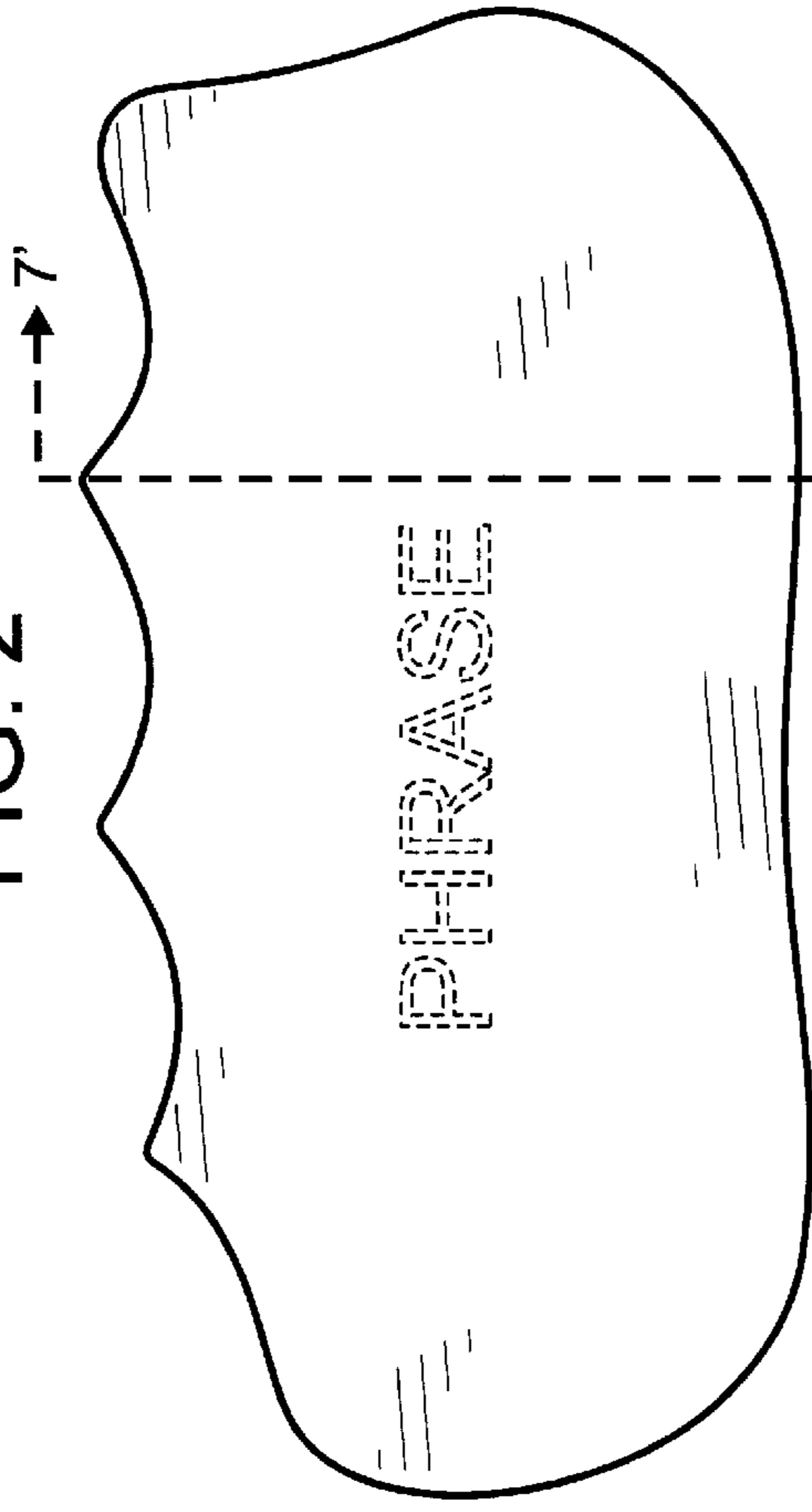


FIG. 1



FIG. 4



FIG. 5

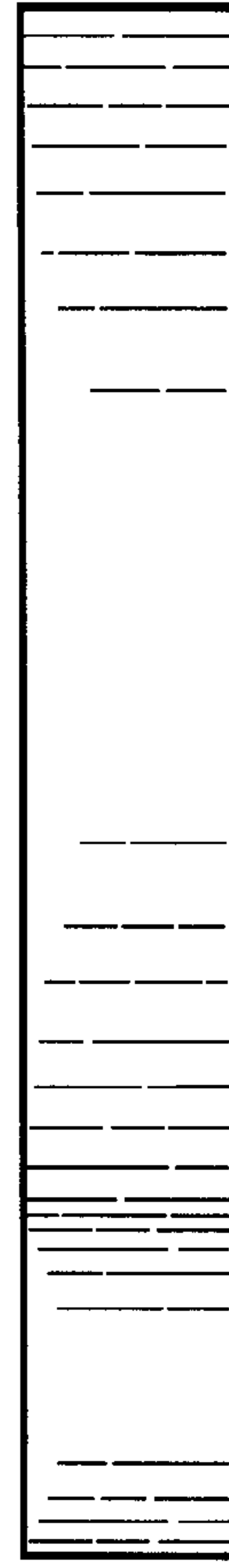


FIG. 3



FIG. 9




FIG. 8

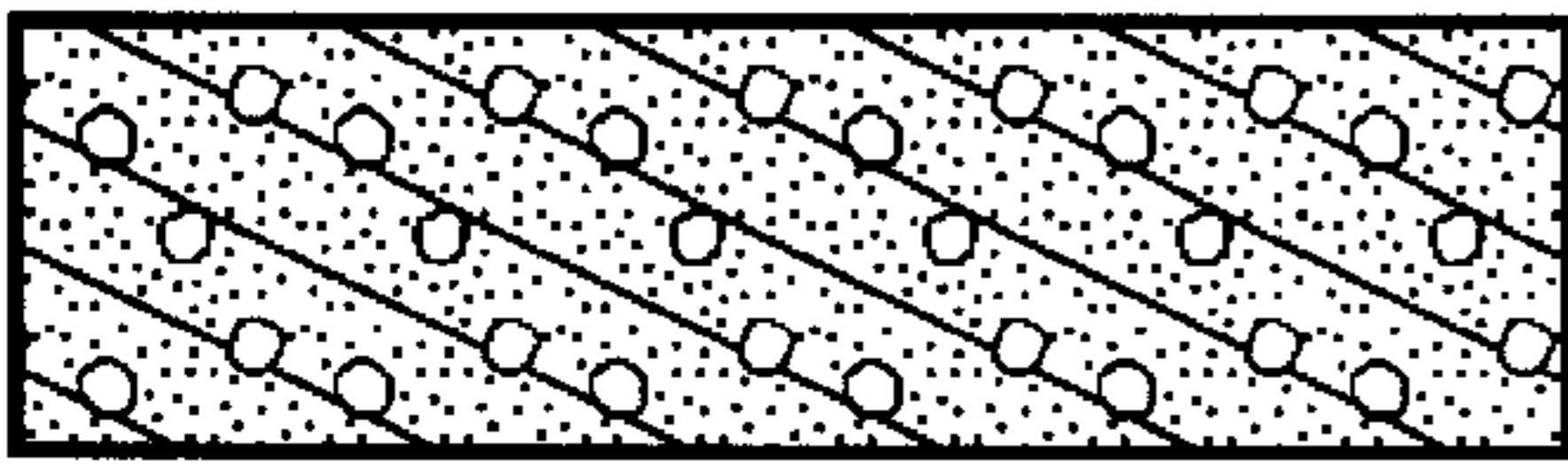


FIG. 7

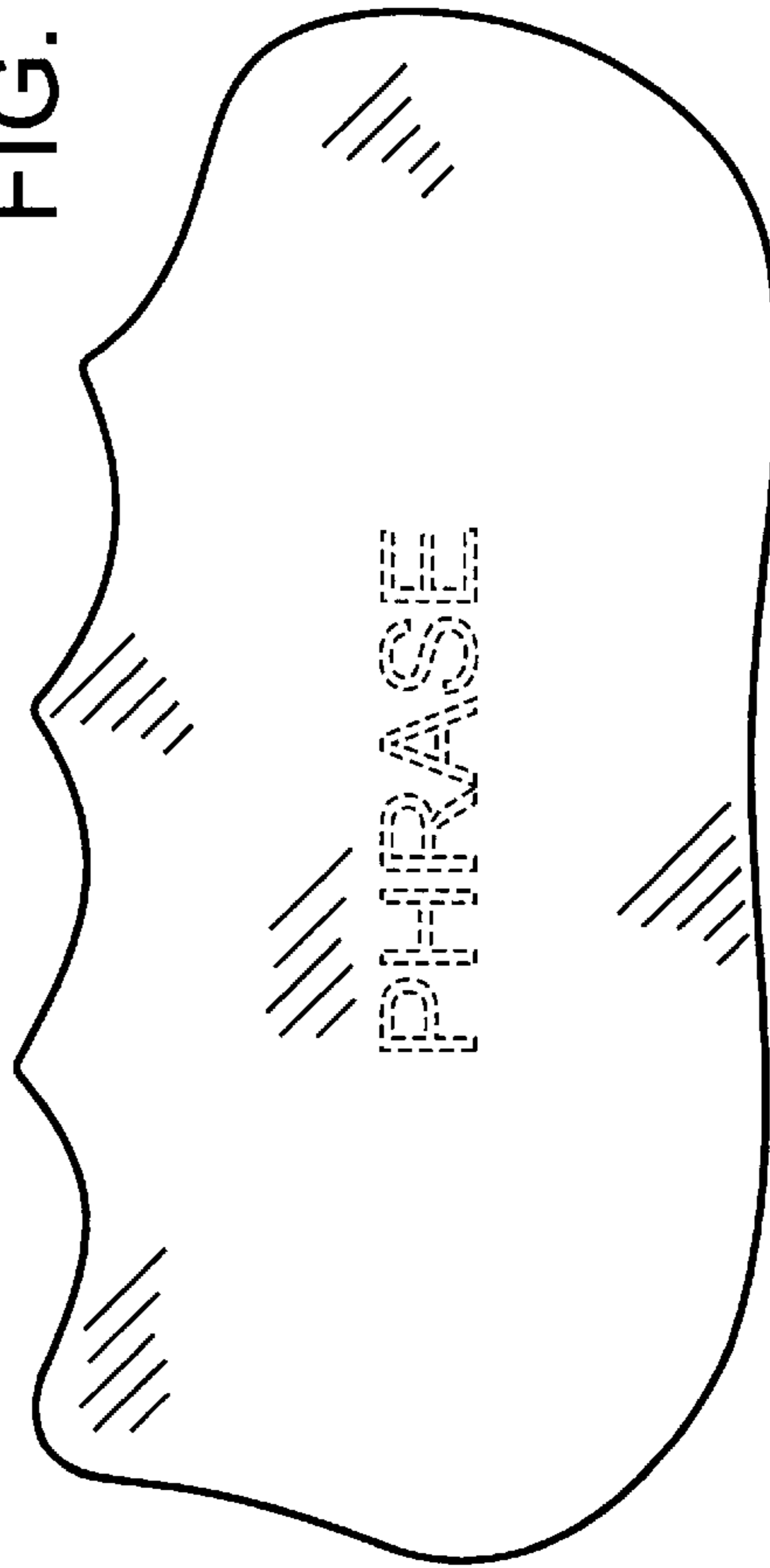


FIG. 6