



US00D488893S

(12) **United States Design Patent** (10) **Patent No.:** **US D488,893 S**
Moine et al. (45) **Date of Patent:** **** Apr. 20, 2004**

(54) **VACUUM CLEANER**

(75) Inventors: **David W. Moine**, North Canton, OH (US); **Douglas C. Barker**, Canton, OH (US); **Christopher J. Fawcett**, Tallmadge, OH (US)

(73) Assignee: **The Hoover Company**, North Canton, OH (US)

(**) Term: **14 Years**

(21) Appl. No.: **29/141,579**

(22) Filed: **May 9, 2001**

(51) **LOC (7) Cl.** **15-05**

(52) **U.S. Cl.** **D32/22**

(58) **Field of Search** D32/21-22, 31-34, D32/25; 15/320-321, 347, 350, 353, 361, 363, 366, 383, 410, 412, 415.1-422.1

(56) **References Cited**

U.S. PATENT DOCUMENTS

D305,269 S	12/1989	Dyson	D32/22
D309,203 S	7/1990	Goodrich	D32/22
D343,707 S	1/1994	Dyson	D32/22
D365,669 S	12/1995	Piccaluga et al.	D32/22
D375,820 S	11/1996	Piccaluga et al.	D32/22
D412,379 S	* 7/1999	Stephens et al.	D32/31
D435,945 S	* 1/2001	Ikeno et al.	D32/22
D436,425 S	1/2001	Salo et al.	D32/25
D439,379 S	* 3/2001	Gammack et al.	D32/22
6,341,404 B1	* 1/2002	Salo et al.	15/353
D455,530 S	* 4/2002	Fujii	D32/22
D465,075 S	* 10/2002	Wright et al.	D32/31
D469,226 S	* 1/2003	Stephens	D32/31

OTHER PUBLICATIONS

Photograph of Kenmore Destiny Plus Model 204.36999690.
Photograph of Fantom Furry Model FY51 00.
Photograph of Fantom Cyclone Model XT 56 00.

Photograph of Eureka Whirlwind Model 4480.
Photograph of Sanyo Dirt Hunter Model SC-B1230.
Photograph of Eureka Power System With Cyclone Cassette U.K. Model 1720.
Royal Vision Lite Model U88600 Introduced Jun. 2000.
Royal Vision Model 086900.
Kenmore Model 3713200 Purchased Nov. 2, 2000.
Hoover Model U5288-900 Introduced May 2000.
Hoover Model U5755-900 Introduced Jun. 2000.
G.E. Model 106585 Introduced Mar. 2001.
Kenmore Model 39259 Introduced Jul. 23, 1999.
Sanyo Twin Energy Bagless Model EC-TU5007.
Eureka Electronic Plus Model 4870.
Dyson Zorbster Model DC 042TRUK.

* cited by examiner

Primary Examiner—Ruth McInroy
(74) *Attorney, Agent, or Firm*—A. Burgess Lowe; Michael J. Corrigan

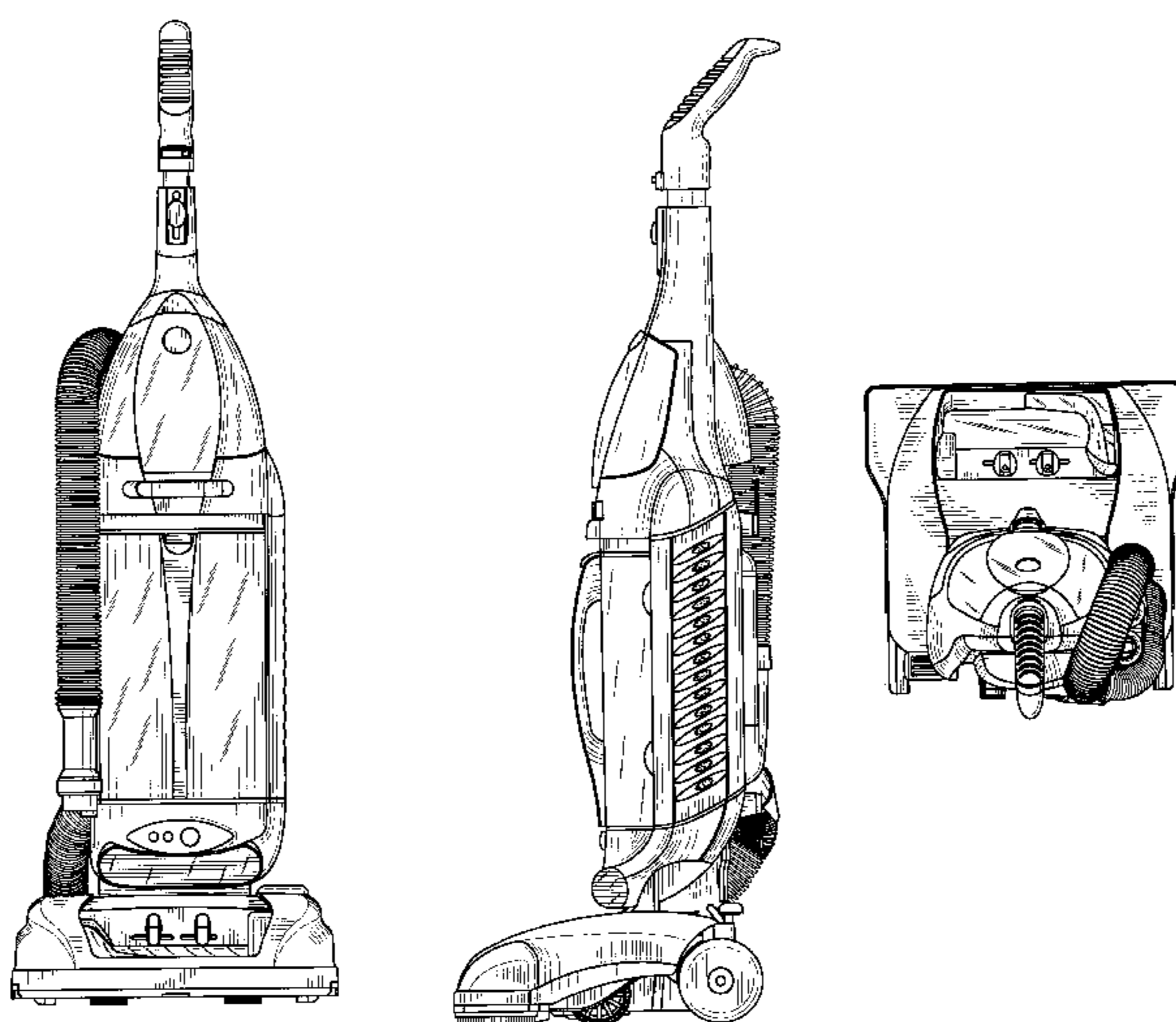
(57) **CLAIM**

The ornamental design for a vacuum cleaner, as shown and described.

DESCRIPTION

FIG. 1 is a front view of a vacuum cleaner showing our new design;
FIG. 2 is a rear view thereof;
FIG. 3 is a right side view thereof;
FIG. 4 is a left side view thereof;
FIG. 5 is a top view thereof; and,
FIG. 6 is a bottom view thereof.

1 Claim, 5 Drawing Sheets



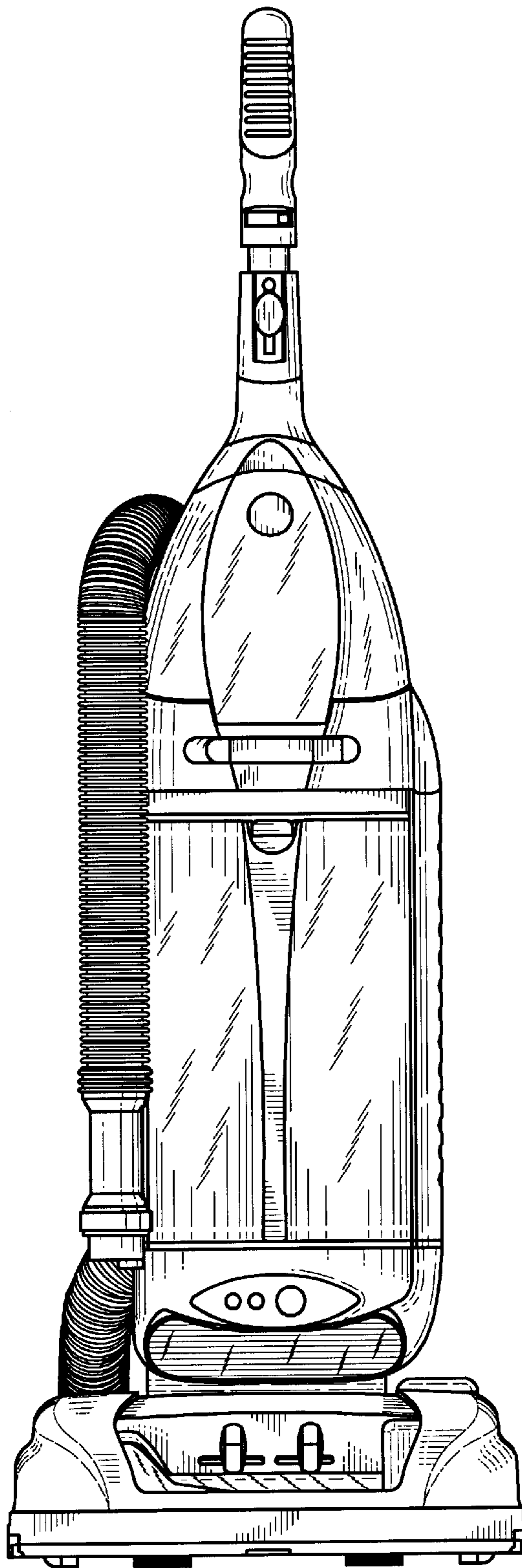


FIG-1

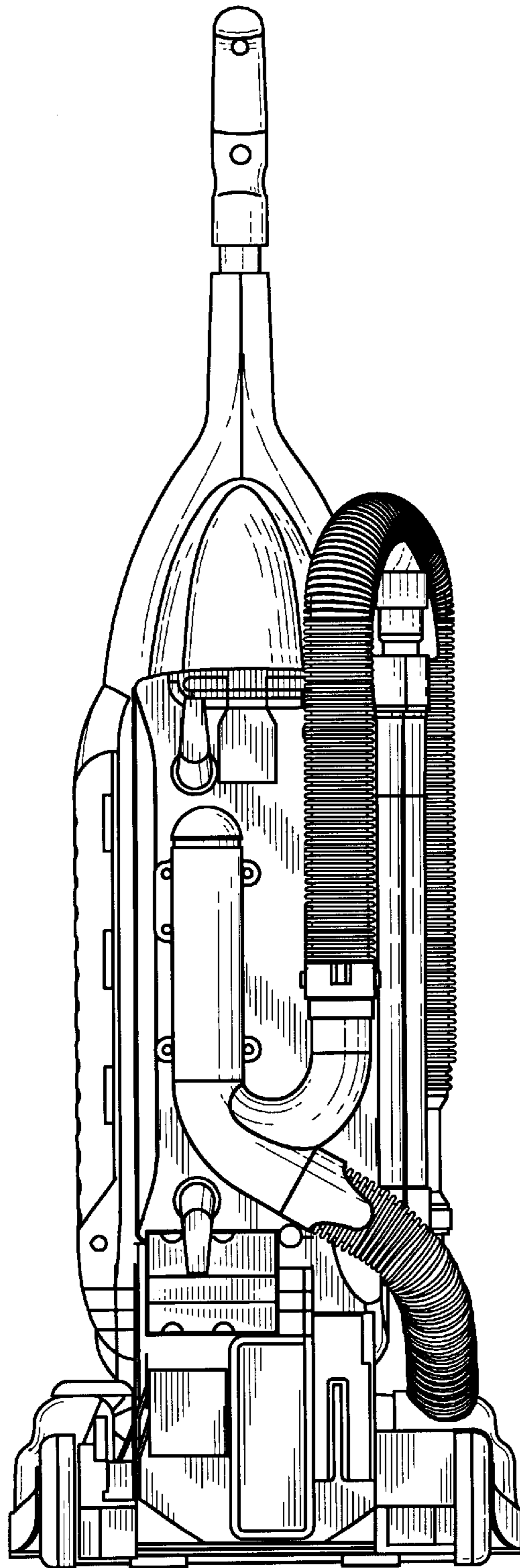


FIG-2

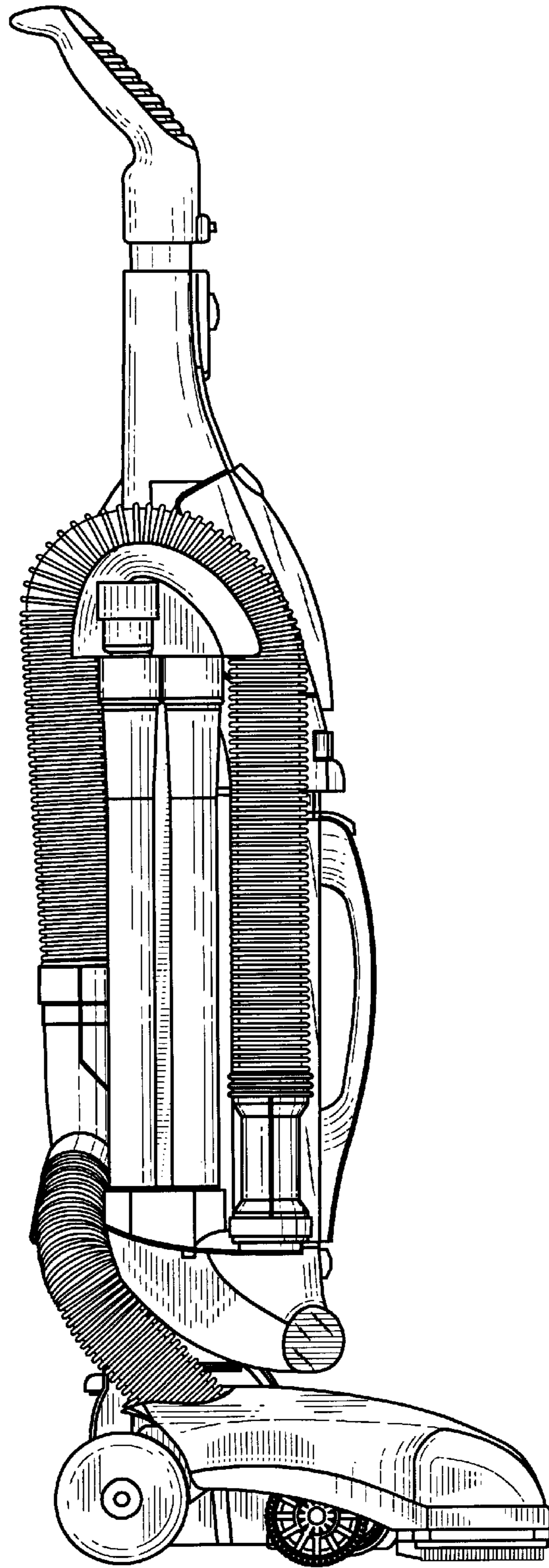


FIG-3

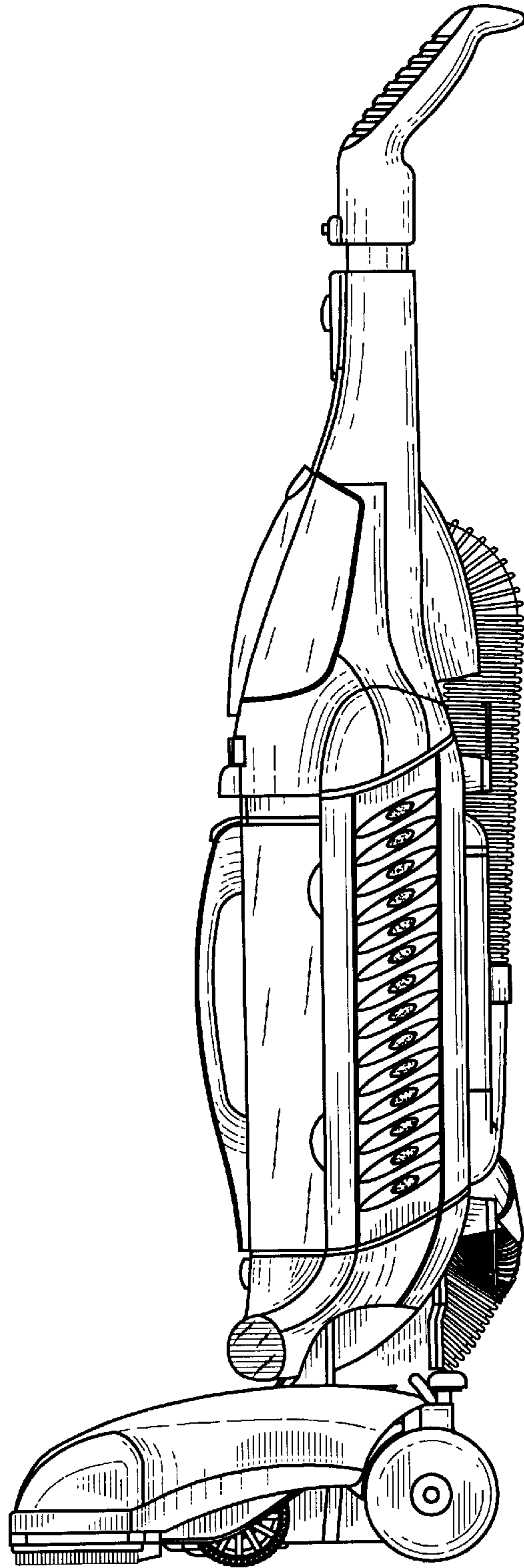


FIG-4

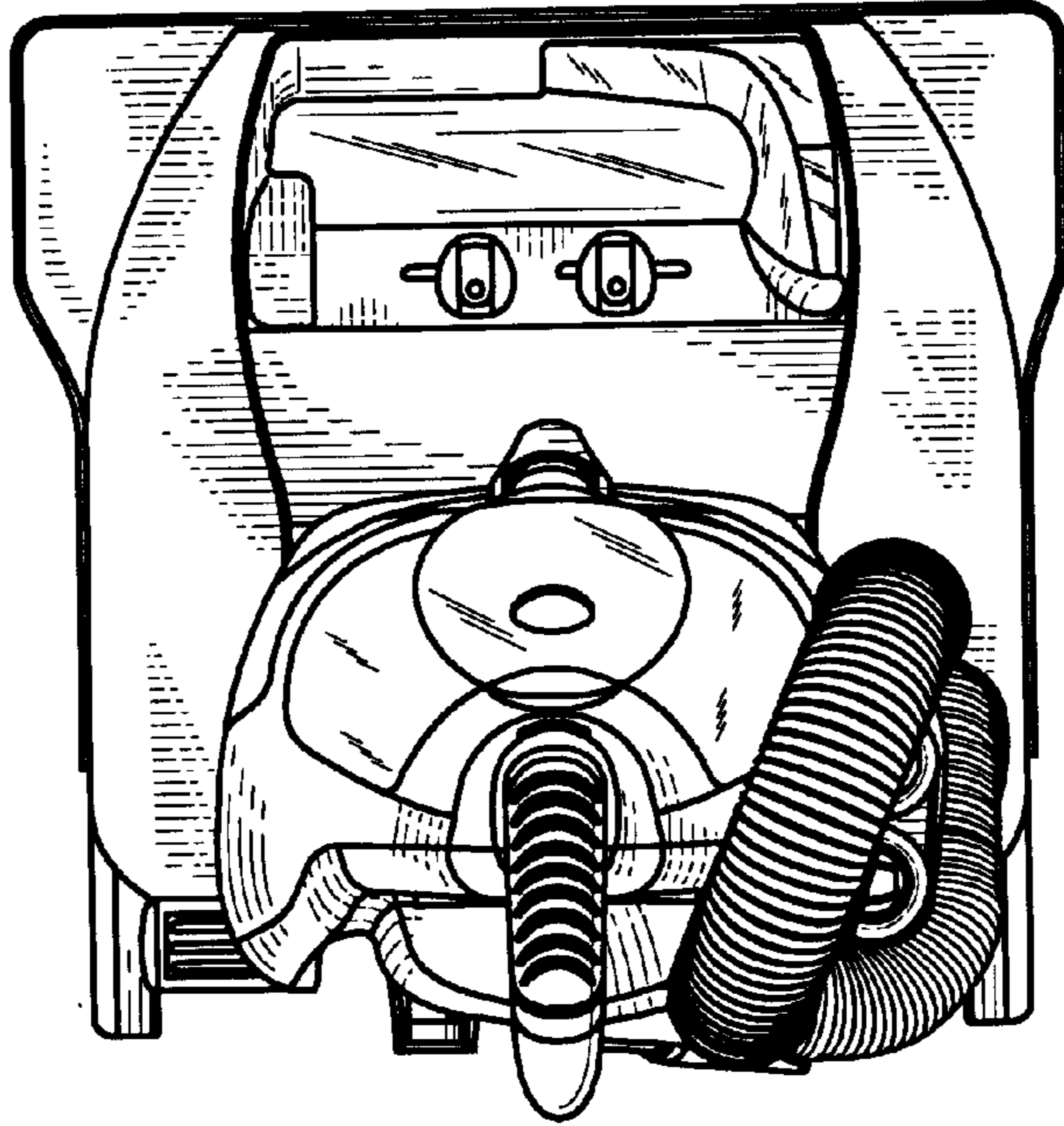


FIG-5

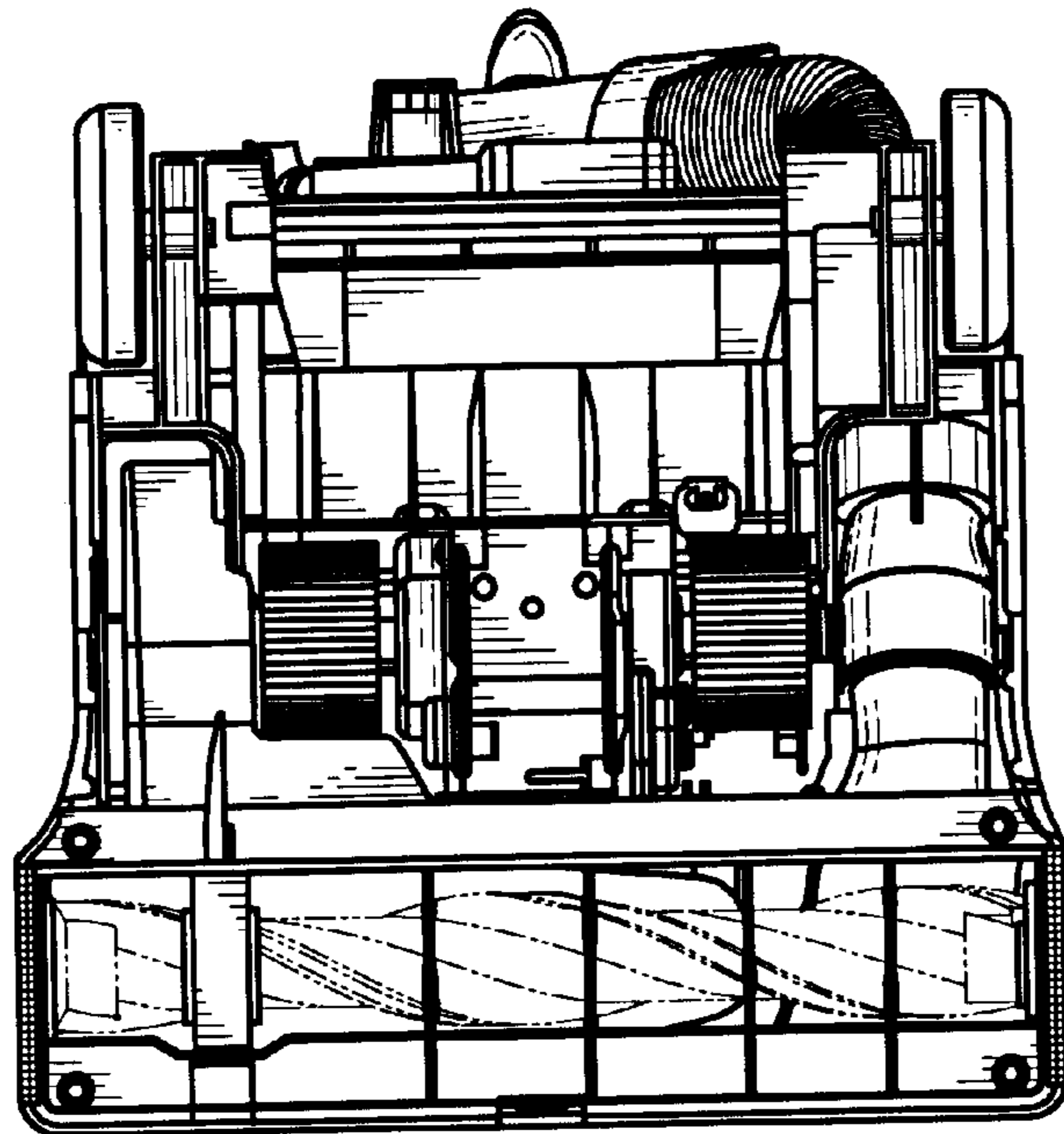


FIG-6