



US00D488884S

(12) **United States Design Patent**
Wallace

(10) **Patent No.:** **US D488,884 S**

(45) **Date of Patent:** **** Apr. 20, 2004**

(54) **LIGHT POLE STANDARD**

(76) Inventor: **Richard E. Wallace**, 1047 Owens St.,
Paducah, KY (US) 42003

(**) Term: **14 Years**

(21) Appl. No.: **29/178,778**

(22) Filed: **Mar. 31, 2003**

(51) **LOC (7) Cl.** **26-99**

(52) **U.S. Cl.** **D26/138**

(58) **Field of Search** D26/138, 113,
D26/68; 362/410, 414, 431, 806

(56) **References Cited**

U.S. PATENT DOCUMENTS

D170,152 S * 8/1953 Daum D26/68
D405,211 S * 2/1999 Milicia D26/142

* cited by examiner

Primary Examiner—Jennifer Rivard

(74) *Attorney, Agent, or Firm*—David W. Carrithers;
Carrithers Law Office, PLLC

(57) **CLAIM**

The ornamental design for a light pole standard, as shown
and described.

DESCRIPTION

FIG. 1 is a front perspective view of a light pole standard in
accordance with my design;

FIG. 2 is a top plan view thereof;

FIG. 3 is a bottom plan view thereof;

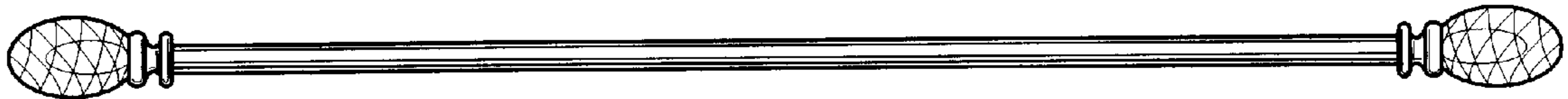
FIG. 4 is a left side view thereof, the right side view being
a mirror image thereof;

FIG. 5 is a front perspective view showing an alternate
embodiment of the light pole standard, showing a light pole
in broken lines; and,

FIG. 6 is a front perspective view thereof of the light pole
standard of FIG. 1, showing a light pole in broken lines.

The broken lines showing a light pole in FIGS. 5 and 6 are
included for the purpose of illustrating environmental struc-
ture only and form no part of the claimed design.

1 Claim, 2 Drawing Sheets



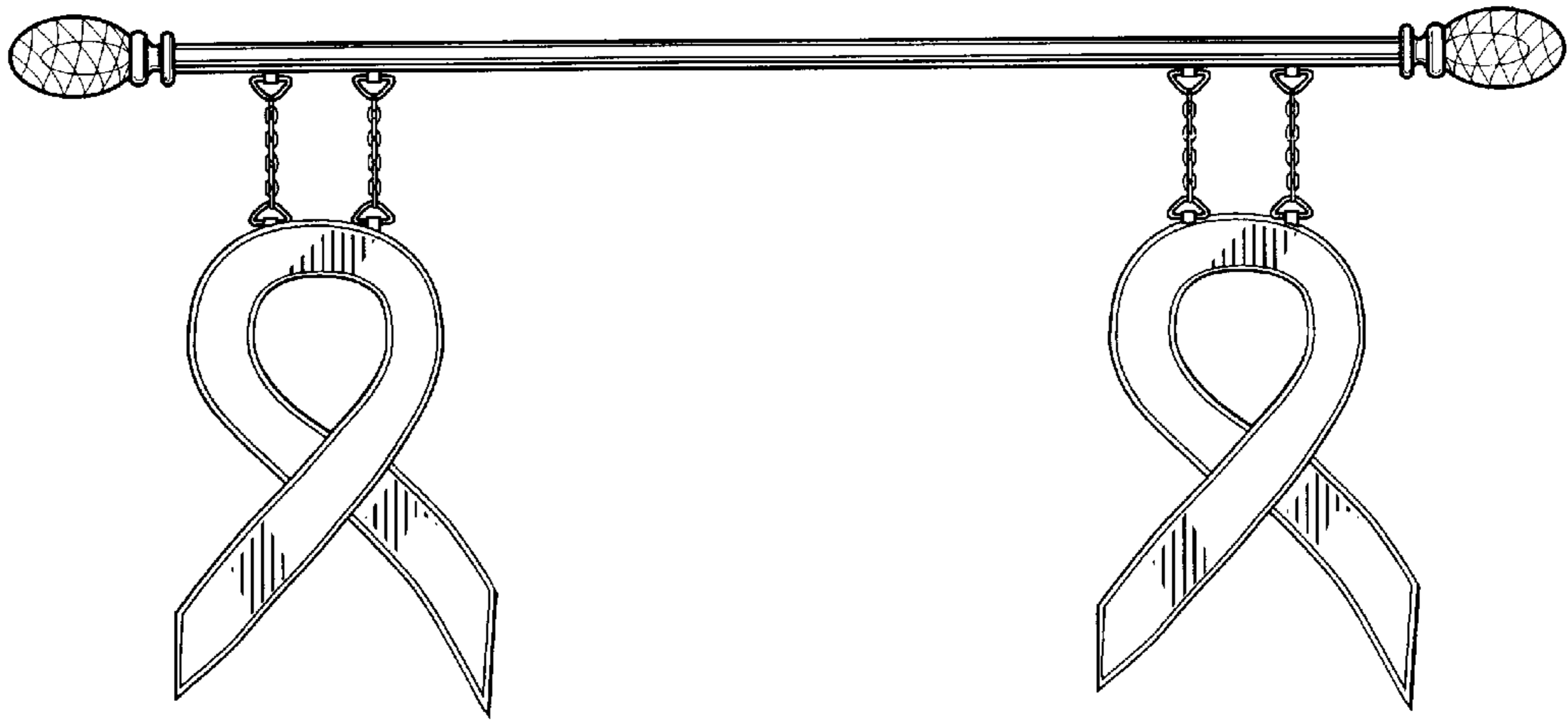


FIG. 1




FIG. 2




FIG. 3



FIG. 4

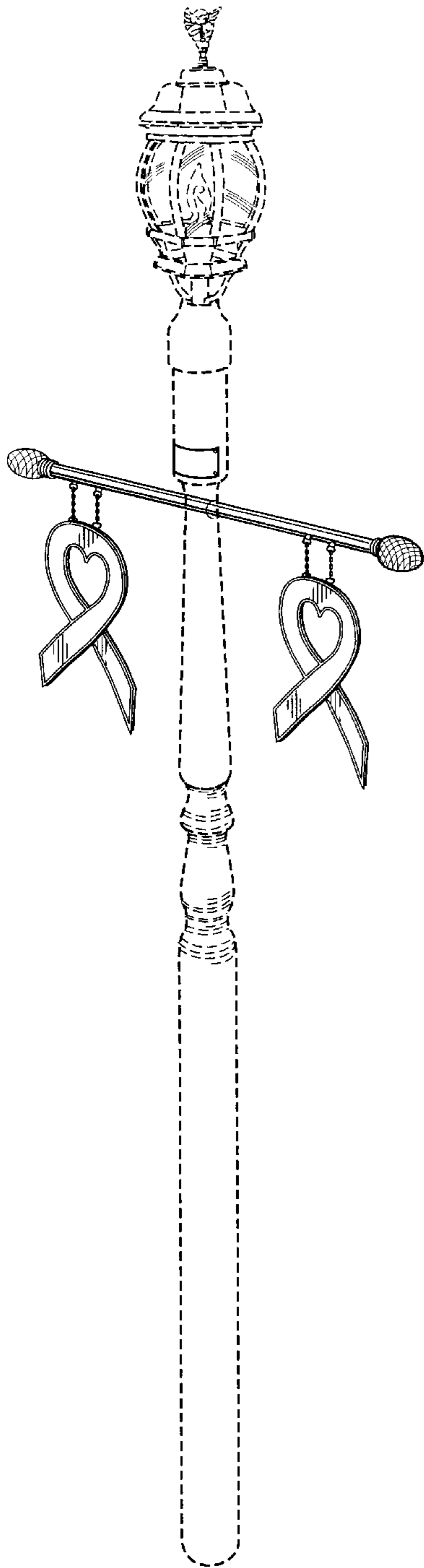


FIG. 5

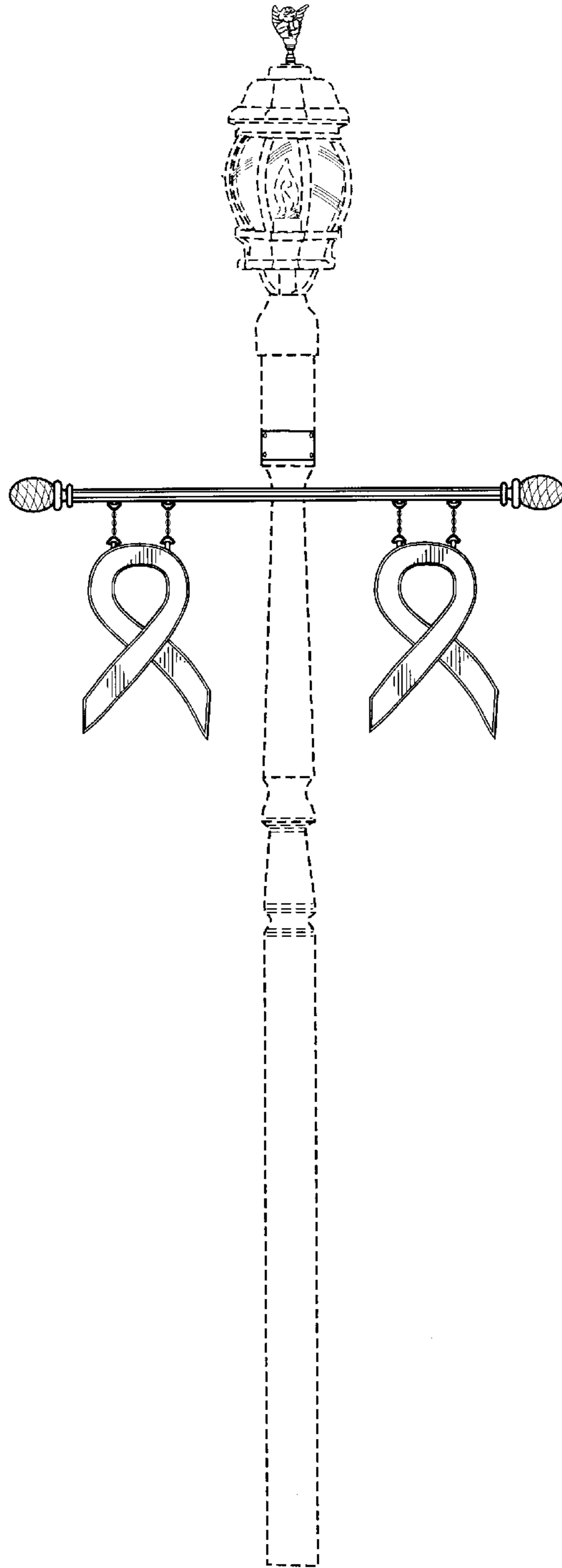


FIG. 6