



US00D488875S

(12) **United States Design Patent**  
**Matsunami**

(10) **Patent No.:** **US D488,875 S**

(45) **Date of Patent:** **\*\* Apr. 20, 2004**

(54) **FRONT COMBINATION LAMP FOR AN  
AUTOMOBILE**

(75) Inventor: **Hiroshi Matsunami**, Saitama (JP)

(73) Assignee: **Honda Giken Kogyo Kabushiki  
Kaisha**, Tokyo (JP)

(\*\*) Term: **14 Years**

(21) Appl. No.: **29/183,217**

(22) Filed: **Jun. 10, 2003**

(30) **Foreign Application Priority Data**

Feb. 20, 2003 (JP) ..... 2003-004141

(51) **LOC (7) Cl.** ..... **26-02**

(52) **U.S. Cl.** ..... **D26/28**

(58) **Field of Search** ..... D26/28-36; 362/61,  
362/80, 81, 82, 83, 83.4, 267, 269, 275,  
330-340

(56) **References Cited**

**U.S. PATENT DOCUMENTS**

D479,755 S \* 9/2003 Yanada ..... D26/28  
D481,144 S \* 10/2003 Takei ..... D26/28

**FOREIGN PATENT DOCUMENTS**

JP D1072999 6/2000  
JP D1110963 6/2001  
JP D1129147 12/2001

\* cited by examiner

*Primary Examiner*—Marcus A. Jackson  
(74) *Attorney, Agent, or Firm*—Westerman, Hattori,  
Daniels & Adrian, LLP

(57) **CLAIM**

The ornamental design for, front combination lamp for an automobile, as shown and described.

**DESCRIPTION**

FIG. 1 is a front elevation of front combination lamp for an automobile, showing my new design;  
FIG. 2 is a rear elevation view thereof;  
FIG. 3 is a top plan view thereof;  
FIG. 4 is a bottom plan view thereof  
FIG. 5 is a right side elevation view thereof;  
FIG. 6 is a left side elevation view thereof;  
FIG. 7 is a front perspective view thereof; and,  
FIG. 8 is a rear perspective view thereof.

**1 Claim, 8 Drawing Sheets**

Front Elevation View




Fig.1 Front Elevation View




Fig.2 Rear Elevation View

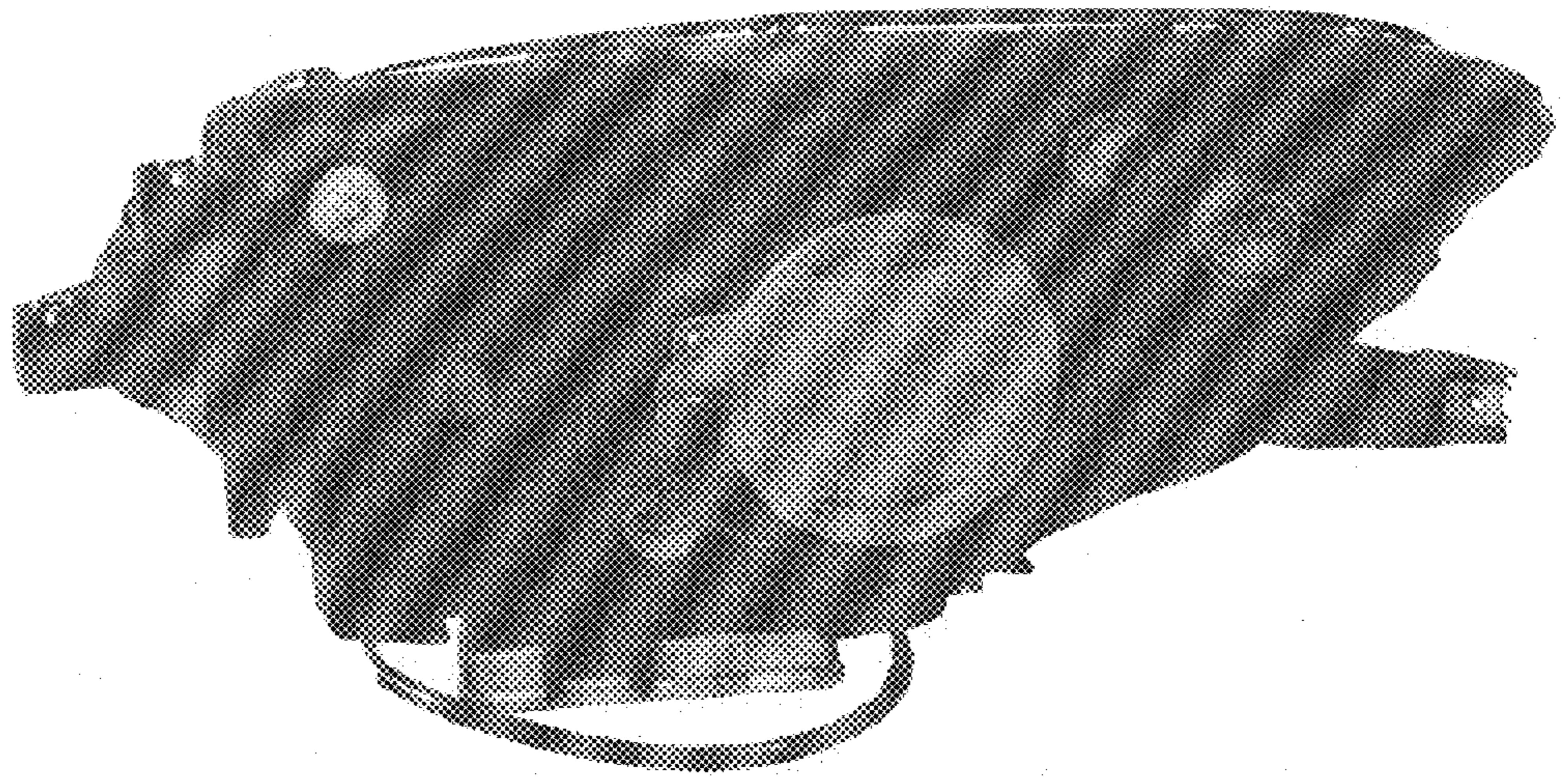


Fig.3 Top Plan View




Fig.4 Bottom plan view




Fig.5 Right Side Elevation View




Fig.6 Left side Elevation View




Fig.7 Front perspective view






Fig.8 Rear perspective view

