



US00D488865S

(12) **United States Design Patent**
Todia

(10) **Patent No.:** **US D488,865 S**

(45) **Date of Patent:** **** Apr. 20, 2004**

(54) **MEDICAL TUBE RETAINER**

(76) Inventor: **Victor W. Todia**, 11445 Meadowbrook Dr., Parma Heights, OH (US) 44130

(**) Term: **14 Years**

(21) Appl. No.: **29/153,188**

(22) Filed: **Jan. 7, 2002**

(51) **LOC (7) Cl.** **24-02**

(52) **U.S. Cl.** **D24/128**

(58) **Field of Search** D24/128, 127;
D8/367, 317, 566, 552, 512, 519; 211/181.1,
85.13, 70.6, 106, 105.2, 106.01, 85.7; 248/318,
68.1, 75

(56) **References Cited**

U.S. PATENT DOCUMENTS

D263,624 S * 3/1982 Stenzler et al. D24/128
5,855,286 A * 1/1999 Zaid 211/85.7

6,007,124 A * 12/1999 Thies, Jr. 248/318
6,109,460 A * 8/2000 Herlevi et al. 211/85.13
2002/0096608 A1 * 7/2002 Cedarberg, III 248/68.1

* cited by examiner

Primary Examiner—Ian Simmons

(74) *Attorney, Agent, or Firm*—Joseph H. Taddeo

(57) **CLAIM**

The ornamental design for a medical tube retainer, as shown and described.

DESCRIPTION

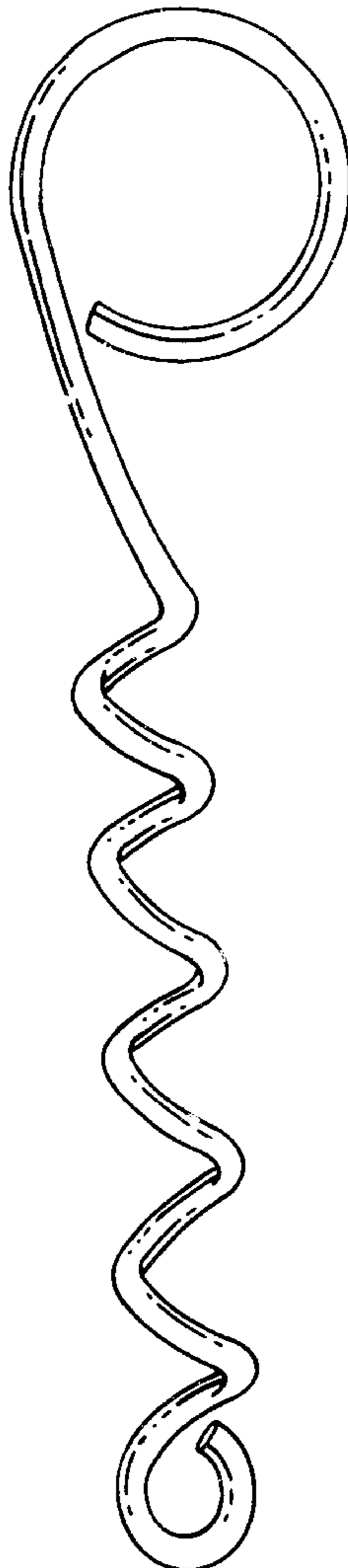
FIG. 1 is a front view of my new design, the rear view is a mirror image;

FIG. 2 is a right side view of FIG. 1, the left side view is a mirror image;

FIG. 3 is a top plan view of FIG. 1; and,

FIG. 4 is a bottom plan view thereof.

1 Claim, 1 Drawing Sheet



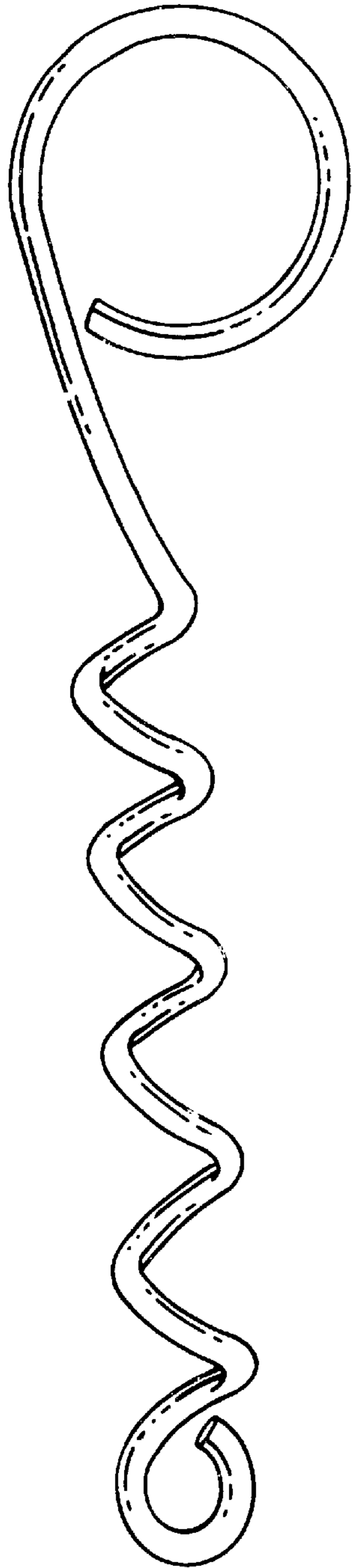


FIG. 1

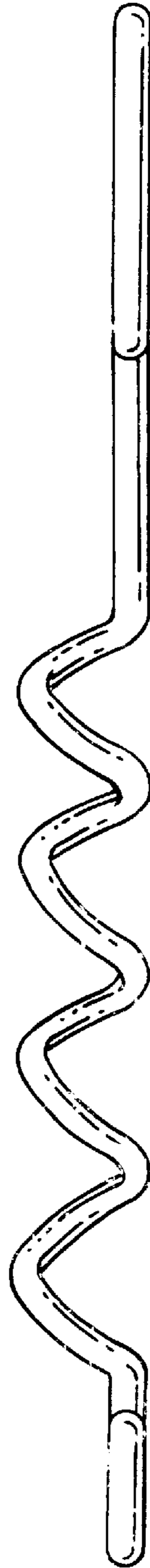


FIG. 2

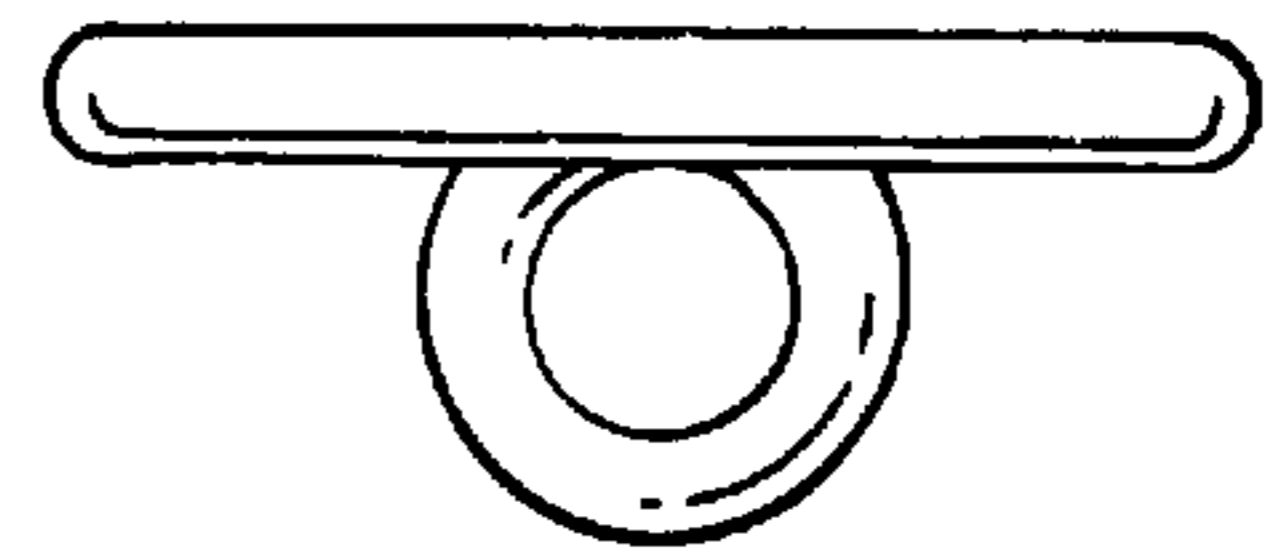


FIG. 3




FIG. 4