



US00D488843S

(12) **United States Design Patent**  
**Brown**

(10) **Patent No.:** **US D488,843 S**

(45) **Date of Patent:** **\*\* Apr. 20, 2004**

(54) **FINGER EXERCISE APPLIANCE**

(76) **Inventor:** **William R. Brown**, 437 Cortez St., Los Lunas, NM (US) 87031

(\*\*) **Term:** **14 Years**

(21) **Appl. No.:** **29/178,103**

(22) **Filed:** **Mar. 20, 2003**

(51) **LOC (7) Cl.** ..... **21-02**

(52) **U.S. Cl.** ..... **D21/684**

(58) **Field of Search** ..... D21/662, 684,  
D21/692; 482/44, 47, 48, 49, 121, 122

(56) **References Cited**

**U.S. PATENT DOCUMENTS**

3,612,521	A	*	10/1971	Wenderborn	.....	482/48
4,828,249	A	*	5/1989	Keating	.....	482/48
5,054,816	A	*	10/1991	Rosengarten	.....	281/42
5,062,625	A	*	11/1991	Vonk	.....	482/48
5,467,897	A	*	11/1995	Williams	.....	222/107

D416,594	S	*	11/1999	Sardina	.....	D21/684
6,179,751	B1	*	1/2001	Clears	.....	482/48
6,228,001	B1	*	5/2001	Johnson et al.	.....	482/48

\* cited by examiner

*Primary Examiner*—Philip S. Hyder

(57) **CLAIM**

The ornamental design for a finger exercise appliance, as shown and described.

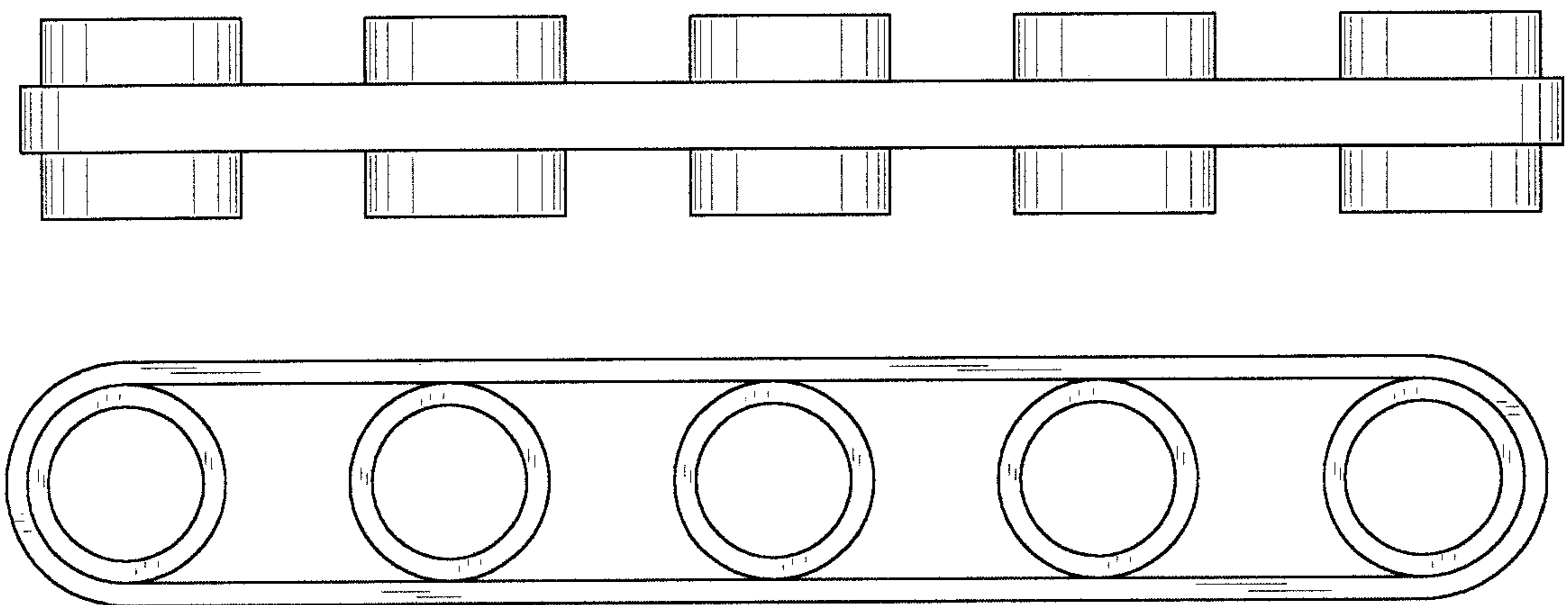
**DESCRIPTION**

FIG. 1 is a front elevational view of a finger exercise appliance showing my new design, the rear elevational view being the same thereas;

FIG. 2 is a side view, taken from the left side of FIG. 1, the right side view being the same thereas; and,

FIG. 3 is a top plan view thereof, the bottom plan view being the same thereas.

**1 Claim, 1 Drawing Sheet**






FIG. 1




FIG. 2

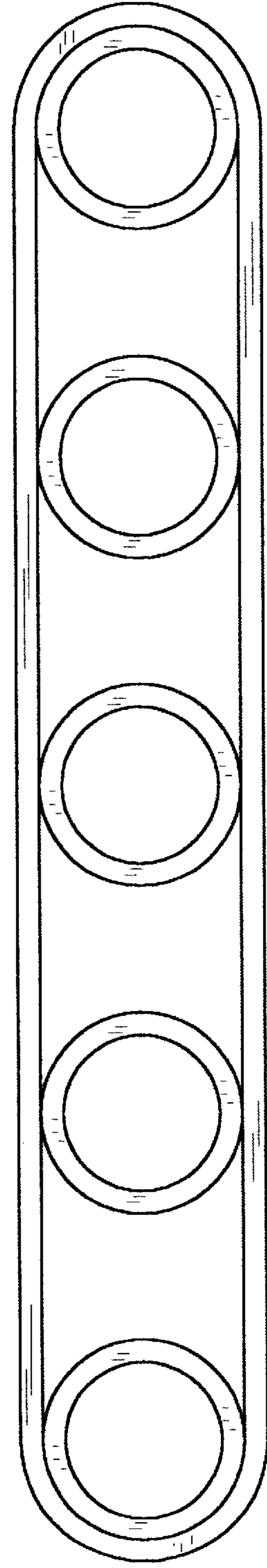


FIG. 3