



US00D488837S

(12) **United States Design Patent**
Dion

(10) **Patent No.:** **US D488,837 S**

(45) **Date of Patent:** **** Apr. 20, 2004**

(54) **DISPLAY PLACARD**

(75) Inventor: **Larry Dion**, Rydal, PA (US)

(73) Assignee: **LaMi Products, Inc.**, Willow Grove, PA (US)

(**) Term: **14 Years**

(21) Appl. No.: **29/175,931**

(22) Filed: **Feb. 12, 2003**

(51) **LOC (7) Cl.** **20-02**

(52) **U.S. Cl.** **D20/43**

(58) **Field of Search** D20/10, 22, 40,
D20/42, 43, 44, 99; D8/373, 380; D19/20;
D25/119, 121, 122, 124; 40/124.01, 124.05,
584, 642.01, 642.02, 649, 653, 654.01,
661, 661.03; 52/522; 248/214, 215

(56) **References Cited**

U.S. PATENT DOCUMENTS

D254,290 S	2/1980	Smith
D257,663 S	12/1980	McKee
4,270,719 A	6/1981	Kellogg
D260,852 S	9/1981	Loeschen
4,702,448 A	10/1987	LoJacono et al.
D306,133 S	2/1990	Zupancic
D318,414 S	7/1991	Righini
D327,839 S	7/1992	Stumpf et al.
D337,042 S	7/1993	Lin et al.
D341,819 S	11/1993	Carlstrom

5,415,370 A	*	5/1995	Valiulis	248/220.41
D367,001 S		2/1996	Bright		
5,722,625 A	*	3/1998	Kenney	248/220.41
D422,483 S		4/2000	Shea		
D463,251 S	*	9/2002	Shea	D8/354
D476,217 S	*	6/2003	Shea	D8/354

* cited by examiner

Primary Examiner—Robert M. Spear

(74) *Attorney, Agent, or Firm*—Duane Morris LLP

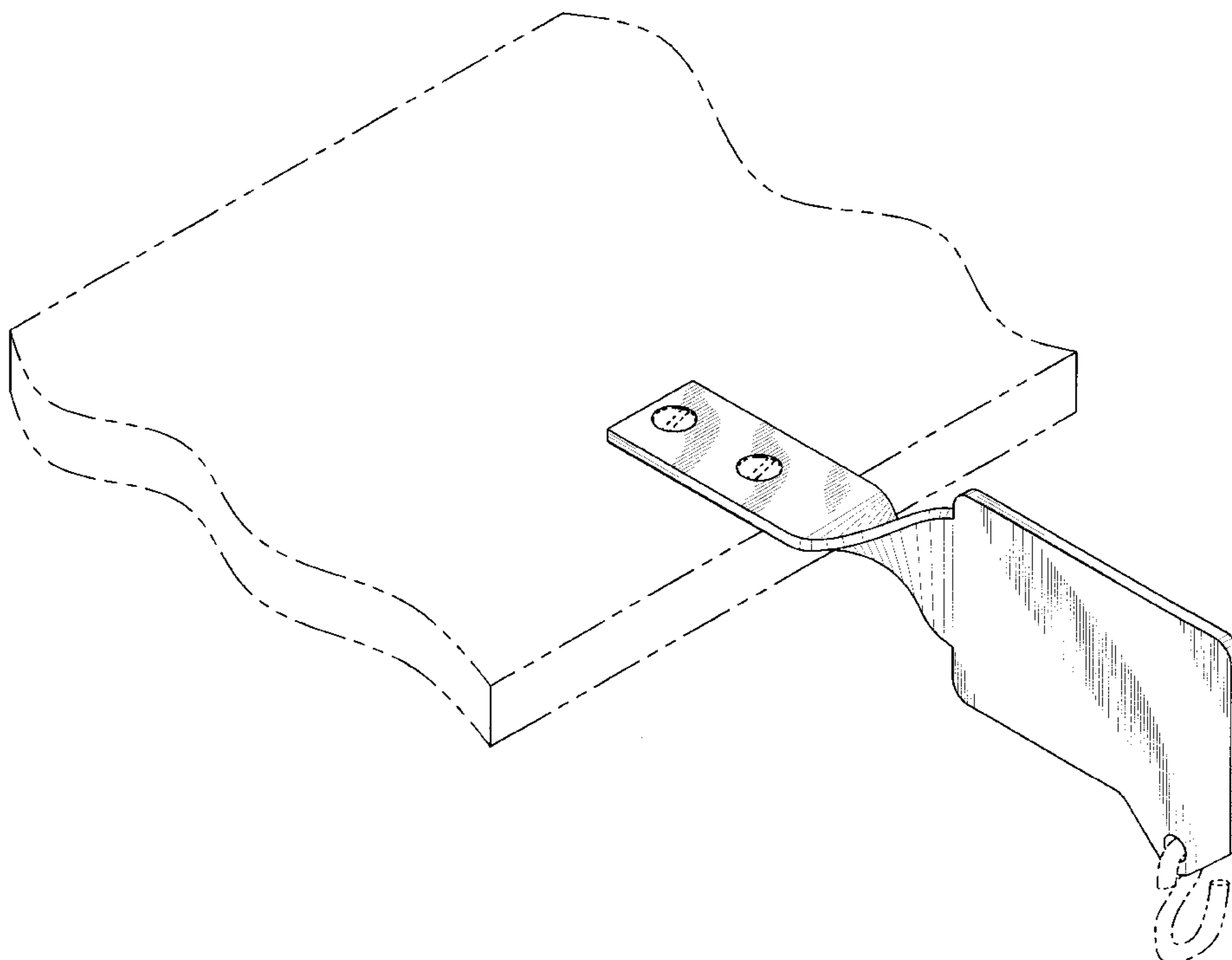
(57) **CLAIM**

The ornamental design for a display placard, as shown and described.

DESCRIPTION

FIG. 1 is an isometric view of a display placard according to the present invention;
 FIG. 2 is a right side view of the display placard shown in FIG. 1;
 FIG. 3 is a left side view of the display placard shown in FIG. 1;
 FIG. 4 is a top elevation view of the display placard shown in FIG. 1;
 FIG. 5 is a bottom elevation view of the display placard shown in FIG. 1;
 FIG. 6 is a front view of the display placard shown in FIG. 1; and,
 FIG. 7 is a rear view of the display placard shown in FIG. 1.

1 Claim, 4 Drawing Sheets



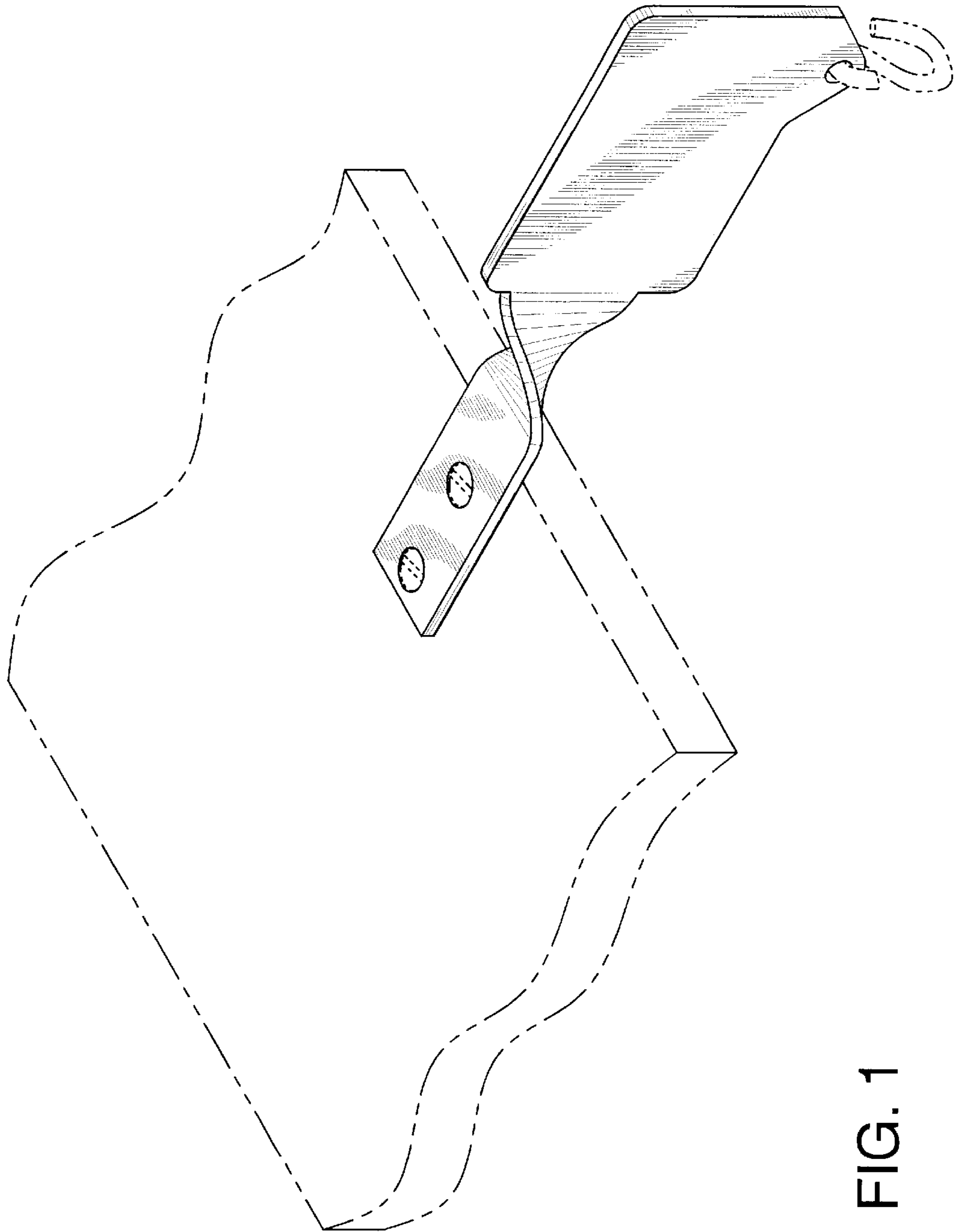


FIG. 1

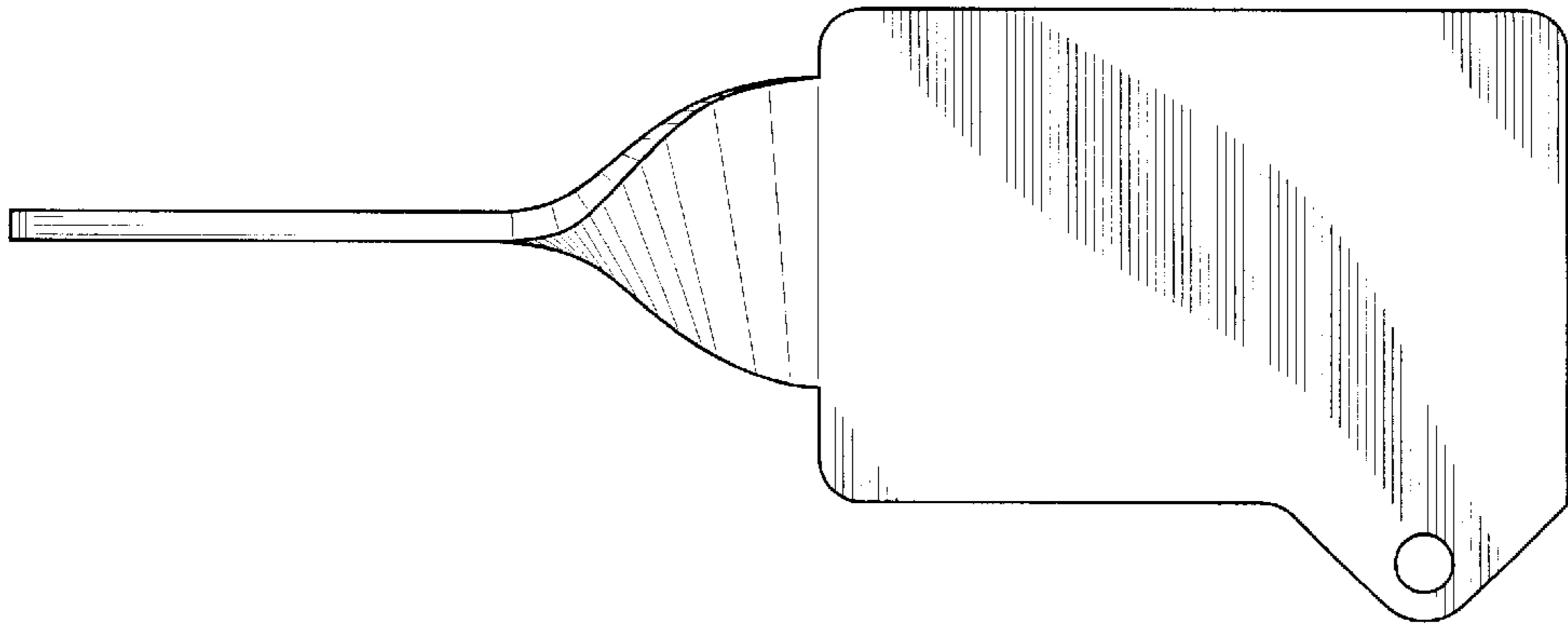


FIG. 2

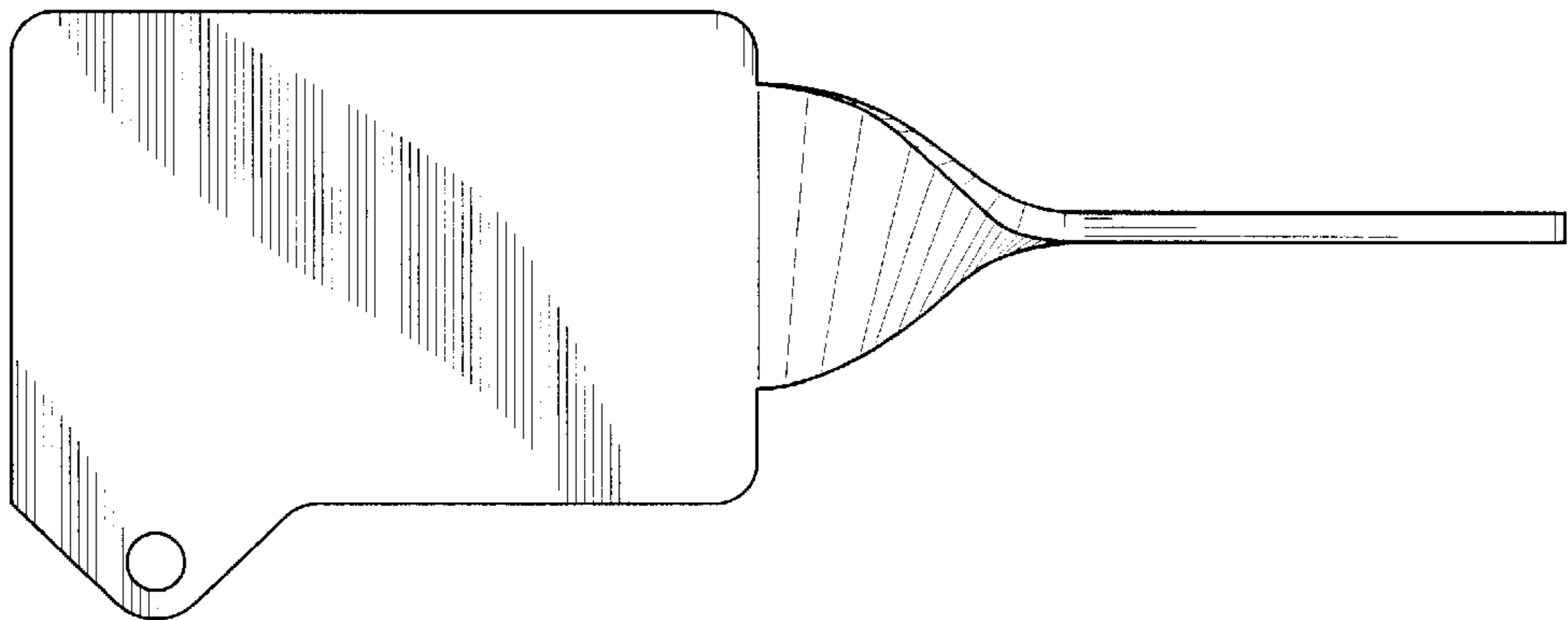


FIG. 3

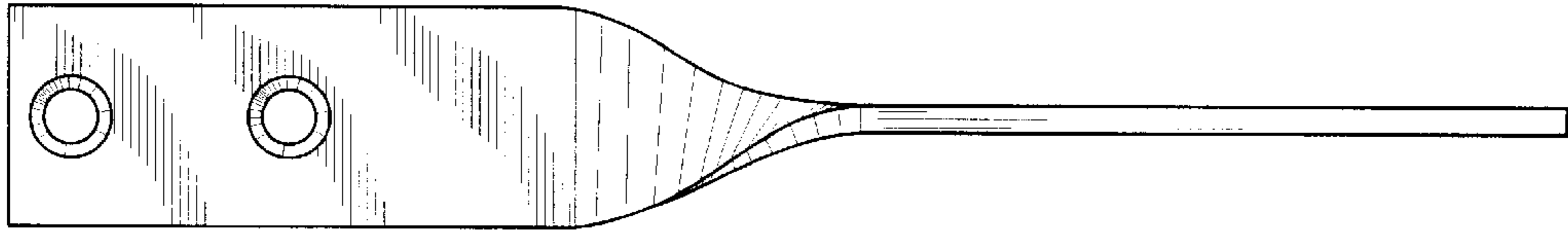


FIG. 4

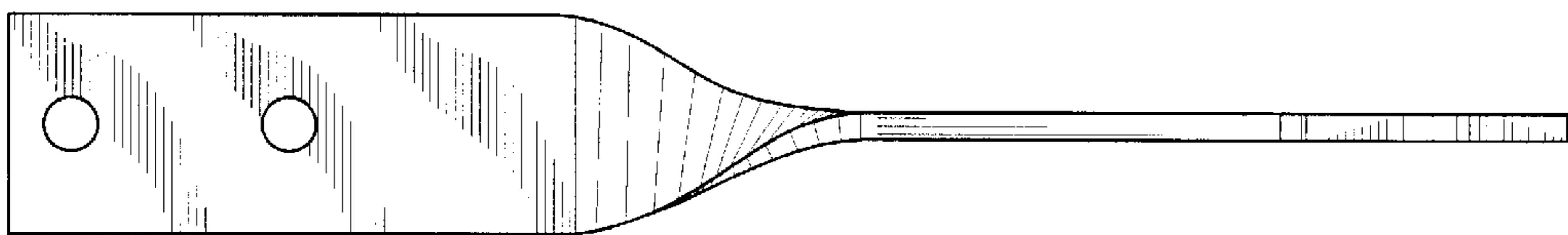


FIG. 5

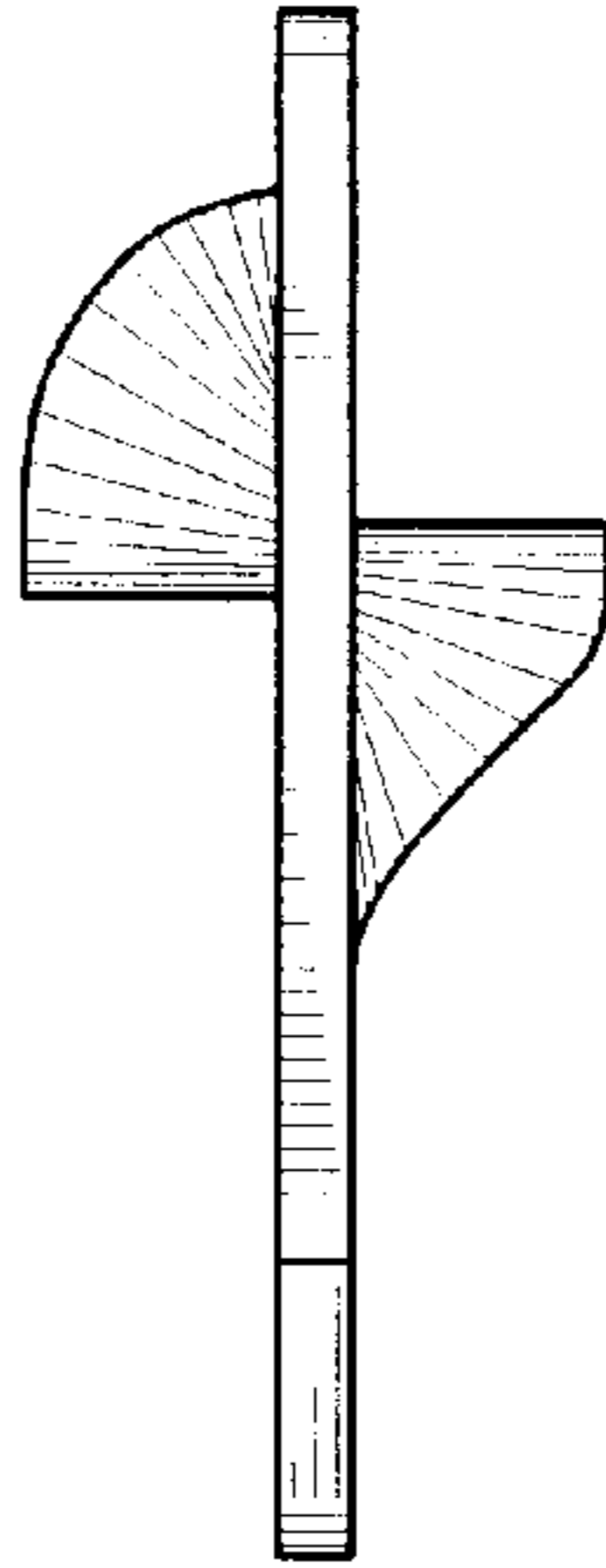


FIG. 6

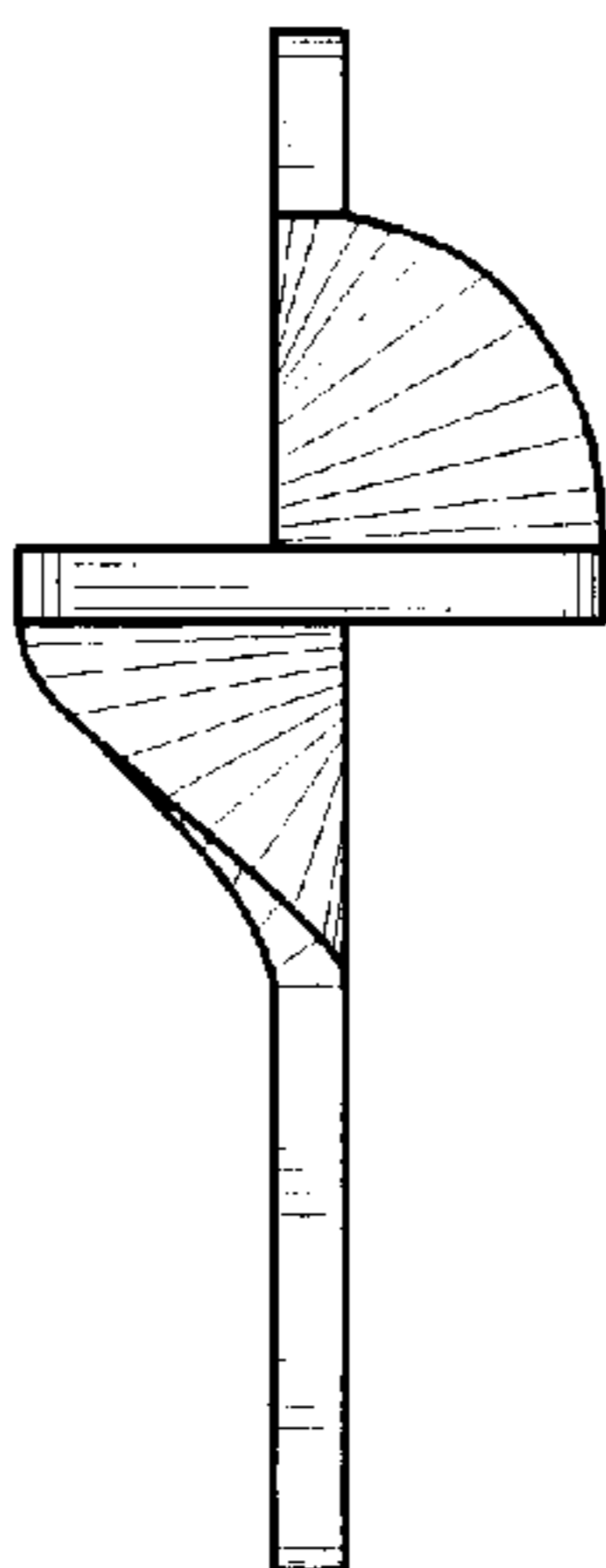


FIG. 7